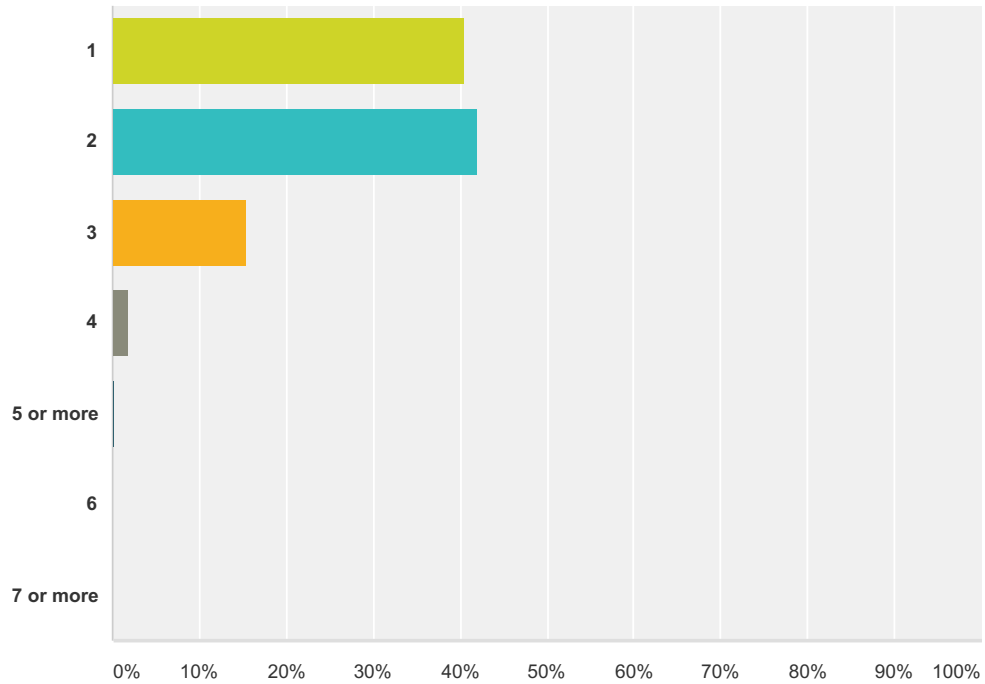


Q1 How many children do you have in the District? Based on the number you mark, you will be directed to a page where you will answer the survey questions for EACH of your children in the District.

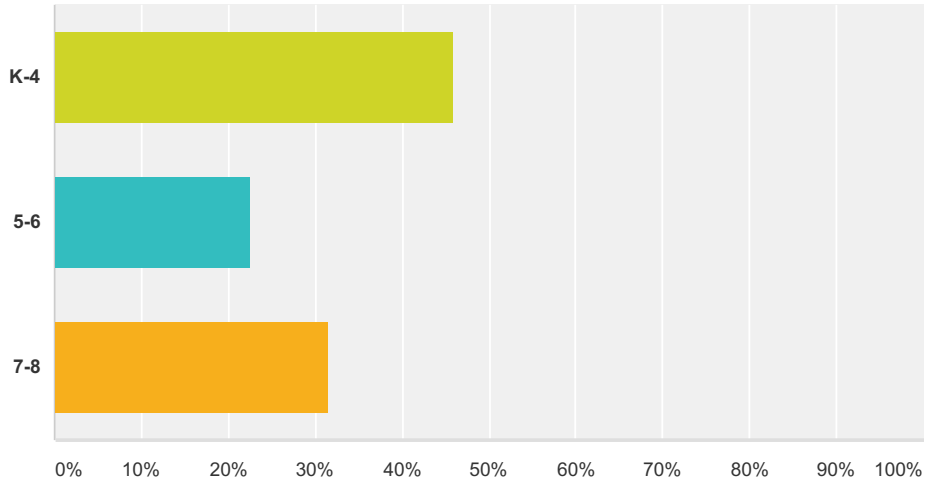
Answered: 1,069 Skipped: 1



Answer Choices	Responses	Count
1	40.60%	434
2	41.91%	448
3	15.53%	166
4	1.78%	19
5 or more	0.19%	2
6	0.00%	0
7 or more	0.00%	0
Total		1,069

Q2 Please indicate your child's grade:

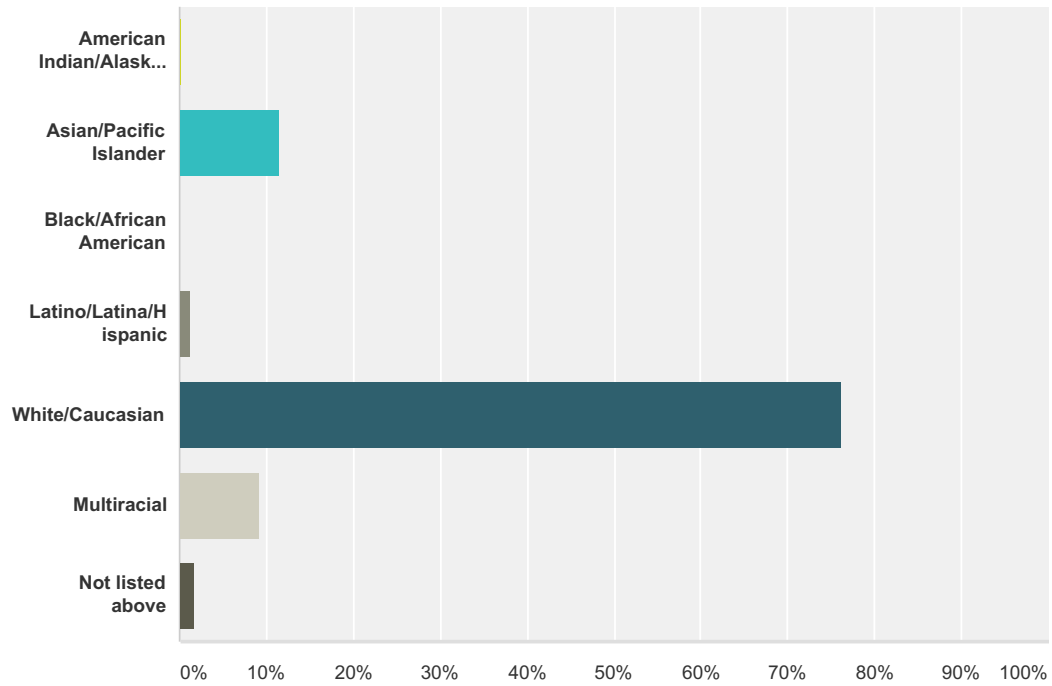
Answered: 413 Skipped: 657



Answer Choices	Responses
K-4	46.00% 190
5-6	22.52% 93
7-8	31.48% 130
Total	413

Q3 How does your child identify (race)?

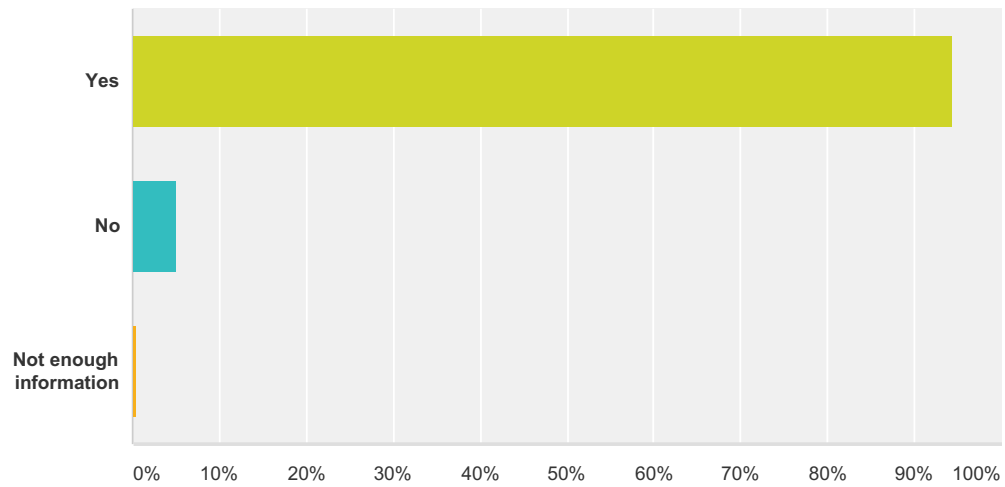
Answered: 412 Skipped: 658



Answer Choices	Responses
American Indian/Alaskan Native	0.24% 1
Asian/Pacific Islander	11.41% 47
Black/African American	0.00% 0
Latino/Latina/Hispanic	1.21% 5
White/Caucasian	76.21% 314
Multiracial	9.22% 38
Not listed above	1.70% 7
Total	412

Q4 Is English your child's first language?

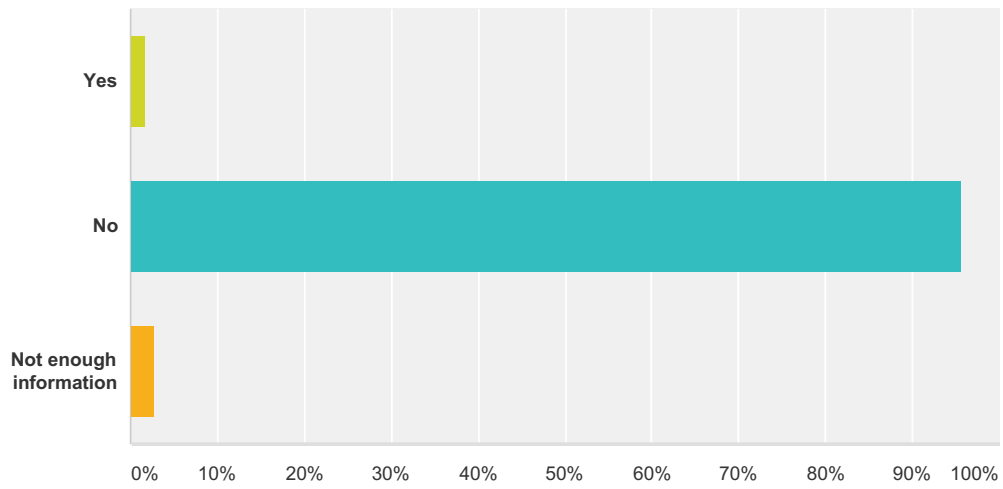
Answered: 411 Skipped: 659



Answer Choices	Responses
Yes	94.40% 388
No	5.11% 21
Not enough information	0.49% 2
Total	411

Q5 Does your child qualify for free and reduced lunch?

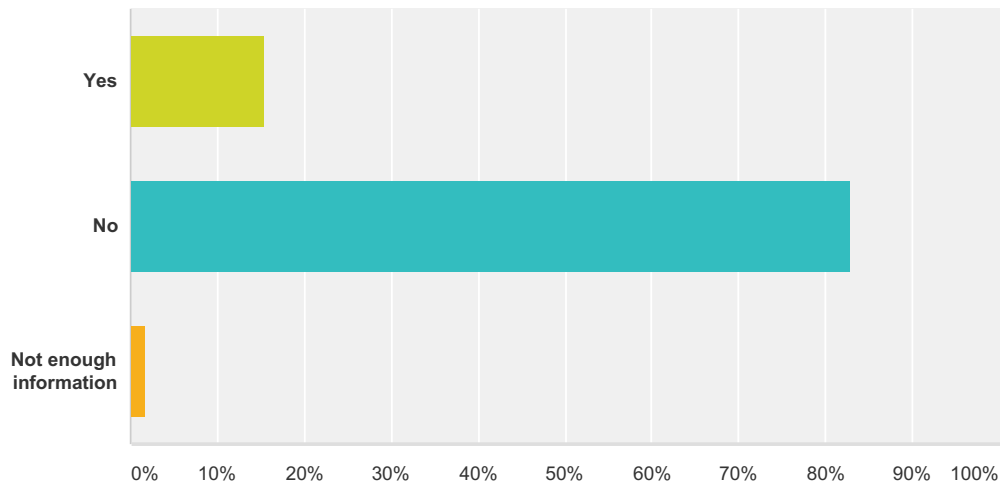
Answered: 411 Skipped: 659



Answer Choices	Responses
Yes	1.70% 7
No	95.62% 393
Not enough information	2.68% 11
Total	411

Q6 Does your child have an IEP (Individualized Education Plan)?

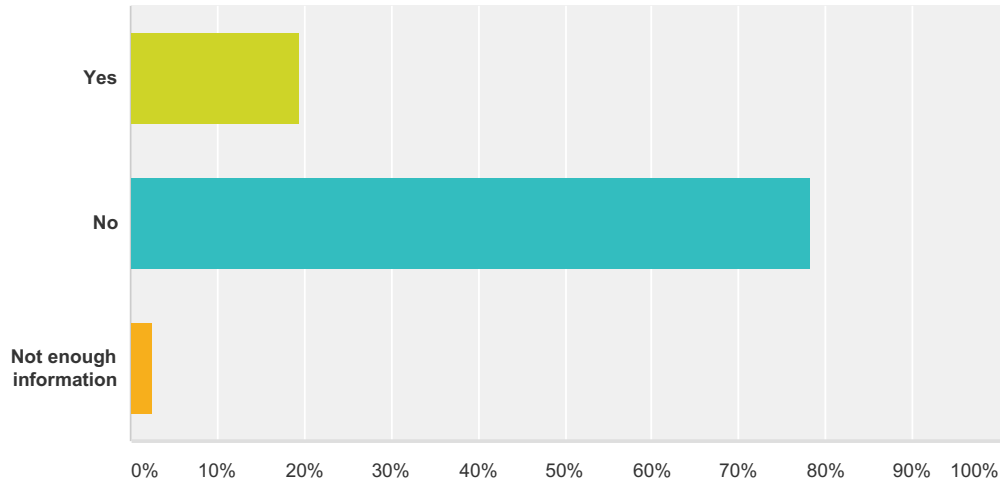
Answered: 410 Skipped: 660



Answer Choices	Responses
Yes	15.37% 63
No	82.93% 340
Not enough information	1.71% 7
Total	410

Q7 Does your child have a disability that is not immediately apparent (i.e., allergy, asthma, diabetes, ADHD, etc.)?

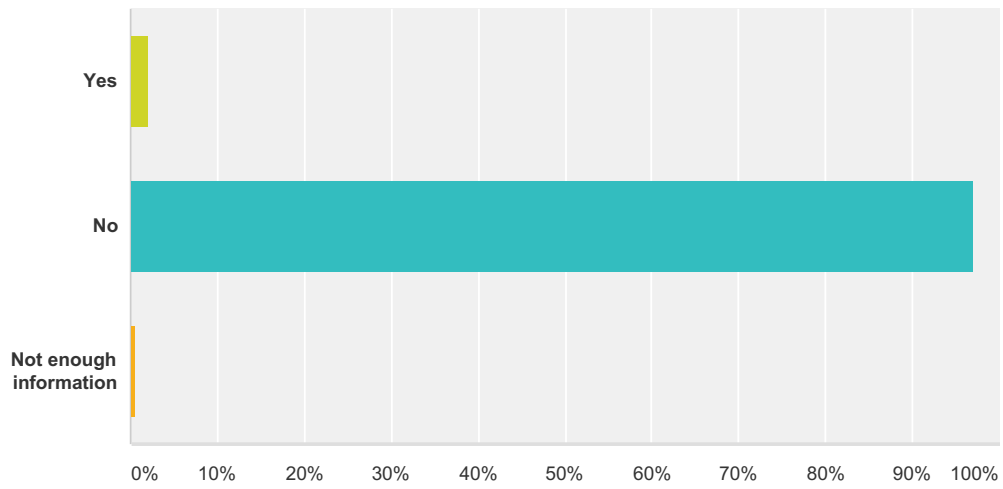
Answered: 414 Skipped: 656



Answer Choices	Responses
Yes	19.32% 80
No	78.26% 324
Not enough information	2.42% 10
Total	414

Q8 Does your child have a visible disability?

Answered: 412 Skipped: 658



Answer Choices	Responses
Yes	2.18% 9
No	97.09% 400
Not enough information	0.73% 3
Total	412

Q9 How does your child identify (sexual orientation)? Please enter "not enough information" if you feel that you do not have enough information to answer this question.

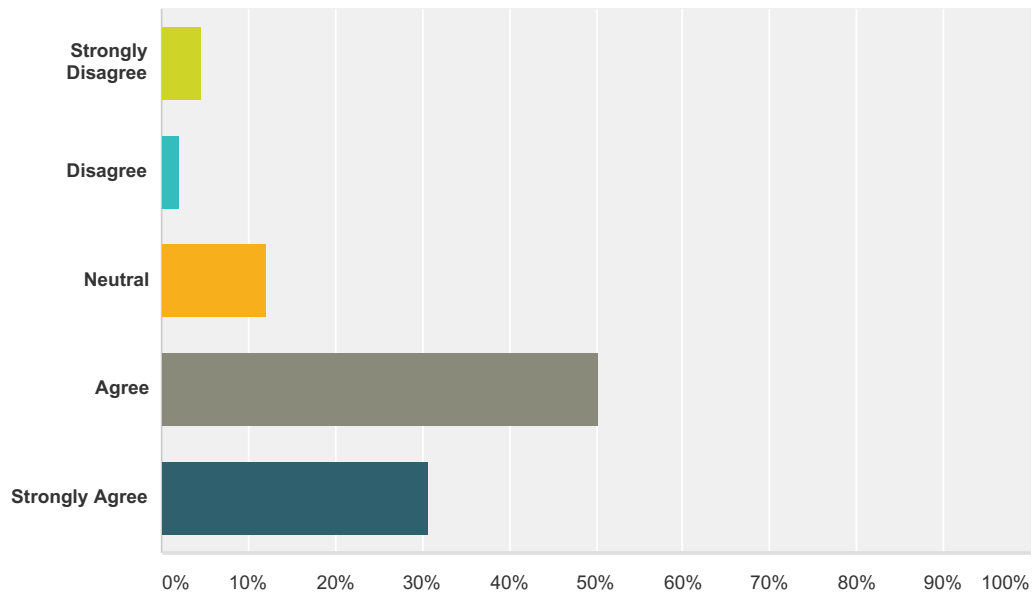
Answered: 350 Skipped: 720

Q10 How does your child identify (gender identity)? Please enter "not enough information" if you feel that you do not have enough information to answer this question.

Answered: 351 Skipped: 719

Q11 My child feels included in the school community.

Answered: 365 Skipped: 705



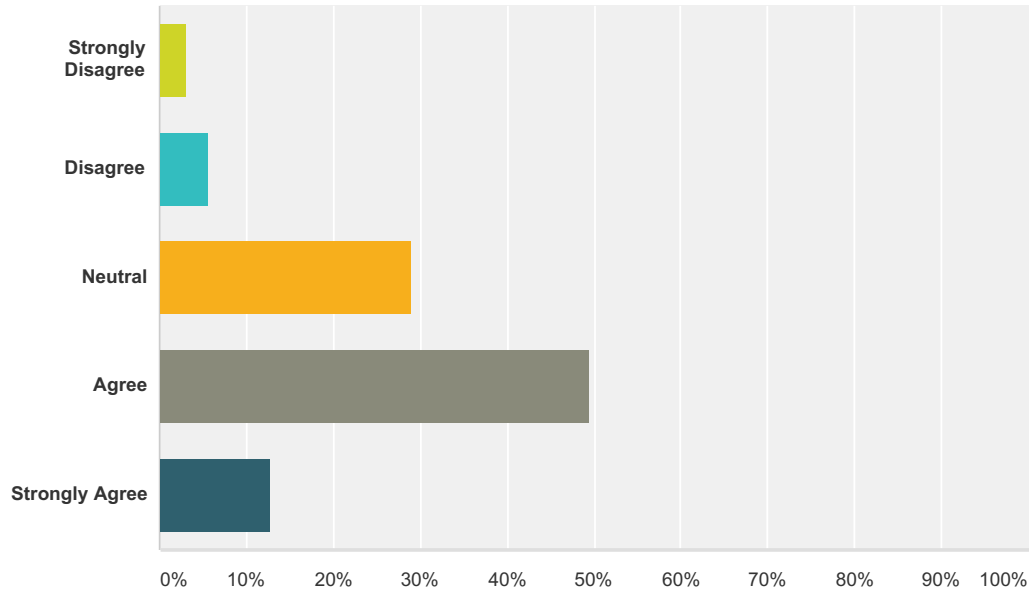
Answer Choices	Responses	Count
Strongly Disagree	4.66%	17
Disagree	2.19%	8
Neutral	12.05%	44
Agree	50.41%	184
Strongly Agree	30.68%	112
Total		365

Q12 Please comment below (optional):

Answered: 32 Skipped: 1,038

Q13 People of different backgrounds/opinions/learning styles feel included at my child's school.

Answered: 359 Skipped: 711



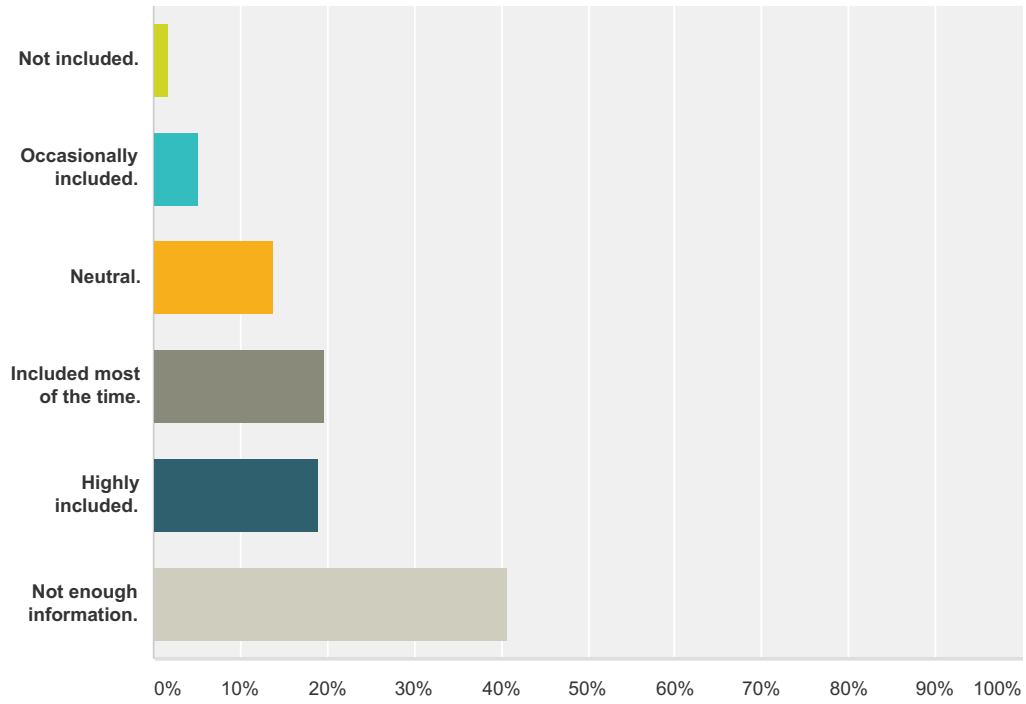
Answer Choices	Responses
Strongly Disagree	3.06% 11
Disagree	5.57% 20
Neutral	28.97% 104
Agree	49.58% 178
Strongly Agree	12.81% 46
Total	359

Q14 Please comment below (optional):

Answered: 62 Skipped: 1,008

Q15 Please indicate the level of inclusion that each group feels: Student of different racial backgrounds feel:

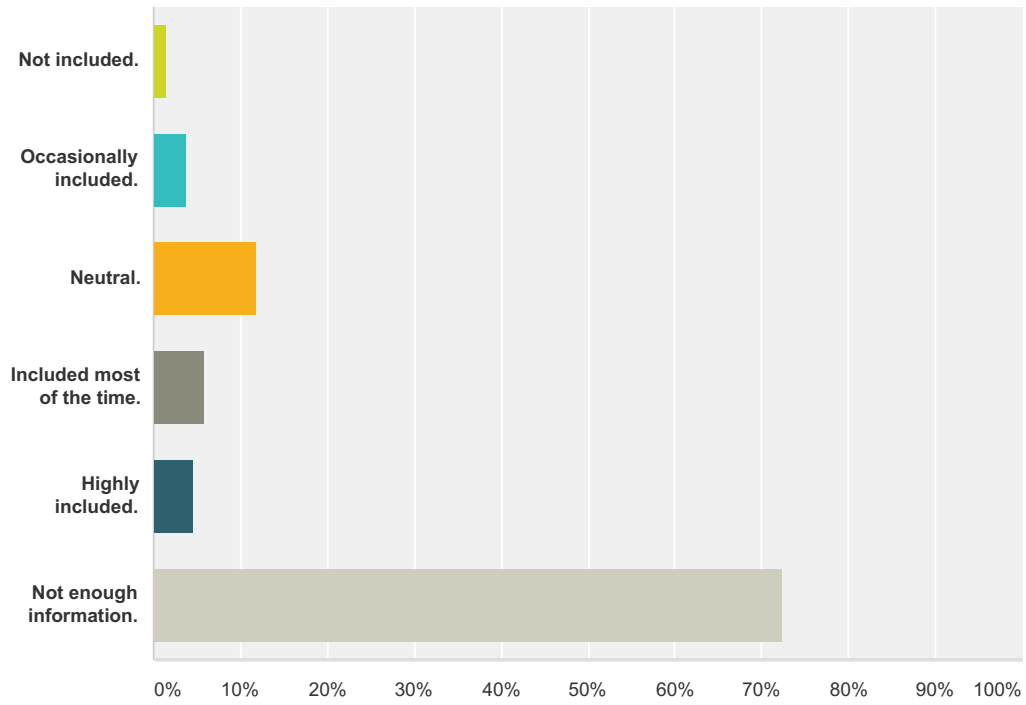
Answered: 351 Skipped: 719



Answer Choices	Responses
Not included.	1.71% 6
Occasionally included.	5.13% 18
Neutral.	13.68% 48
Included most of the time.	19.66% 69
Highly included.	19.09% 67
Not enough information.	40.74% 143
Total	351

Q16 Students who identify as LGBT feel:

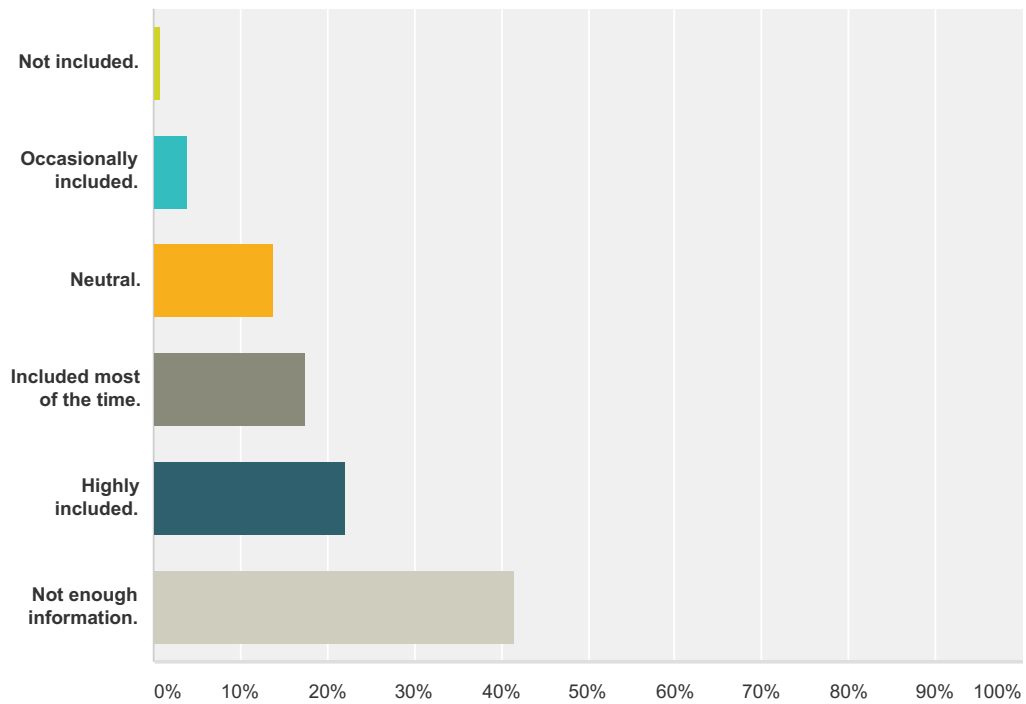
Answered: 346 Skipped: 724



Answer Choices	Responses
Not included.	1.45% 5
Occasionally included.	3.76% 13
Neutral.	11.85% 41
Included most of the time.	5.78% 20
Highly included.	4.62% 16
Not enough information.	72.54% 251
Total	346

Q17 Students who identify with different religious backgrounds feel:

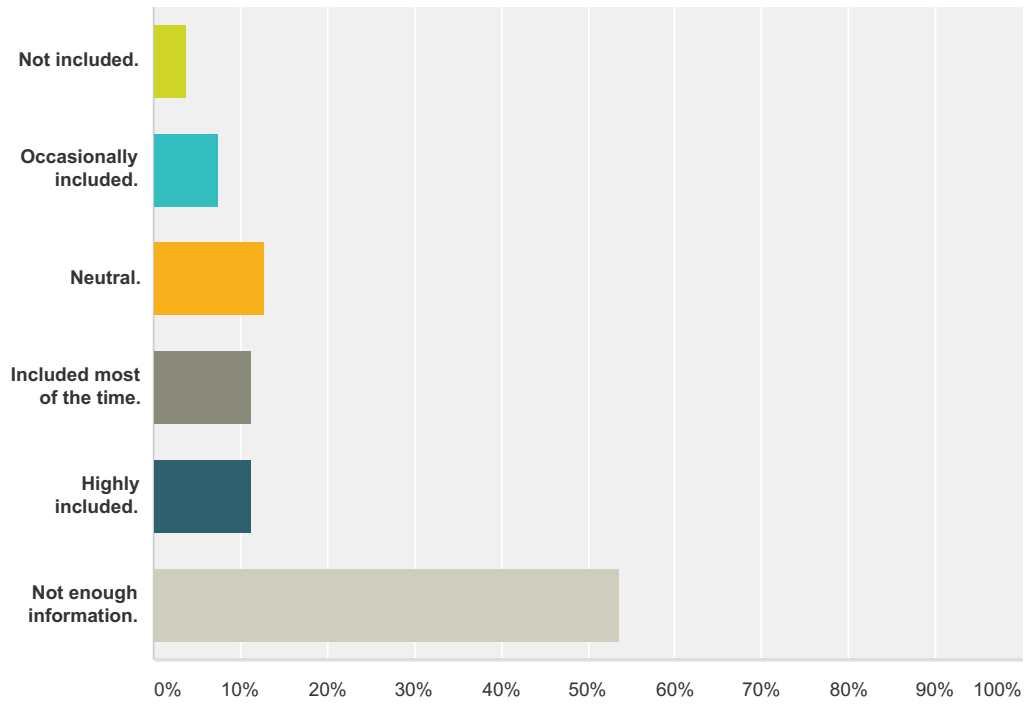
Answered: 347 Skipped: 723



Answer Choices	Responses	
Not included.	0.86%	3
Occasionally included.	4.03%	14
Neutral.	13.83%	48
Included most of the time.	17.58%	61
Highly included.	22.19%	77
Not enough information.	41.50%	144
Total		347

Q18 Students from lower socioeconomic backgrounds feel:

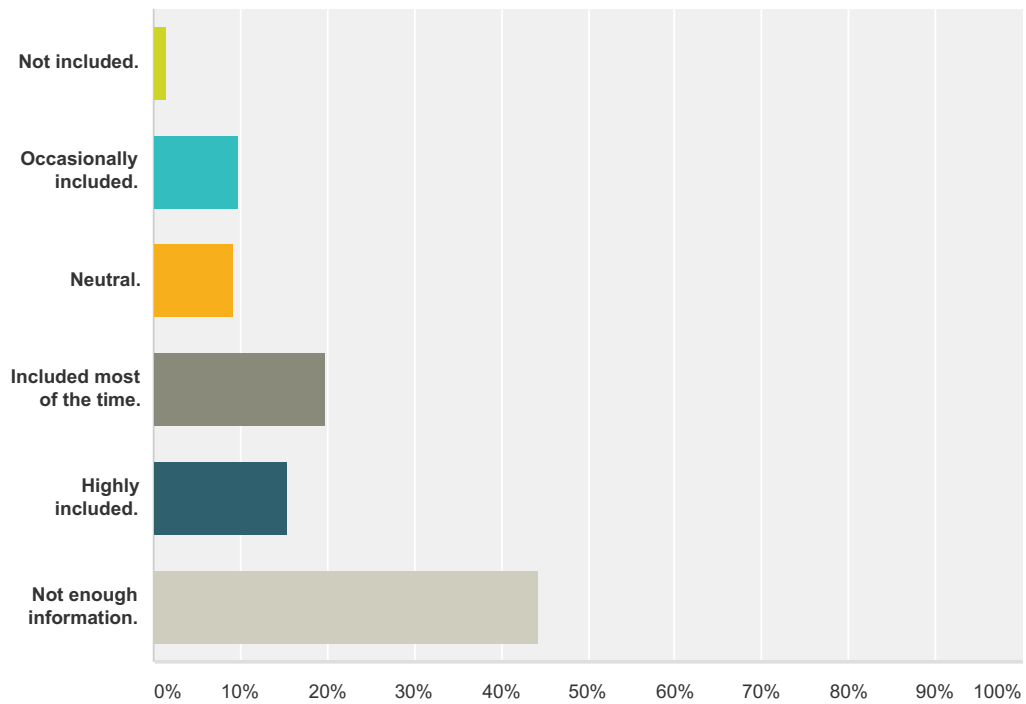
Answered: 348 Skipped: 722



Answer Choices	Responses	Count
Not included.	3.74%	13
Occasionally included.	7.47%	26
Neutral.	12.64%	44
Included most of the time.	11.21%	39
Highly included.	11.21%	39
Not enough information.	53.74%	187
Total		348

Q19 Students with unique physical, cognitive, medical, or emotional needs feel:

Answered: 348 Skipped: 722



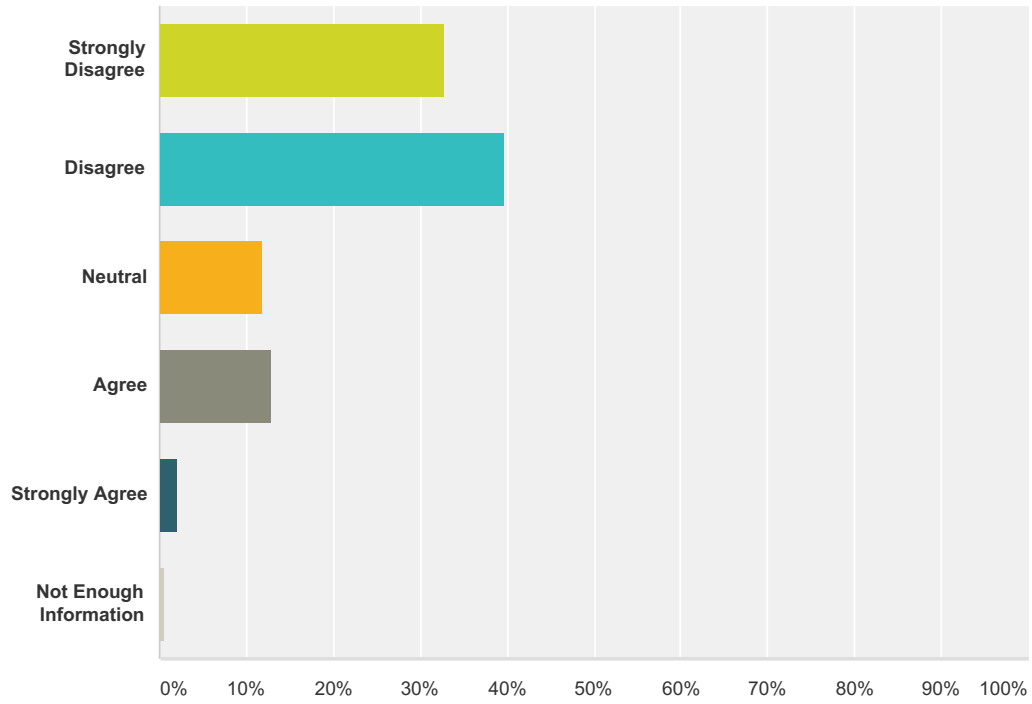
Answer Choices	Responses
Not included.	1.44% 5
Occasionally included.	9.77% 34
Neutral.	9.20% 32
Included most of the time.	19.83% 69
Highly included.	15.52% 54
Not enough information.	44.25% 154
Total	348

Q20 Please share any additional insights you have regarding children and their sense of belonging or inclusion in the school environment.

Answered: 78 Skipped: 992

Q21 At home, my child regularly displays socially or emotionally negative feelings about his/her experience at school.

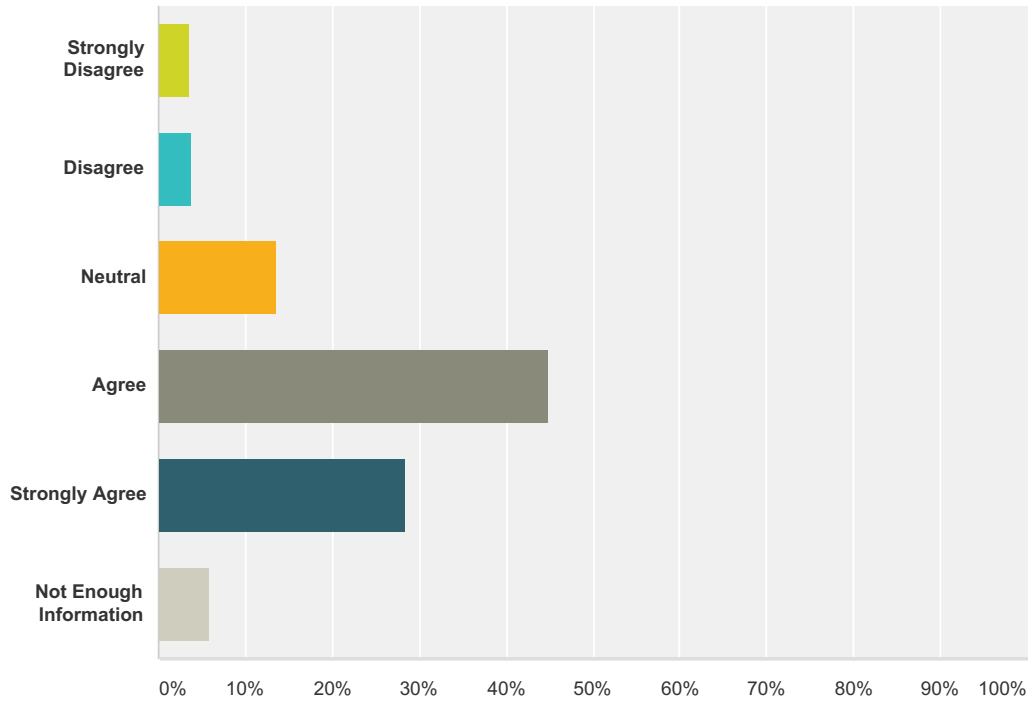
Answered: 347 Skipped: 723



Answer Choices	Responses
Strongly Disagree	32.85% 114
Disagree	39.77% 138
Neutral	11.82% 41
Agree	12.97% 45
Strongly Agree	2.02% 7
Not Enough Information	0.58% 2
Total	347

Q22 I feel the services available at the school are adequate to support my child's social and emotional needs.

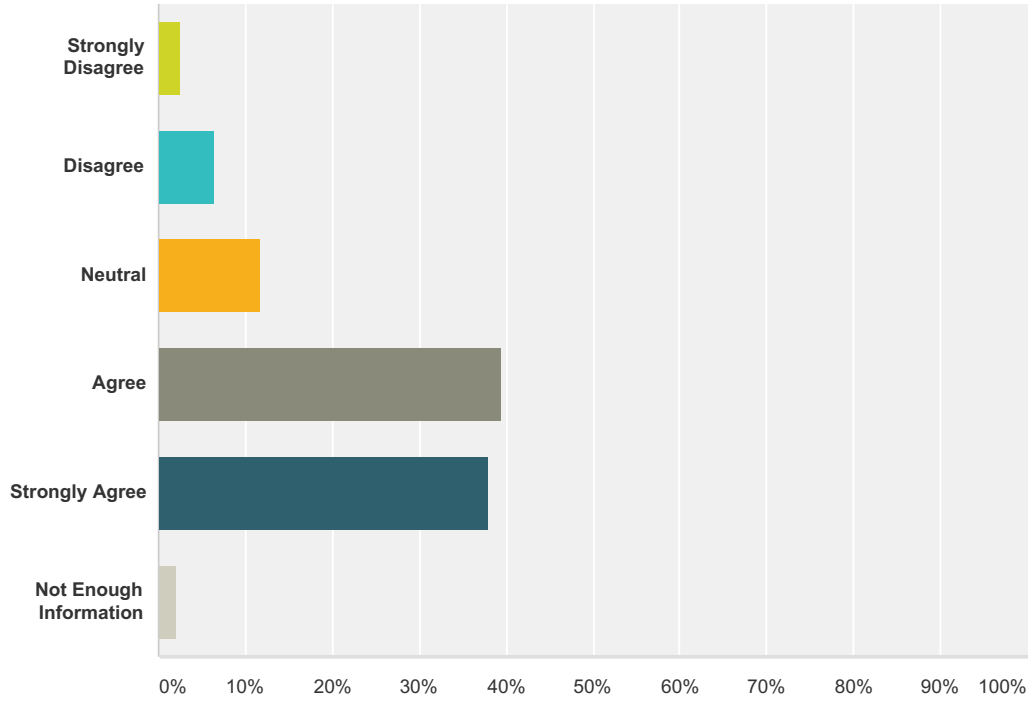
Answered: 345 Skipped: 725



Answer Choices	Responses
Strongly Disagree	3.48% 12
Disagree	3.77% 13
Neutral	13.62% 47
Agree	44.93% 155
Strongly Agree	28.41% 98
Not Enough Information	5.80% 20
Total	345

Q23 I feel comfortable reaching out to the school team to discuss any social or emotional conflicts my child experiences.

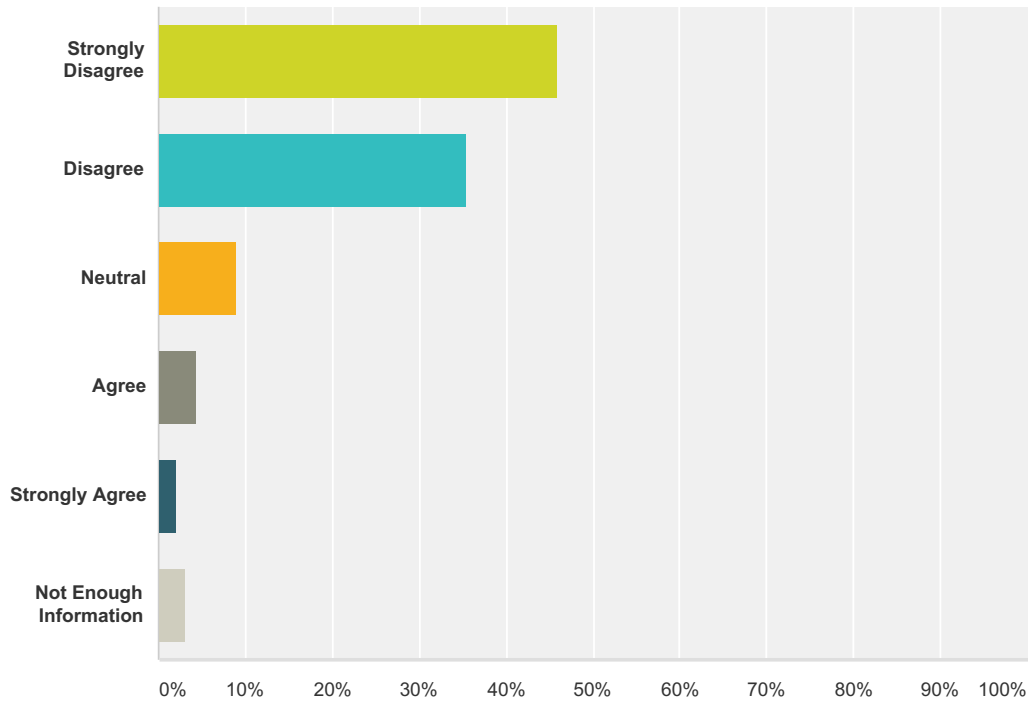
Answered: 345 Skipped: 725



Answer Choices	Responses
Strongly Disagree	2.61% 9
Disagree	6.38% 22
Neutral	11.59% 40
Agree	39.42% 136
Strongly Agree	37.97% 131
Not Enough Information	2.03% 7
Total	345

Q24 My child feels verbally harassed repeatedly at this school.

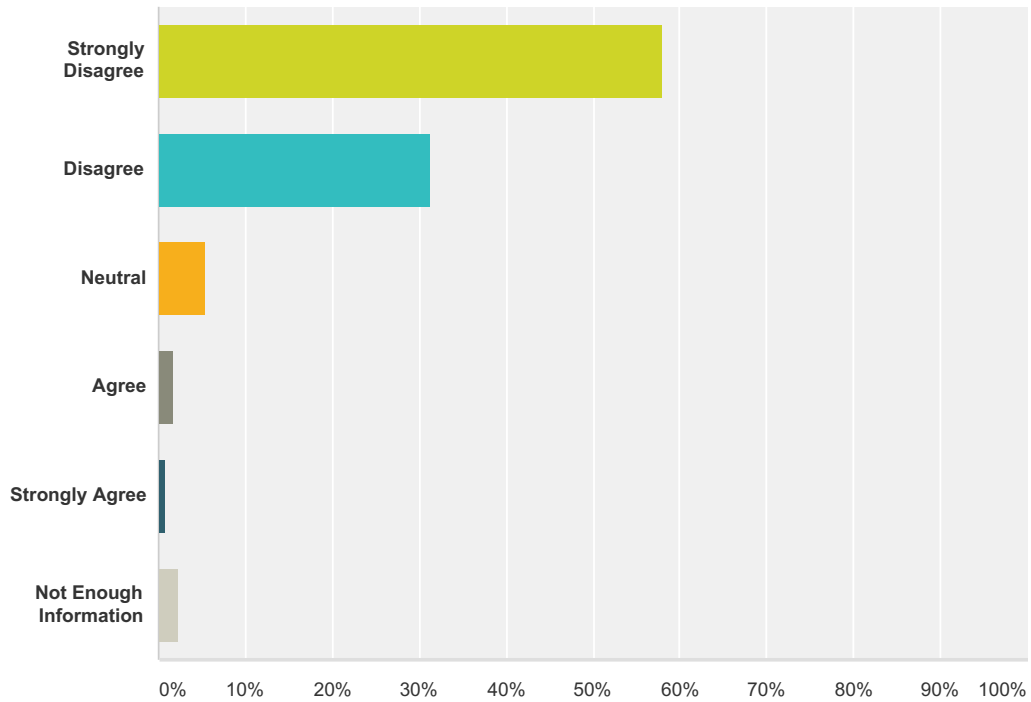
Answered: 344 Skipped: 726



Answer Choices	Responses	
Strongly Disagree	45.93%	158
Disagree	35.47%	122
Neutral	9.01%	31
Agree	4.36%	15
Strongly Agree	2.03%	7
Not Enough Information	3.20%	11
Total		344

Q25 My child feels physically harassed repeatedly at this school.

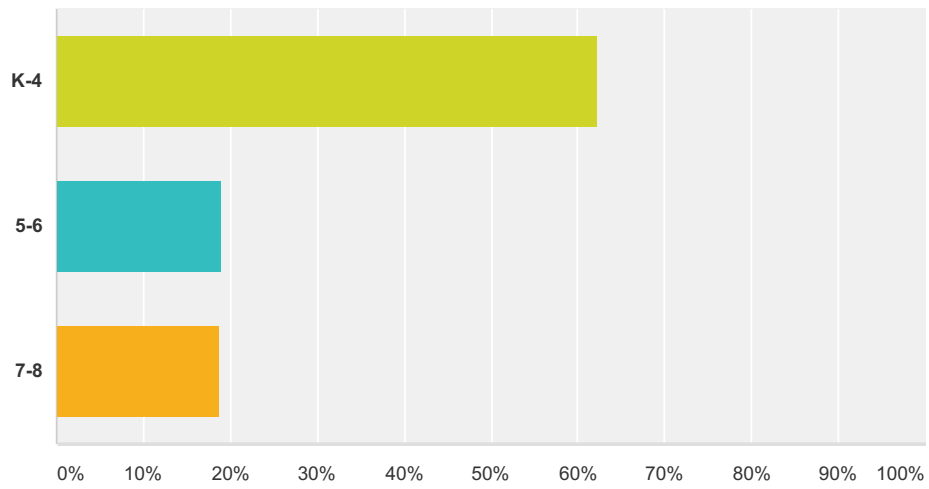
Answered: 344 Skipped: 726



Answer Choices	Responses	Count
Strongly Disagree	58.14%	200
Disagree	31.40%	108
Neutral	5.52%	19
Agree	1.74%	6
Strongly Agree	0.87%	3
Not Enough Information	2.33%	8
Total		344

Q26 CHILD ONE: Please indicate your child's grade:

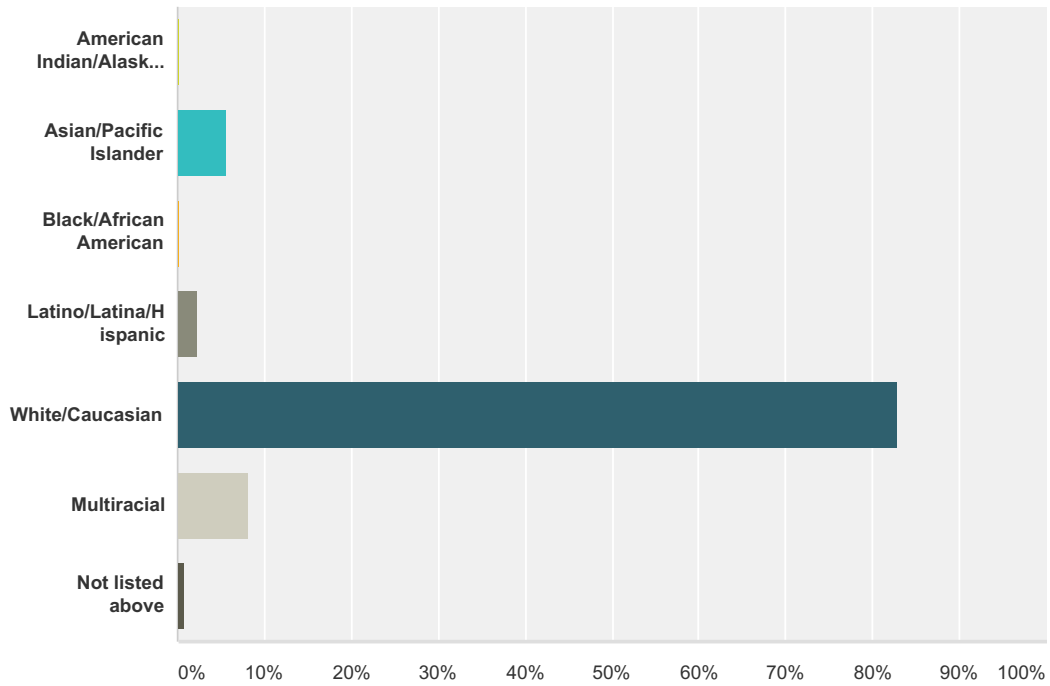
Answered: 399 Skipped: 671



Answer Choices	Responses
K-4	62.16% 248
5-6	19.05% 76
7-8	18.80% 75
Total	399

Q27 How does your child identify (race)?

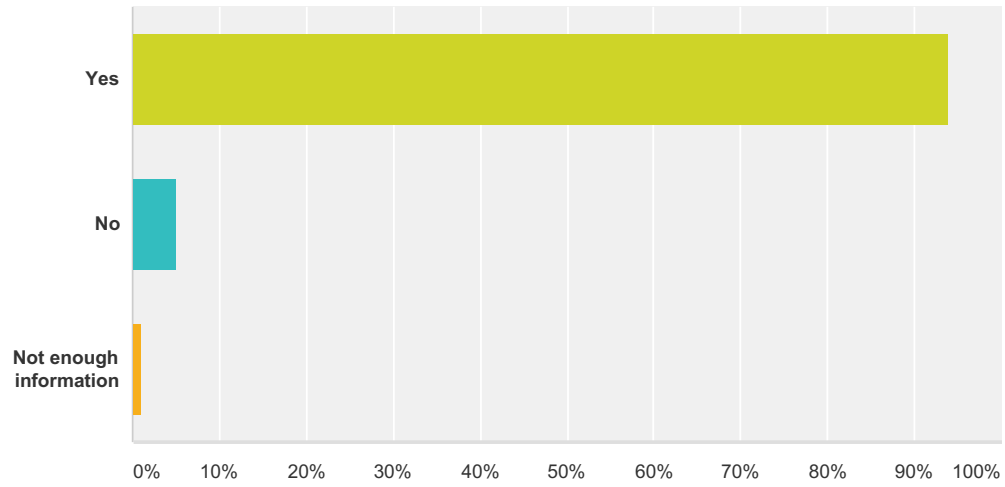
Answered: 396 Skipped: 674



Answer Choices	Responses
American Indian/Alaskan Native	0.25% 1
Asian/Pacific Islander	5.56% 22
Black/African American	0.25% 1
Latino/Latina/Hispanic	2.27% 9
White/Caucasian	82.83% 328
Multiracial	8.08% 32
Not listed above	0.76% 3
Total	396

Q28 Is English your child's first language?

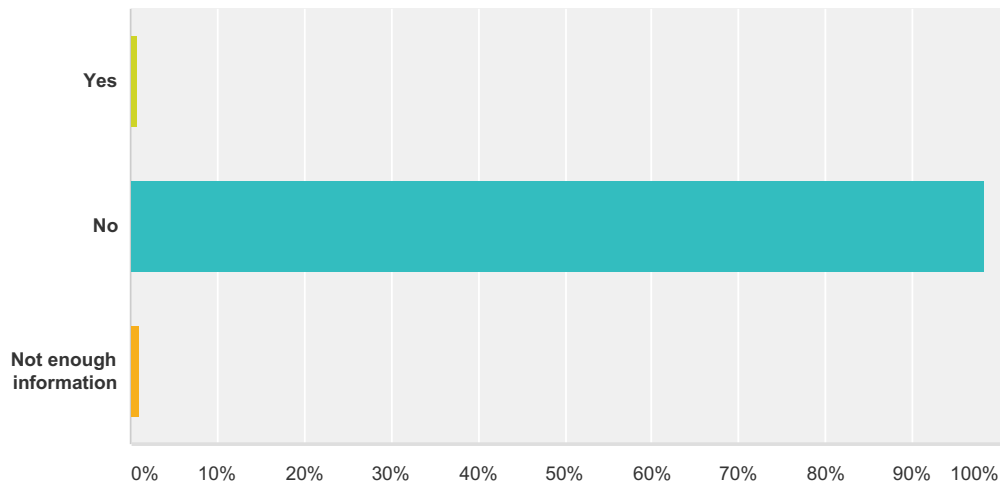
Answered: 398 Skipped: 672



Answer Choices	Responses
Yes	93.97% 374
No	5.03% 20
Not enough information	1.01% 4
Total	398

Q29 Does your child qualify for free and reduced lunch?

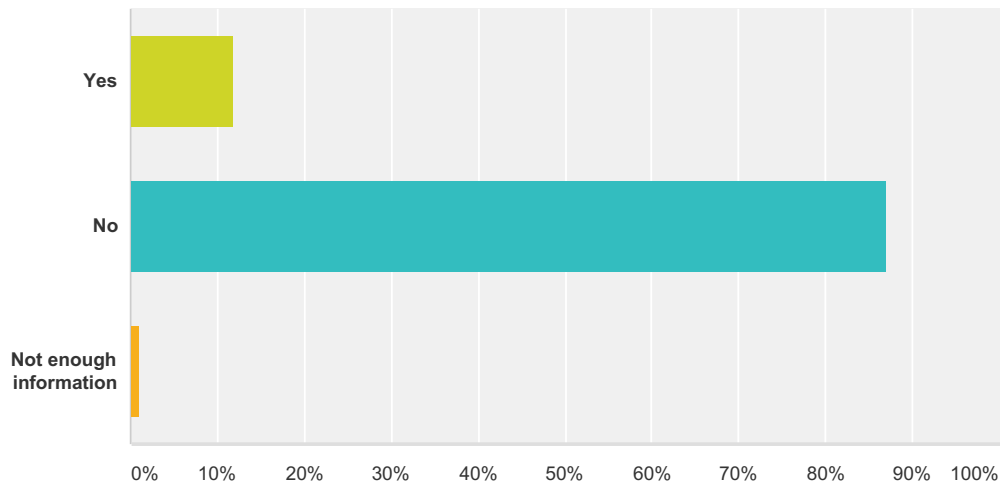
Answered: 397 Skipped: 673



Answer Choices	Responses
Yes	0.76% 3
No	98.24% 390
Not enough information	1.01% 4
Total	397

Q30 Does your child have an IEP (Individualized Education Plan)?

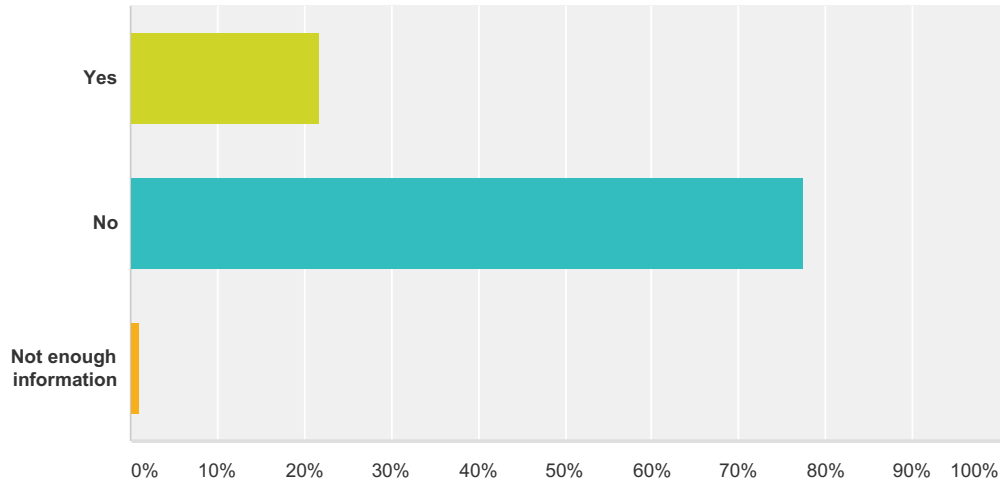
Answered: 396 Skipped: 674



Answer Choices	Responses
Yes	11.87% 47
No	87.12% 345
Not enough information	1.01% 4
Total	396

Q31 Does your child have a disability that is not immediately apparent (i.e., allergy, asthma, diabetes, ADHD, etc.)?

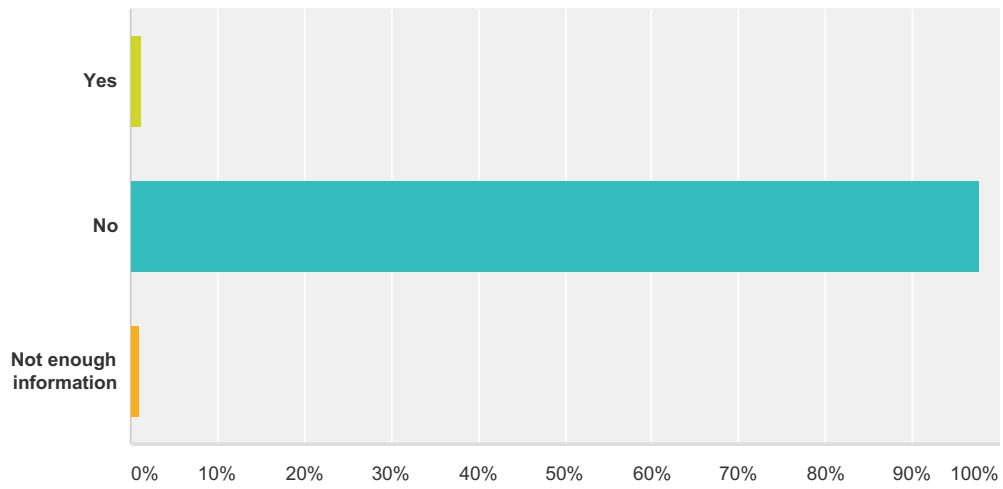
Answered: 398 Skipped: 672



Answer Choices	Responses
Yes	21.61% 86
No	77.39% 308
Not enough information	1.01% 4
Total	398

Q32 Does your child have a visible disability?

Answered: 397 Skipped: 673



Answer Choices	Responses
Yes	1.26% 5
No	97.73% 388
Not enough information	1.01% 4
Total	397

Q33 How does your child identify (sexual orientation)? Please enter "not enough information" if you feel that you do not have enough information to answer this question.

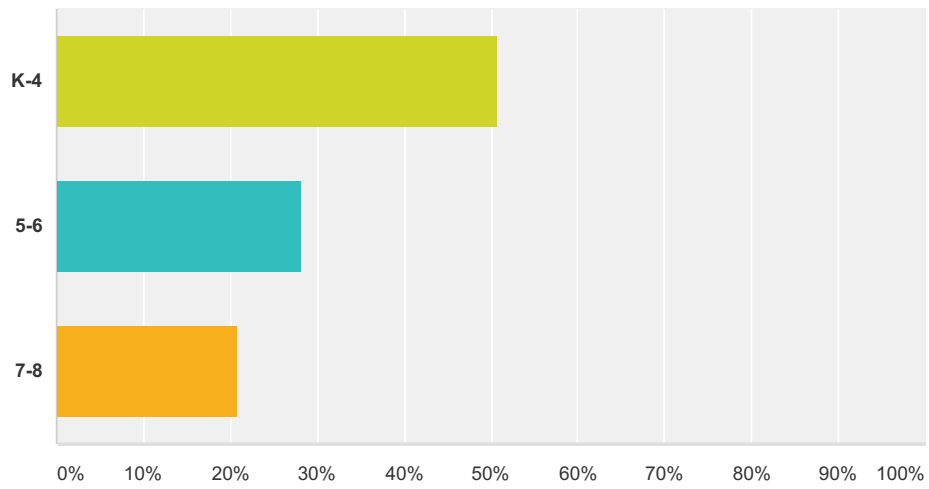
Answered: 346 Skipped: 724

Q34 How does your child identify (gender identity)? Please enter "not enough information" if you feel that you do not have enough information to answer this question.

Answered: 356 Skipped: 714

Q35 CHILD TWO: Please indicate your child's grade:

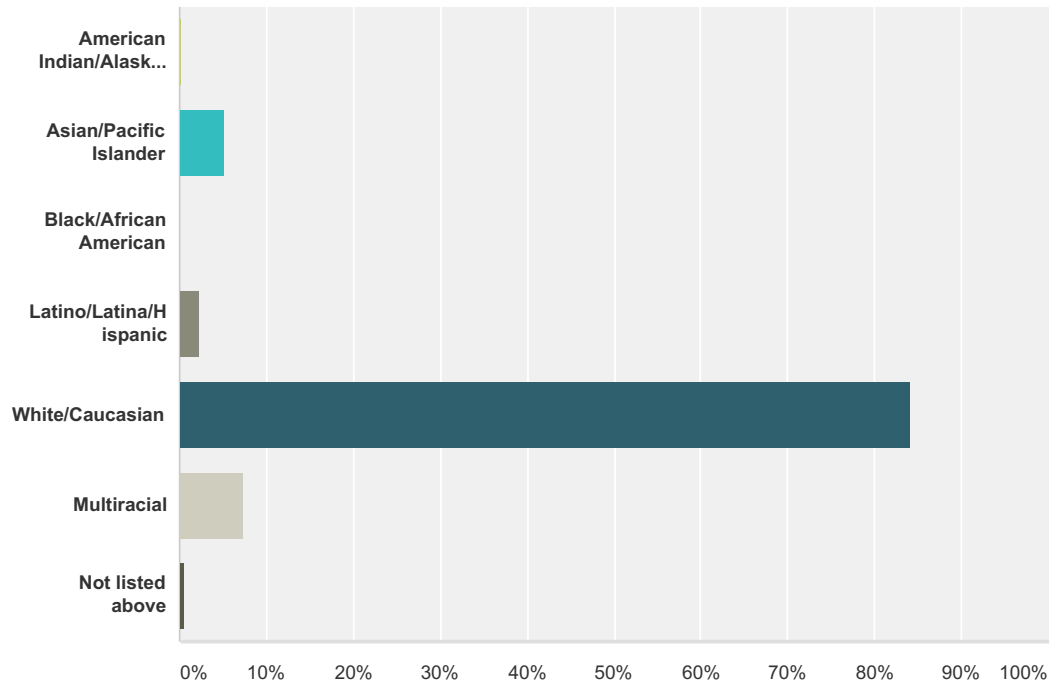
Answered: 382 Skipped: 688



Answer Choices	Responses
K-4	50.79% 194
5-6	28.27% 108
7-8	20.94% 80
Total	382

Q36 How does your child identify (race)?

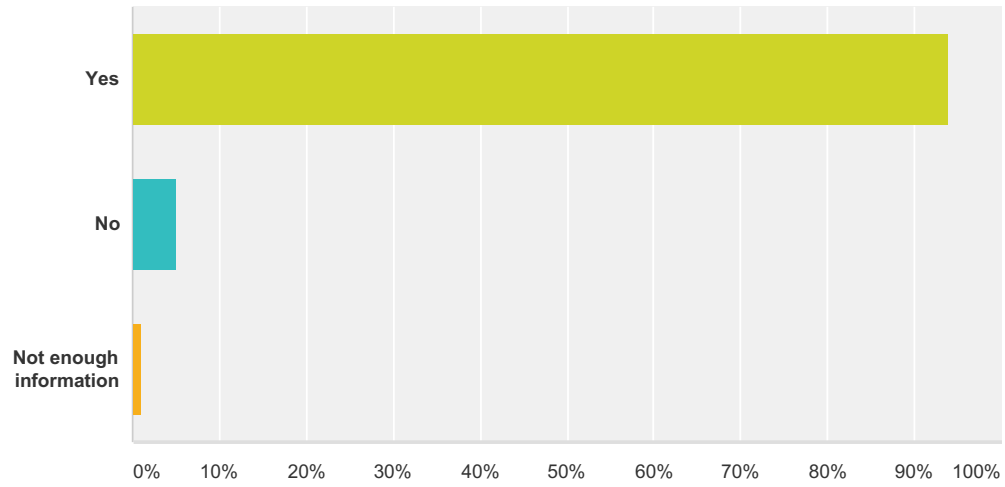
Answered: 378 Skipped: 692



Answer Choices	Responses
American Indian/Alaskan Native	0.26% 1
Asian/Pacific Islander	5.29% 20
Black/African American	0.00% 0
Latino/Latina/Hispanic	2.38% 9
White/Caucasian	84.13% 318
Multiracial	7.41% 28
Not listed above	0.53% 2
Total	378

Q37 Is English your child's first language?

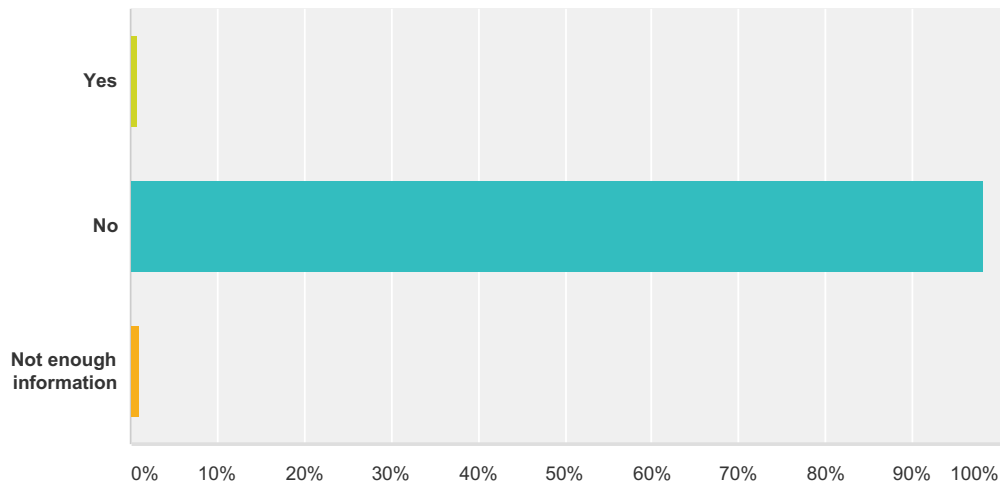
Answered: 379 Skipped: 691



Answer Choices	Responses
Yes	93.93% 356
No	5.01% 19
Not enough information	1.06% 4
Total	379

Q38 Does your child qualify for free and reduced lunch?

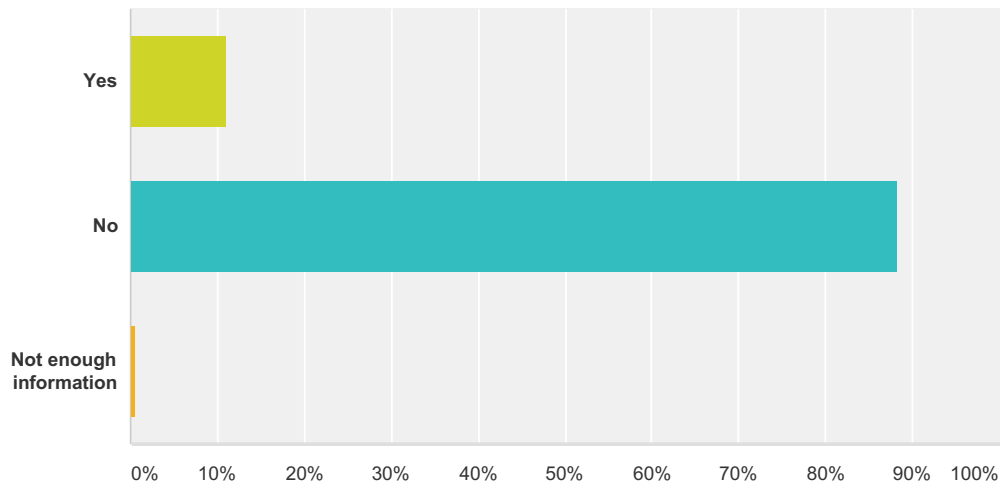
Answered: 379 Skipped: 691



Answer Choices	Responses
Yes	0.79% 3
No	98.15% 372
Not enough information	1.06% 4
Total	379

Q39 Does your child have an IEP (Individualized Education Plan)?

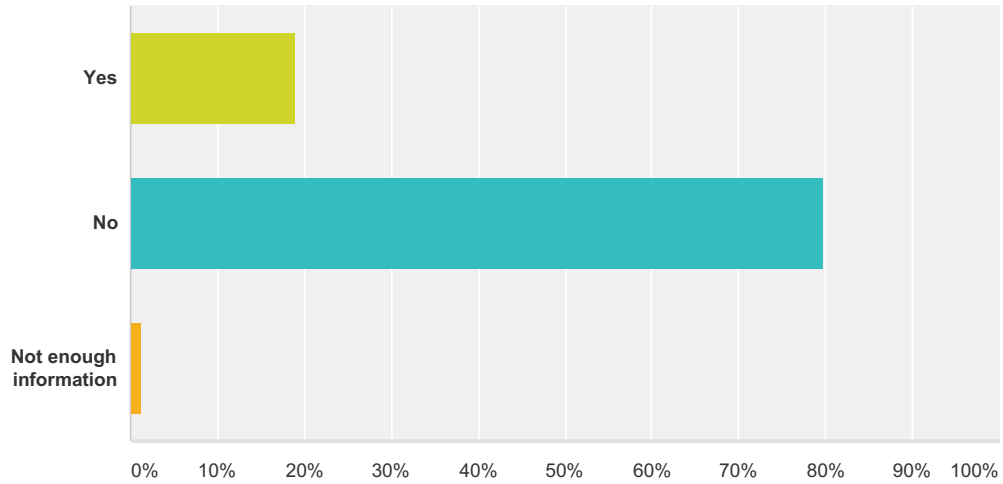
Answered: 379 Skipped: 691



Answer Choices	Responses	
Yes	11.08%	42
No	88.39%	335
Not enough information	0.53%	2
Total		379

Q40 Does your child have a disability that is not immediately apparent (i.e., allergy, asthma, diabetes, ADHD, etc.)?

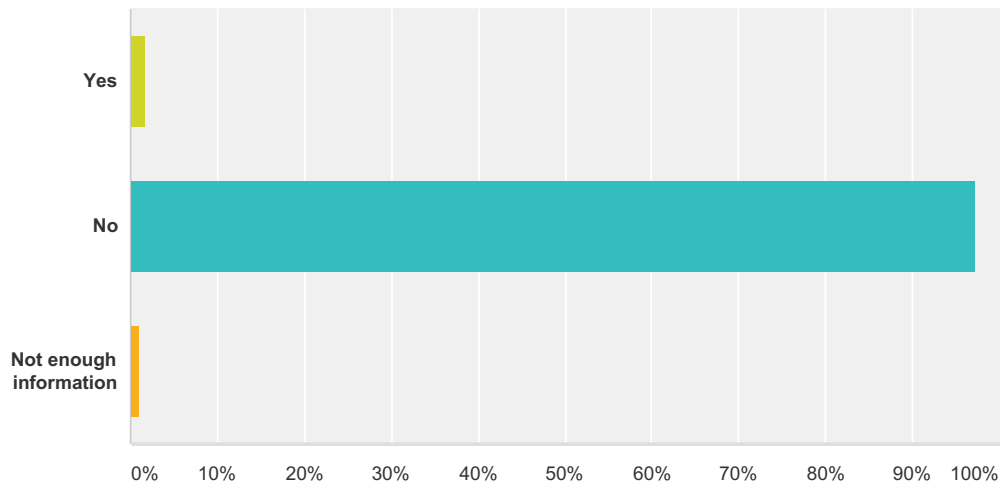
Answered: 380 Skipped: 690



Answer Choices	Responses
Yes	18.95% 72
No	79.74% 303
Not enough information	1.32% 5
Total	380

Q41 Does your child have a visible disability?

Answered: 380 Skipped: 690



Answer Choices	Responses
Yes	1.58% 6
No	97.37% 370
Not enough information	1.05% 4
Total	380

Q42 How does your child identify (sexual orientation)? Please enter "not enough information" if you feel that you do not have enough information to answer this question.

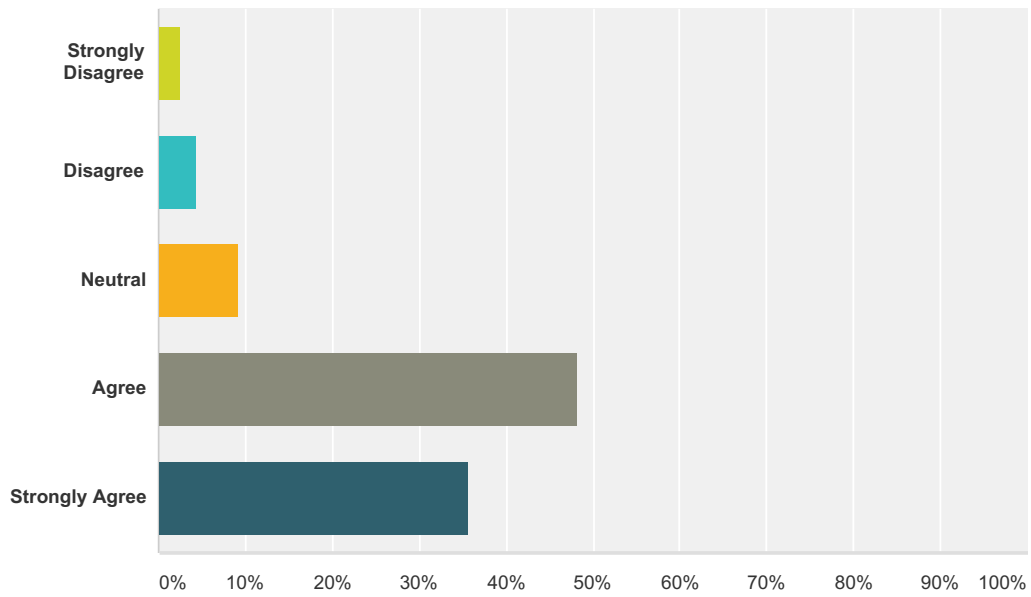
Answered: 336 Skipped: 734

Q43 How does your child identify (gender identity)? Please enter "not enough information" if you feel that you do not have enough information to answer this question.

Answered: 346 Skipped: 724

Q44 CHILD ONE: My child feels included in the school community.

Answered: 319 Skipped: 751



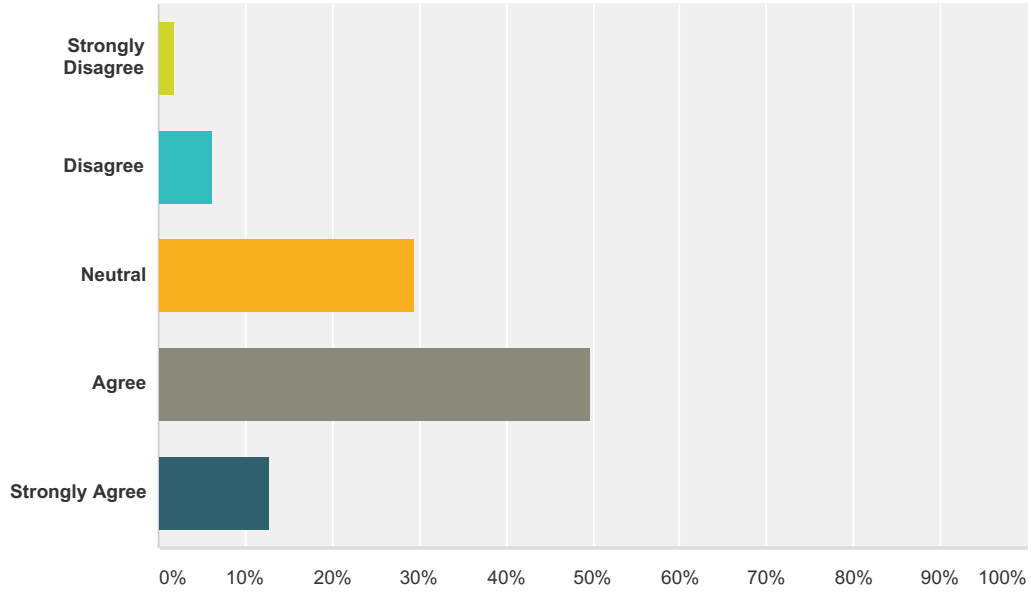
Answer Choices	Responses	Count
Strongly Disagree	2.51%	8
Disagree	4.39%	14
Neutral	9.09%	29
Agree	48.28%	154
Strongly Agree	35.74%	114
Total		319

Q45 Please comment below (optional):

Answered: 43 Skipped: 1,027

Q46 People of different backgrounds/opinions/learning styles feel included at my child's school.

Answered: 306 Skipped: 764



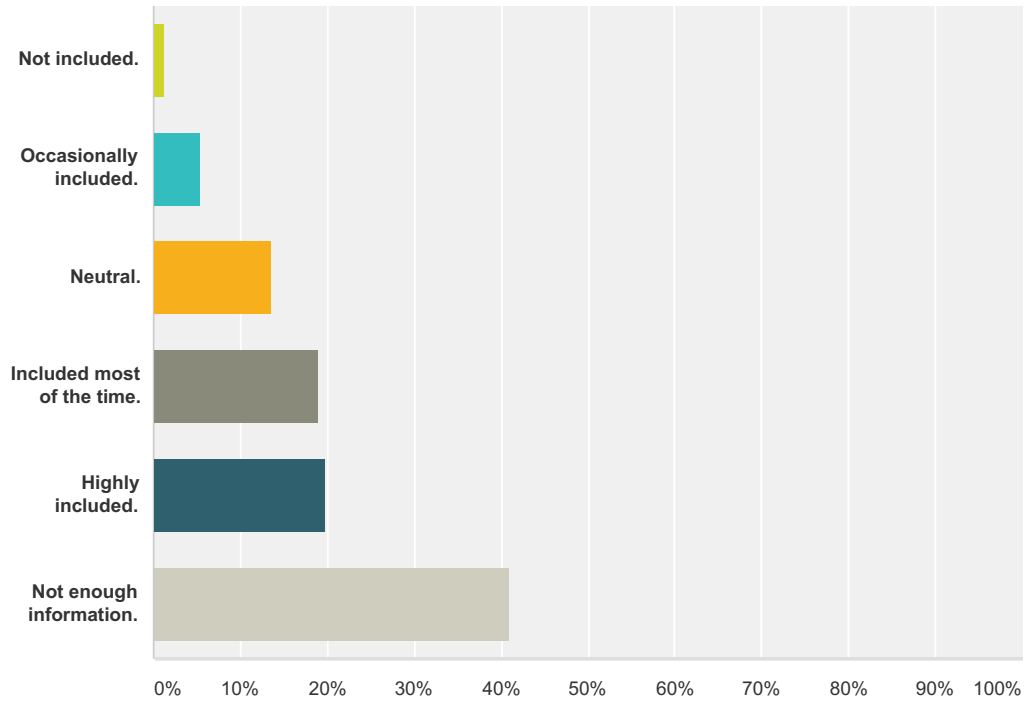
Answer Choices	Responses
Strongly Disagree	1.96% 6
Disagree	6.21% 19
Neutral	29.41% 90
Agree	49.67% 152
Strongly Agree	12.75% 39
Total	306

Q47 Please comment below (optional):

Answered: 61 Skipped: 1,009

Q48 Please indicate the level of inclusion that each group feels: Students of different racial backgrounds feel:

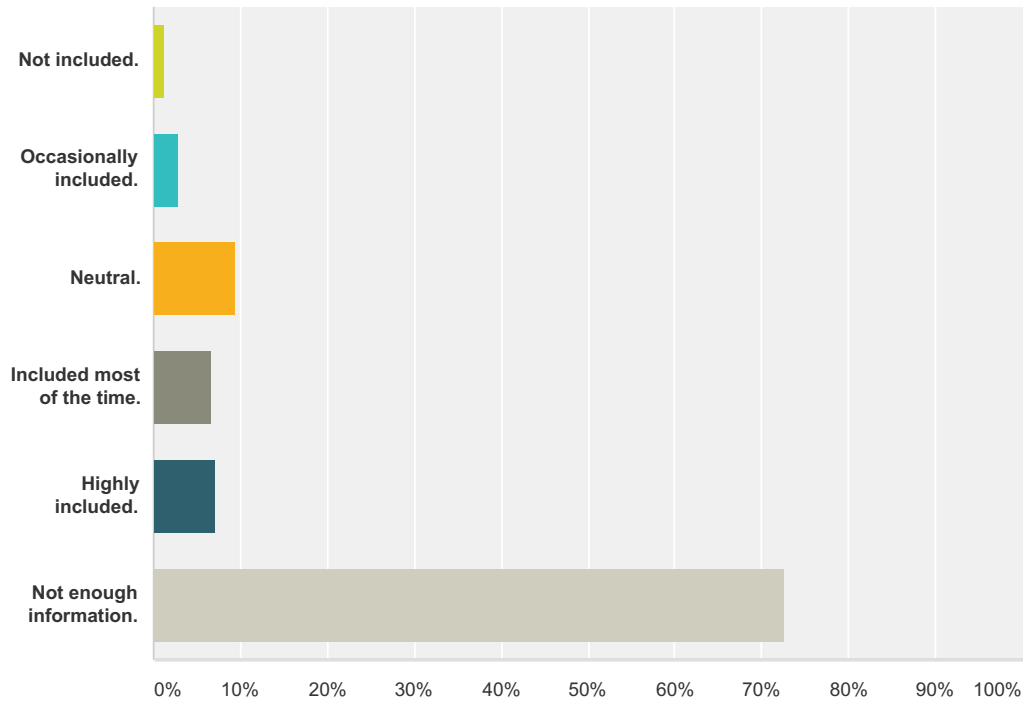
Answered: 311 Skipped: 759



Answer Choices	Responses
Not included.	1.29% 4
Occasionally included.	5.47% 17
Neutral.	13.50% 42
Included most of the time.	18.97% 59
Highly included.	19.94% 62
Not enough information.	40.84% 127
Total	311

Q49 Students who identify as LGBT feel:

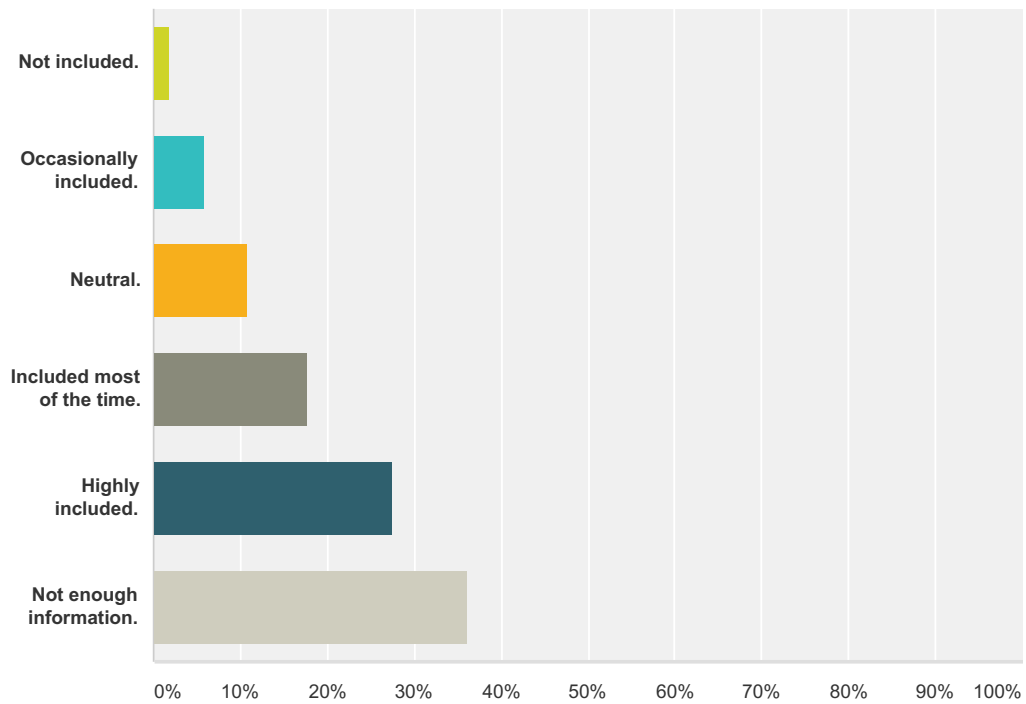
Answered: 310 Skipped: 760



Answer Choices	Responses	
Not included.	1.29%	4
Occasionally included.	2.90%	9
Neutral.	9.35%	29
Included most of the time.	6.77%	21
Highly included.	7.10%	22
Not enough information.	72.58%	225
Total		310

Q50 Students who identify with different religious backgrounds feel:

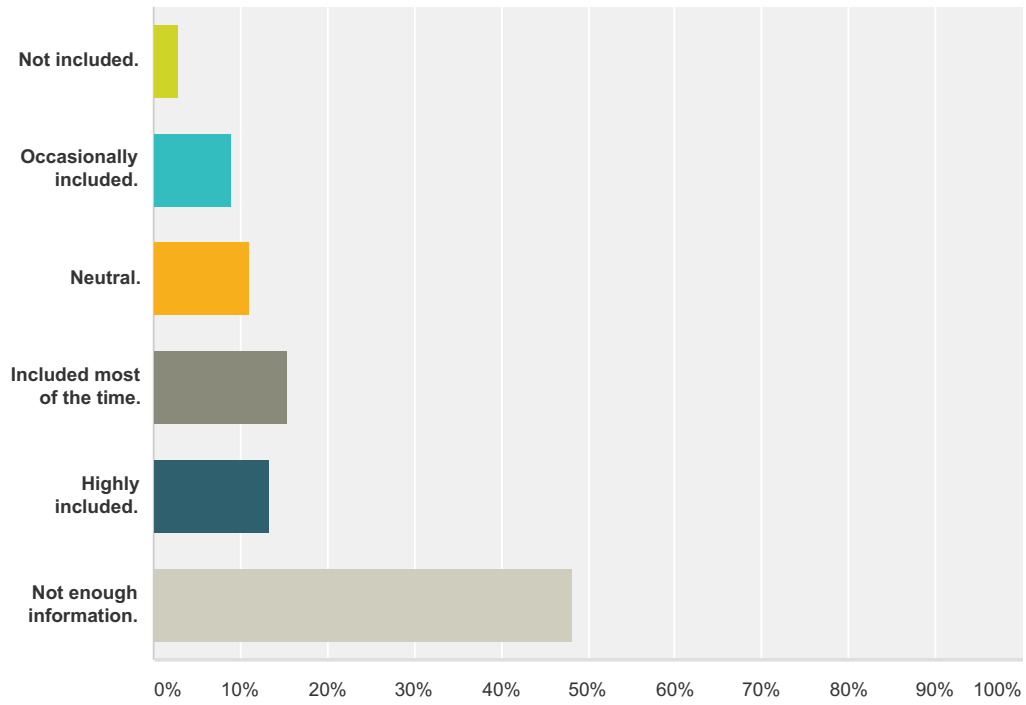
Answered: 311 Skipped: 759



Answer Choices	Responses
Not included.	1.93% 6
Occasionally included.	5.79% 18
Neutral.	10.93% 34
Included most of the time.	17.68% 55
Highly included.	27.65% 86
Not enough information.	36.01% 112
Total	311

Q51 Students from lower socioeconomic backgrounds feel:

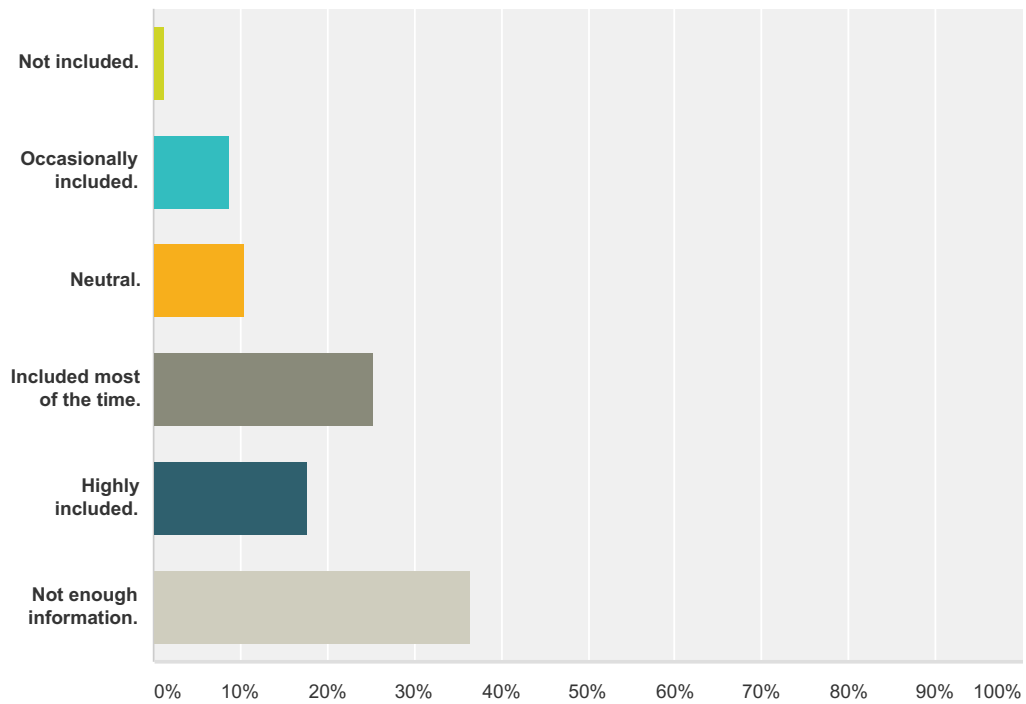
Answered: 309 Skipped: 761



Answer Choices	Responses
Not included.	2.91% 9
Occasionally included.	9.06% 28
Neutral.	11.00% 34
Included most of the time.	15.53% 48
Highly included.	13.27% 41
Not enough information.	48.22% 149
Total	309

Q52 Students with unique physical, cognitive, medical, or emotional needs feel:

Answered: 306 Skipped: 764



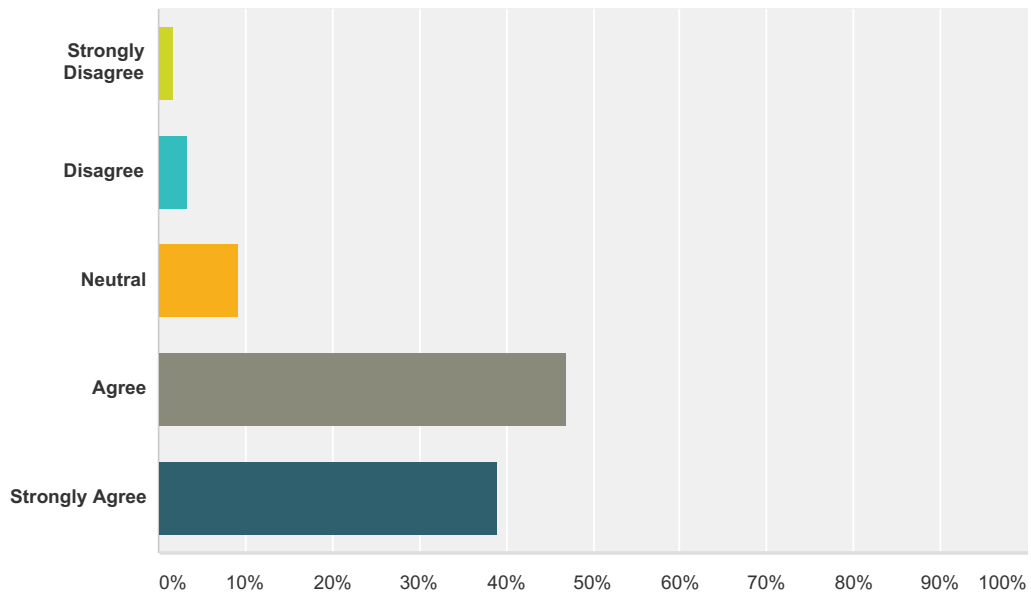
Answer Choices	Responses	
Not included.	1.31%	4
Occasionally included.	8.82%	27
Neutral.	10.46%	32
Included most of the time.	25.16%	77
Highly included.	17.65%	54
Not enough information.	36.60%	112
Total		306

**Q53 Please share any additional insights
you have regarding children and their sense
of belonging or inclusion in the school
environment.**

Answered: 57 Skipped: 1,013

Q54 CHILD TWO: My child feels included in the school community.

Answered: 305 Skipped: 765



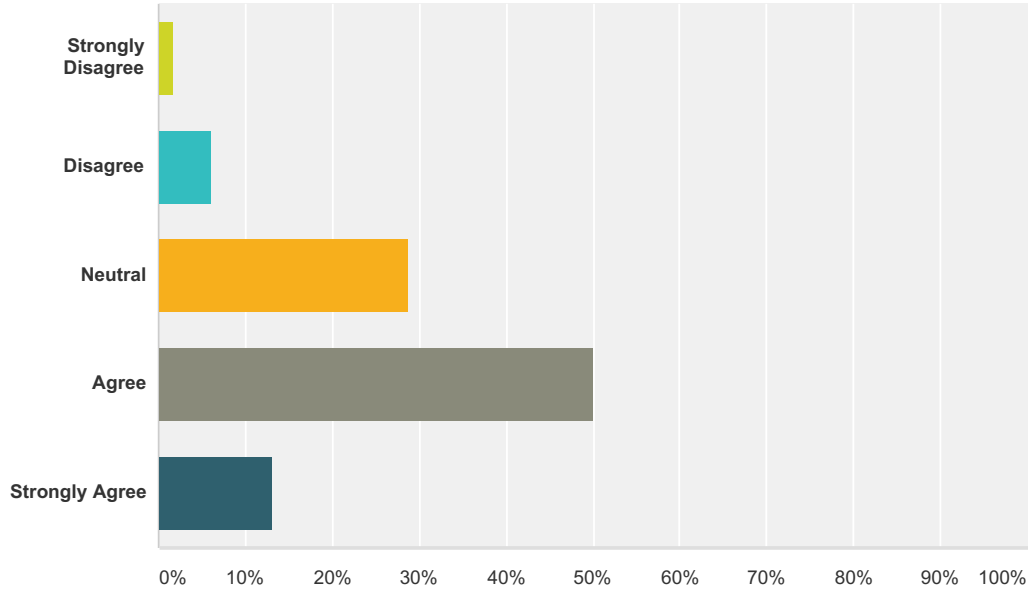
Answer Choices	Responses
Strongly Disagree	1.64% 5
Disagree	3.28% 10
Neutral	9.18% 28
Agree	46.89% 143
Strongly Agree	39.02% 119
Total	305

Q55 Please comment below (optional):

Answered: 35 Skipped: 1,035

Q56 People of different backgrounds/opinions/learning styles feel included at my child's school.

Answered: 295 Skipped: 775



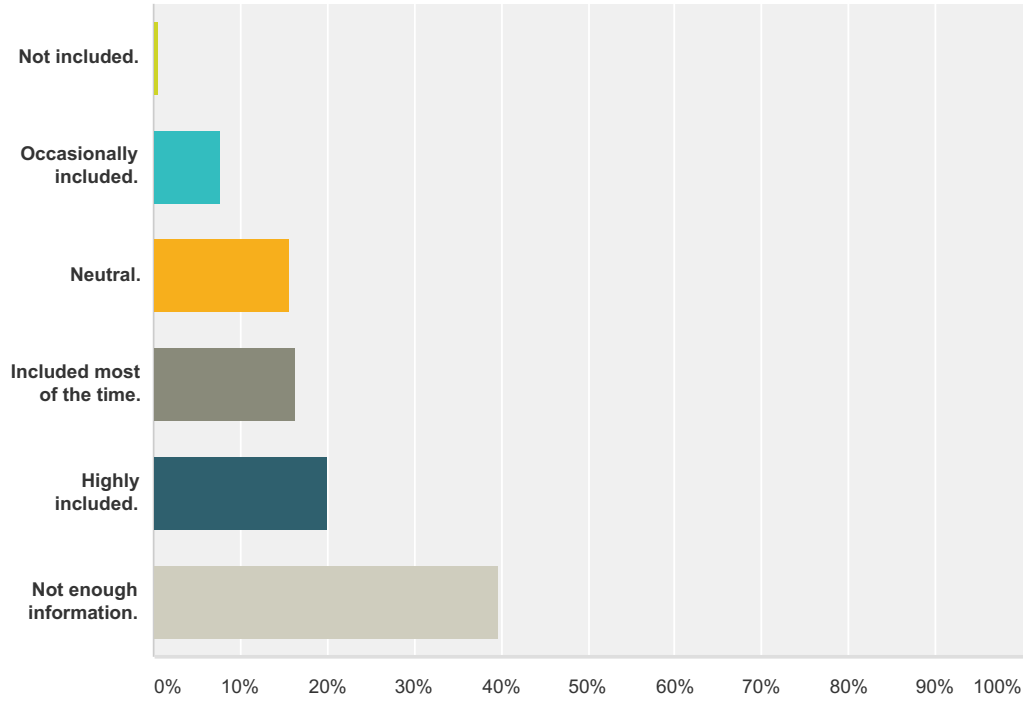
Answer Choices	Responses
Strongly Disagree	1.69% 5
Disagree	6.10% 18
Neutral	28.81% 85
Agree	50.17% 148
Strongly Agree	13.22% 39
Total	295

Q57 Please comment below (optional):

Answered: 32 Skipped: 1,038

Q58 Please indicate the level of inclusion that each group feels: Students of different racial backgrounds feel:

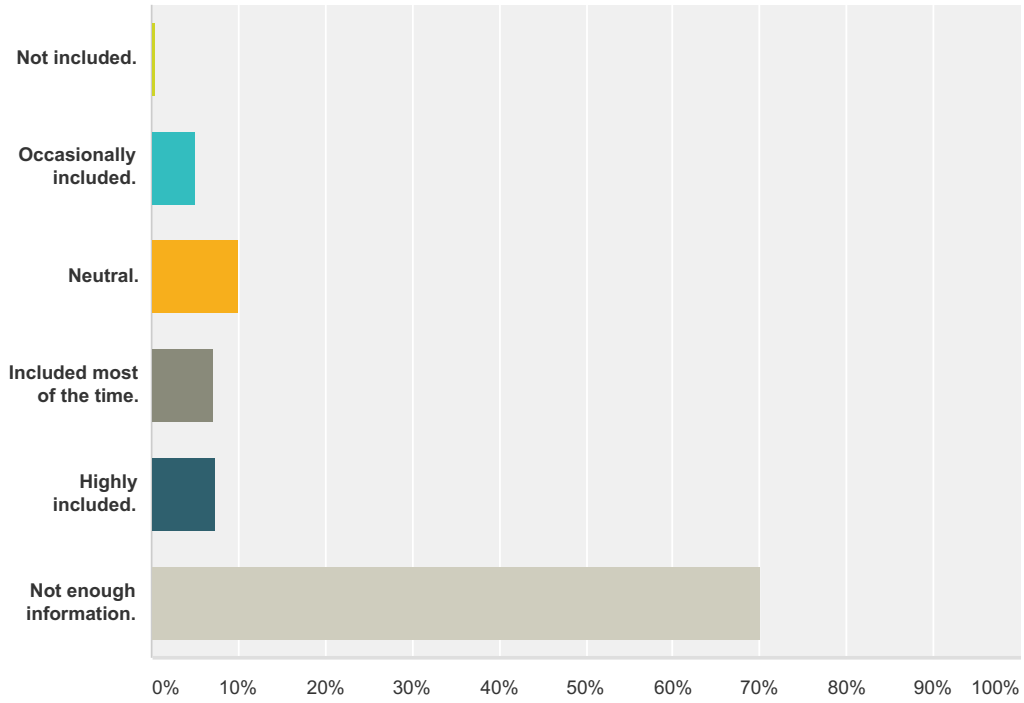
Answered: 300 Skipped: 770



Answer Choices	Responses
Not included.	0.67% 2
Occasionally included.	7.67% 23
Neutral.	15.67% 47
Included most of the time.	16.33% 49
Highly included.	20.00% 60
Not enough information.	39.67% 119
Total	300

Q59 Students who identify as LGBT feel:

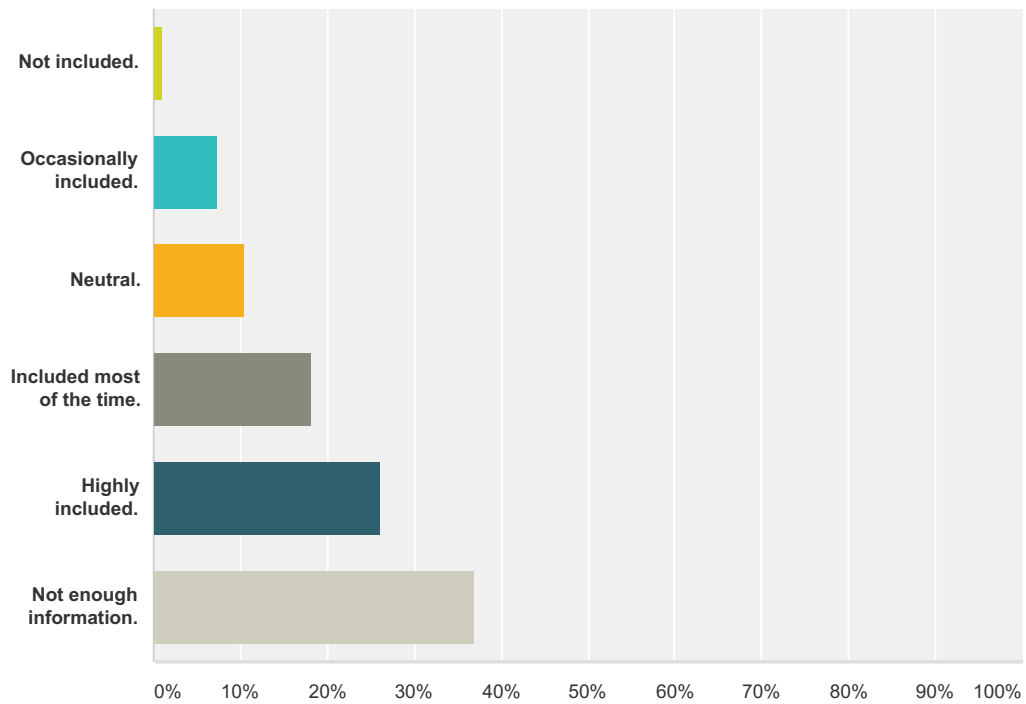
Answered: 299 Skipped: 771



Answer Choices	Responses	Count
Not included.	0.33%	1
Occasionally included.	5.02%	15
Neutral.	10.03%	30
Included most of the time.	7.02%	21
Highly included.	7.36%	22
Not enough information.	70.23%	210
Total		299

Q60 Students who identify with different religious backgrounds feel:

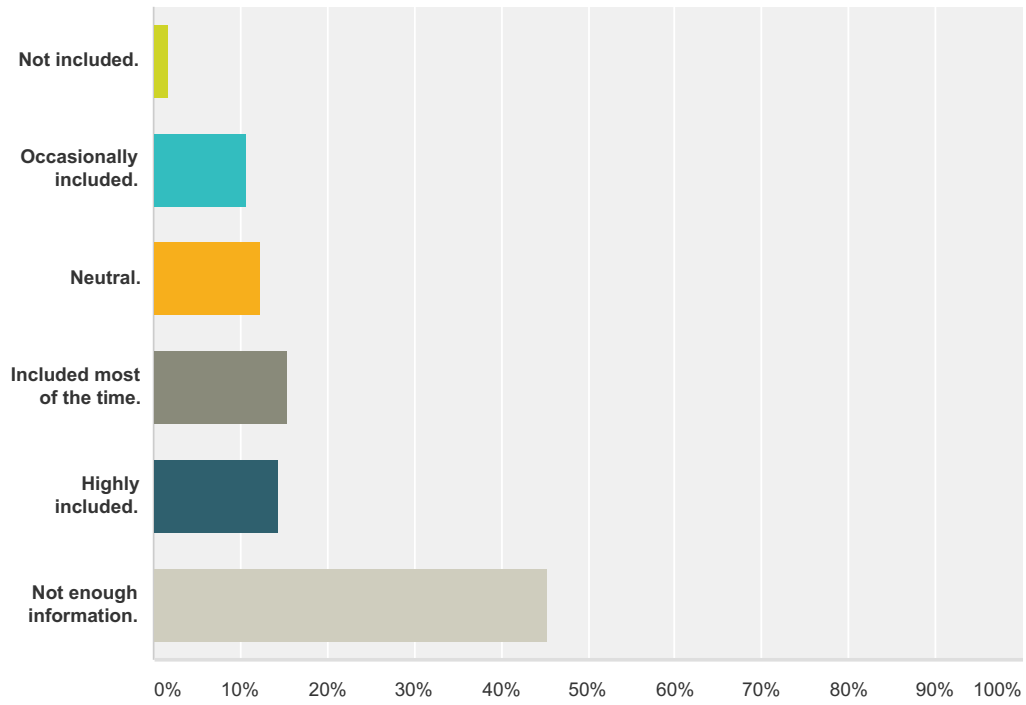
Answered: 298 Skipped: 772



Answer Choices	Responses
Not included.	1.01% 3
Occasionally included.	7.38% 22
Neutral.	10.40% 31
Included most of the time.	18.12% 54
Highly included.	26.17% 78
Not enough information.	36.91% 110
Total	298

Q61 Students from lower socioeconomic backgrounds feel:

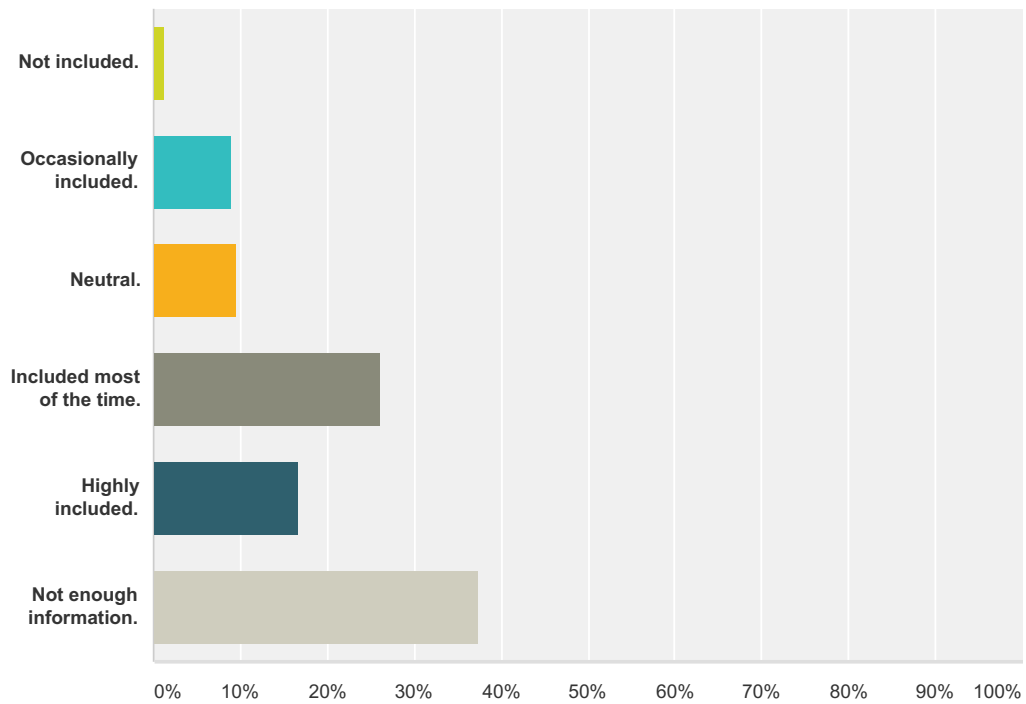
Answered: 298 Skipped: 772



Answer Choices	Responses
Not included.	1.68% 5
Occasionally included.	10.74% 32
Neutral.	12.42% 37
Included most of the time.	15.44% 46
Highly included.	14.43% 43
Not enough information.	45.30% 135
Total	298

Q62 Students with unique physical, cognitive, medical, or emotional needs feel:

Answered: 300 Skipped: 770



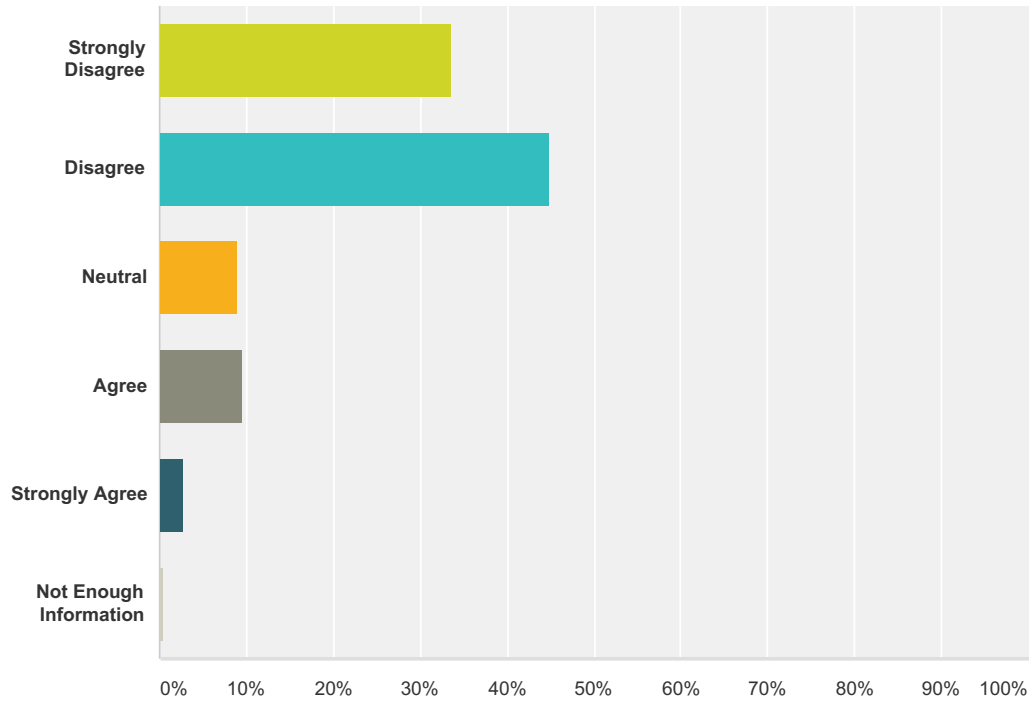
Answer Choices	Responses	
Not included.	1.33%	4
Occasionally included.	9.00%	27
Neutral.	9.67%	29
Included most of the time.	26.00%	78
Highly included.	16.67%	50
Not enough information.	37.33%	112
Total		300

Q63 Please comment below (optional):

Answered: 36 Skipped: 1,034

Q64 CHILD ONE:At home, my child regularly displays socially or emotionally negative feelings about his/her experience at school.

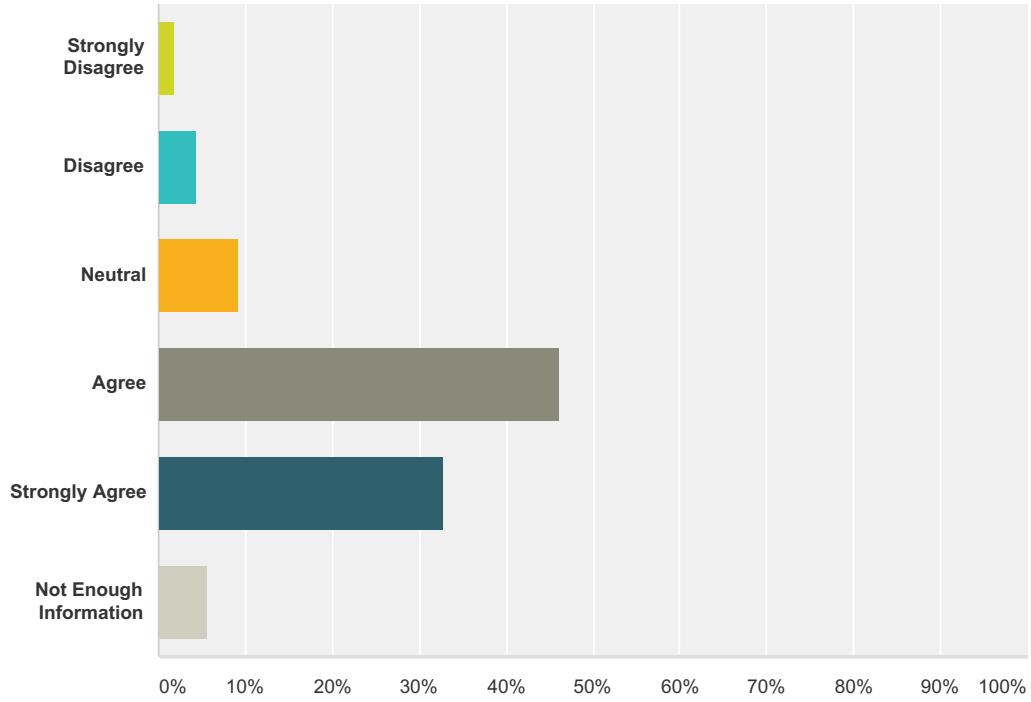
Answered: 303 Skipped: 767



Answer Choices	Responses
Strongly Disagree	33.66% 102
Disagree	44.88% 136
Neutral	8.91% 27
Agree	9.57% 29
Strongly Agree	2.64% 8
Not Enough Information	0.33% 1
Total	303

Q65 I feel the services available at the school are adequate to support my child's social and emotional needs.

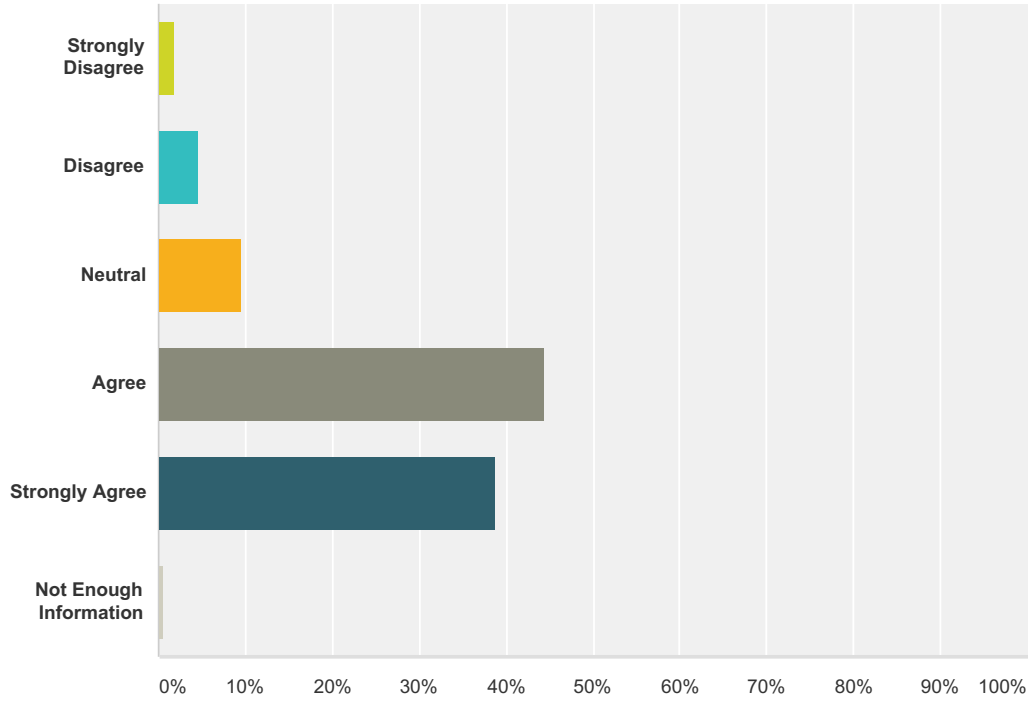
Answered: 303 Skipped: 767



Answer Choices	Responses
Strongly Disagree	1.98% 6
Disagree	4.29% 13
Neutral	9.24% 28
Agree	46.20% 140
Strongly Agree	32.67% 99
Not Enough Information	5.61% 17
Total	303

Q66 I feel comfortable reaching out to the school team to discuss any social or emotional conflicts my child experiences.

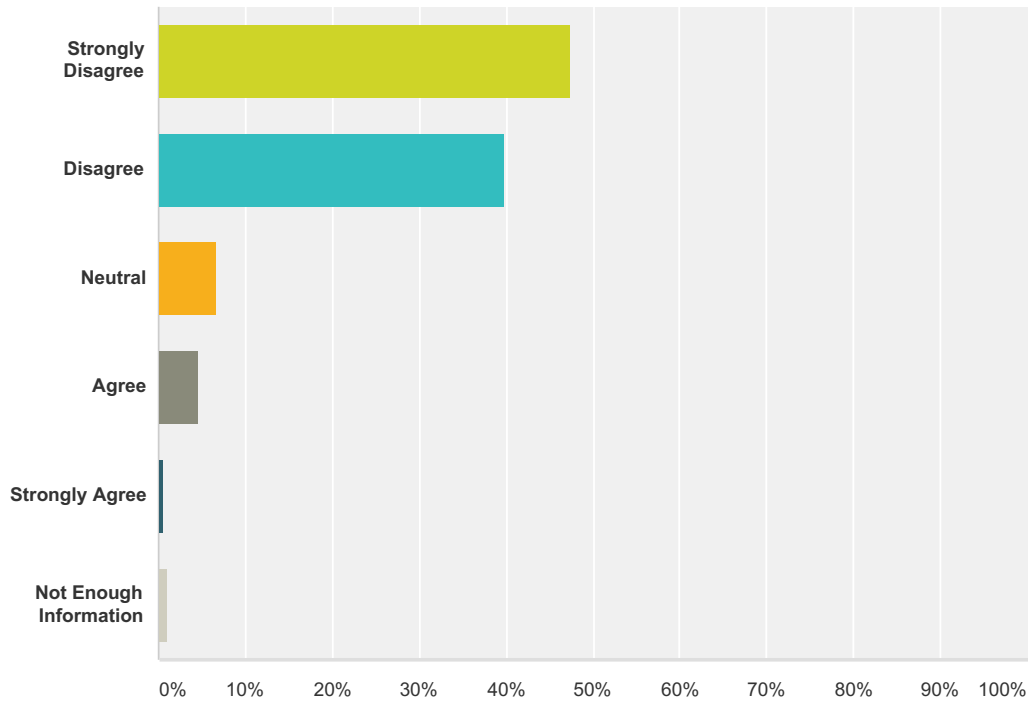
Answered: 304 Skipped: 766



Answer Choices	Responses
Strongly Disagree	1.97% 6
Disagree	4.61% 14
Neutral	9.54% 29
Agree	44.41% 135
Strongly Agree	38.82% 118
Not Enough Information	0.66% 2
Total	304

Q67 My child feels verbally harassed repeatedly at this school.

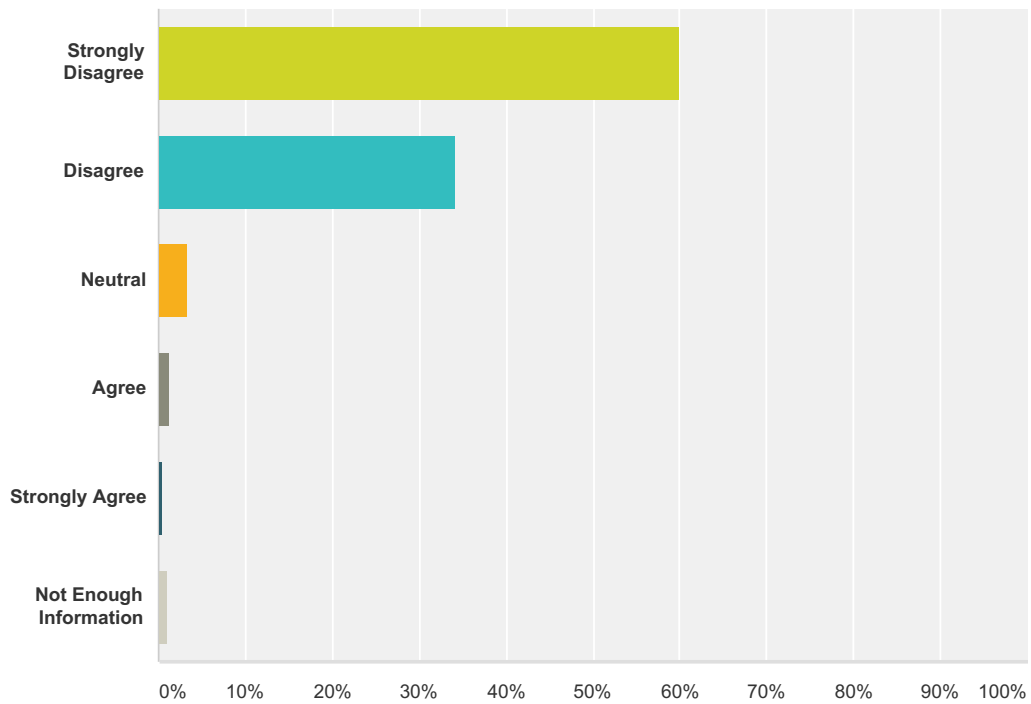
Answered: 304 Skipped: 766



Answer Choices	Responses	Count
Strongly Disagree	47.37%	144
Disagree	39.80%	121
Neutral	6.58%	20
Agree	4.61%	14
Strongly Agree	0.66%	2
Not Enough Information	0.99%	3
Total		304

Q68 My child feels physically harassed repeatedly at this school.

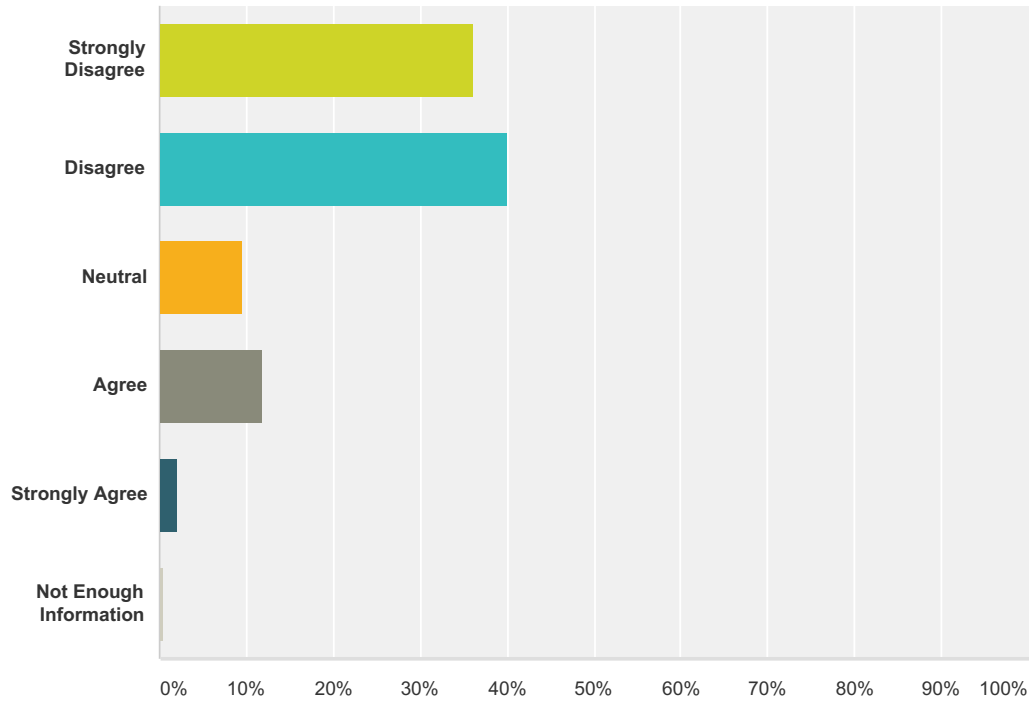
Answered: 304 Skipped: 766



Answer Choices	Responses	
Strongly Disagree	59.87%	182
Disagree	34.21%	104
Neutral	3.29%	10
Agree	1.32%	4
Strongly Agree	0.33%	1
Not Enough Information	0.99%	3
Total		304

Q69 CHILD TWO:At home, my child regularly displays socially or emotionally negative feelings about his/her experience at school.

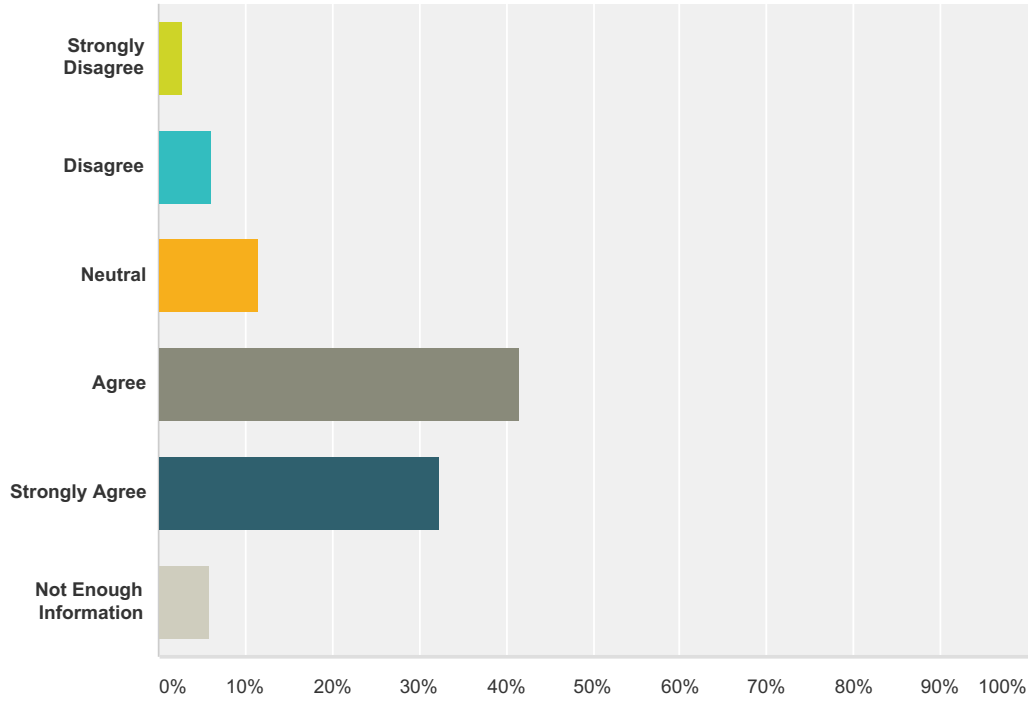
Answered: 294 Skipped: 776



Answer Choices	Responses
Strongly Disagree	36.05% 106
Disagree	40.14% 118
Neutral	9.52% 28
Agree	11.90% 35
Strongly Agree	2.04% 6
Not Enough Information	0.34% 1
Total	294

Q70 I feel the services available at the school are adequate to support my child's social and emotional needs.

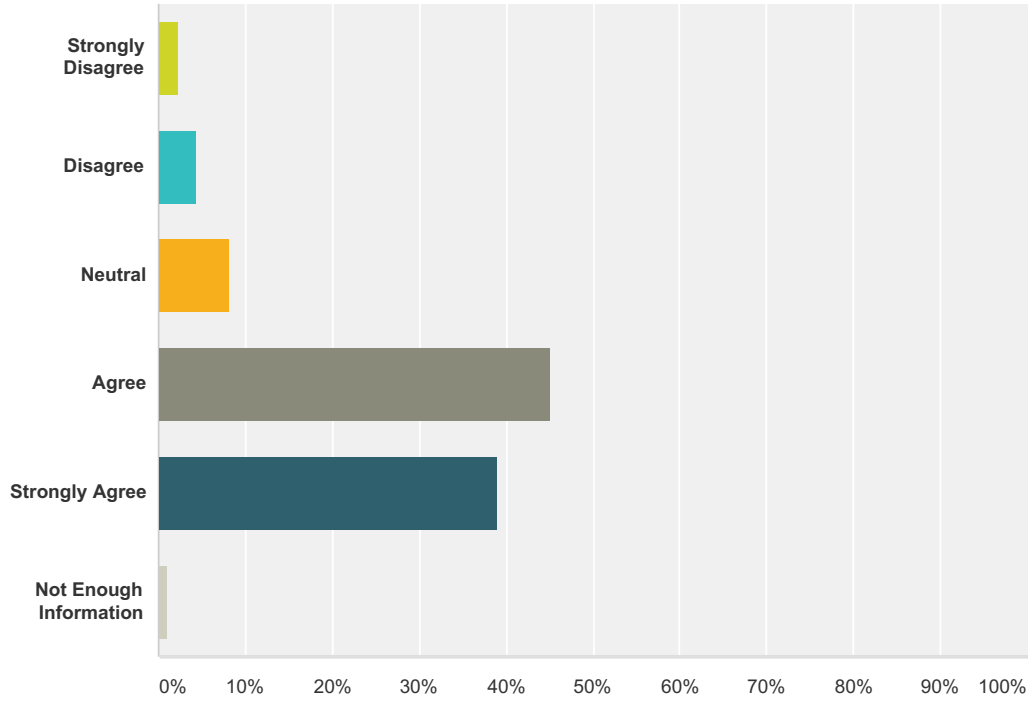
Answered: 296 Skipped: 774



Answer Choices	Responses
Strongly Disagree	2.70% 8
Disagree	6.08% 18
Neutral	11.49% 34
Agree	41.55% 123
Strongly Agree	32.43% 96
Not Enough Information	5.74% 17
Total	296

Q71 I feel comfortable reaching out to the school team to discuss any social or emotional conflicts my child experiences.

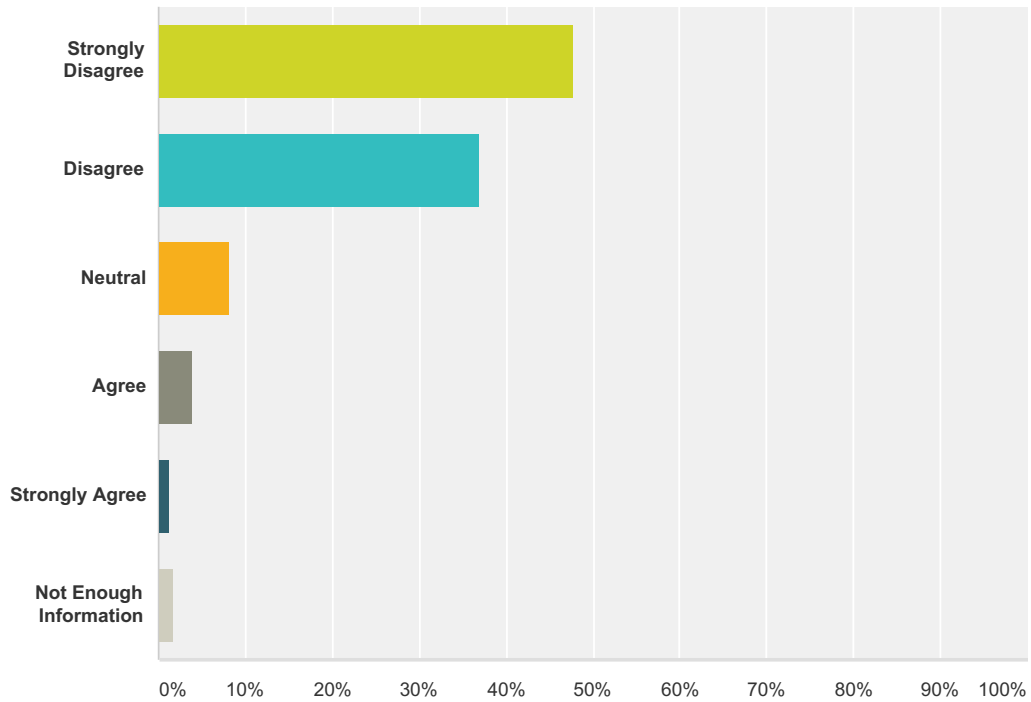
Answered: 295 Skipped: 775



Answer Choices	Responses
Strongly Disagree	2.37% 7
Disagree	4.41% 13
Neutral	8.14% 24
Agree	45.08% 133
Strongly Agree	38.98% 115
Not Enough Information	1.02% 3
Total	295

Q72 My child feels verbally harassed repeatedly at this school.

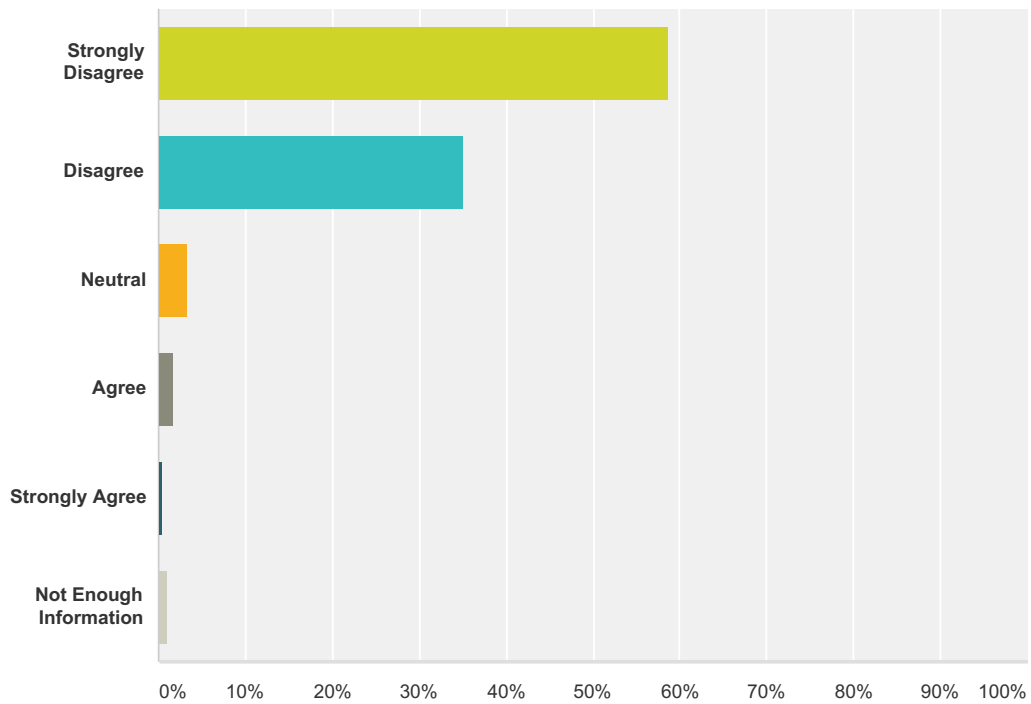
Answered: 295 Skipped: 775



Answer Choices	Responses	Count
Strongly Disagree	47.80%	141
Disagree	36.95%	109
Neutral	8.14%	24
Agree	4.07%	12
Strongly Agree	1.36%	4
Not Enough Information	1.69%	5
Total		295

Q73 My child feels physically harassed repeatedly at this school.

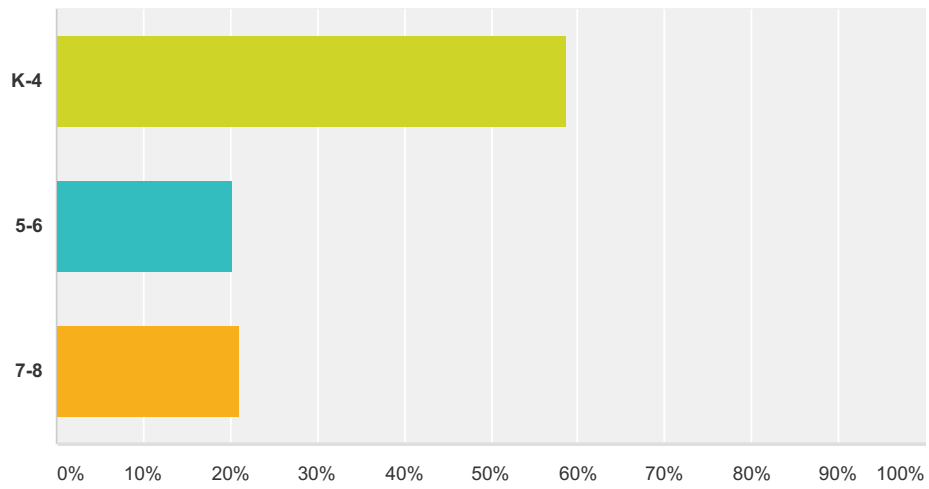
Answered: 297 Skipped: 773



Answer Choices	Responses	Count
Strongly Disagree	58.59%	174
Disagree	35.02%	104
Neutral	3.37%	10
Agree	1.68%	5
Strongly Agree	0.34%	1
Not Enough Information	1.01%	3
Total		297

Q74 CHILD ONE: Please indicate your child's grade:

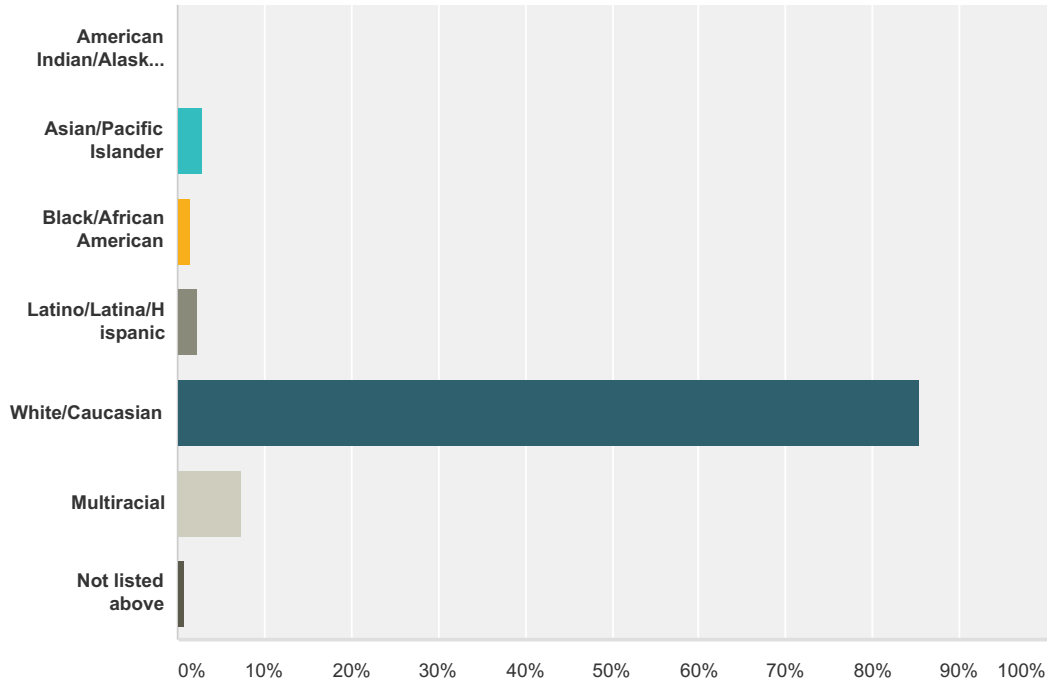
Answered: 138 Skipped: 932



Answer Choices	Responses
K-4	58.70% 81
5-6	20.29% 28
7-8	21.01% 29
Total	138

Q75 How does your child identify (race)?

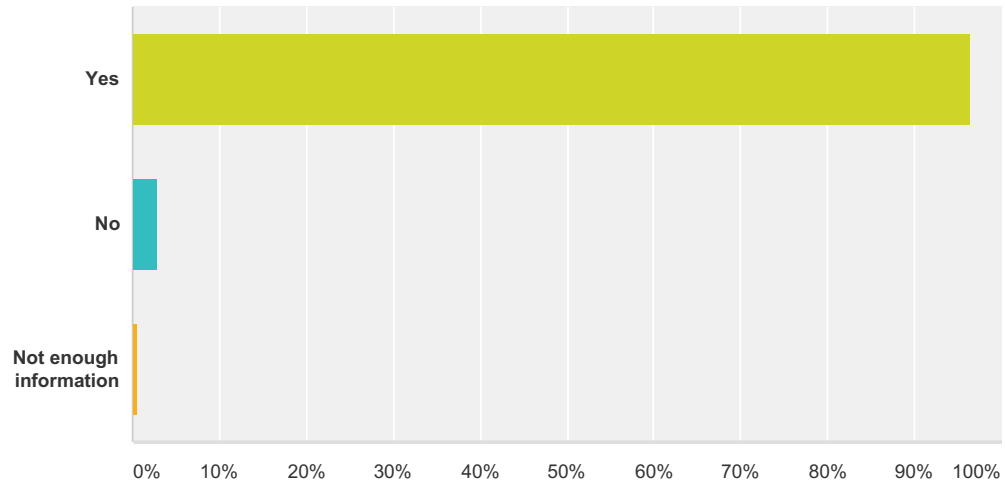
Answered: 136 Skipped: 934



Answer Choices	Responses
American Indian/Alaskan Native	0.00% 0
Asian/Pacific Islander	2.94% 4
Black/African American	1.47% 2
Latino/Latina/Hispanic	2.21% 3
White/Caucasian	85.29% 116
Multiracial	7.35% 10
Not listed above	0.74% 1
Total	136

Q76 Is English your child's first language?

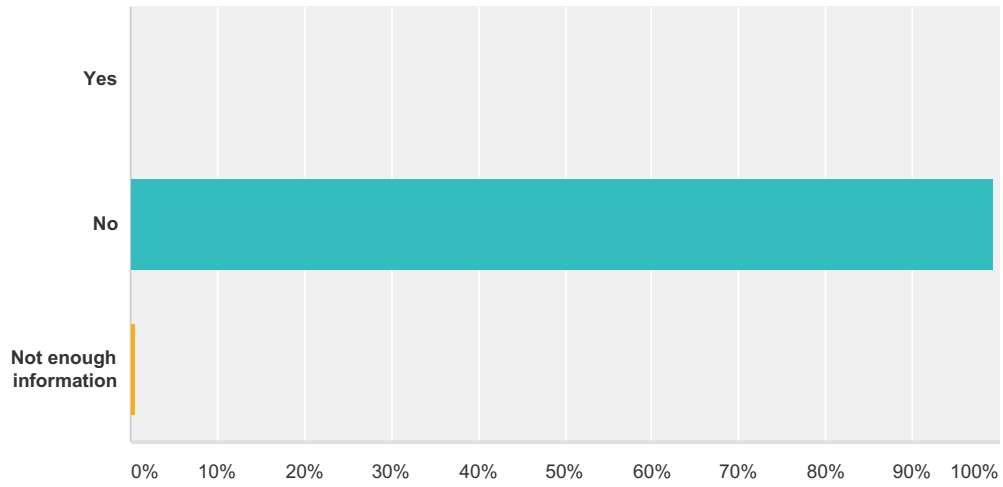
Answered: 137 Skipped: 933



Answer Choices	Responses	
Yes	96.35%	132
No	2.92%	4
Not enough information	0.73%	1
Total		137

Q77 Does your child qualify for free and reduced lunch?

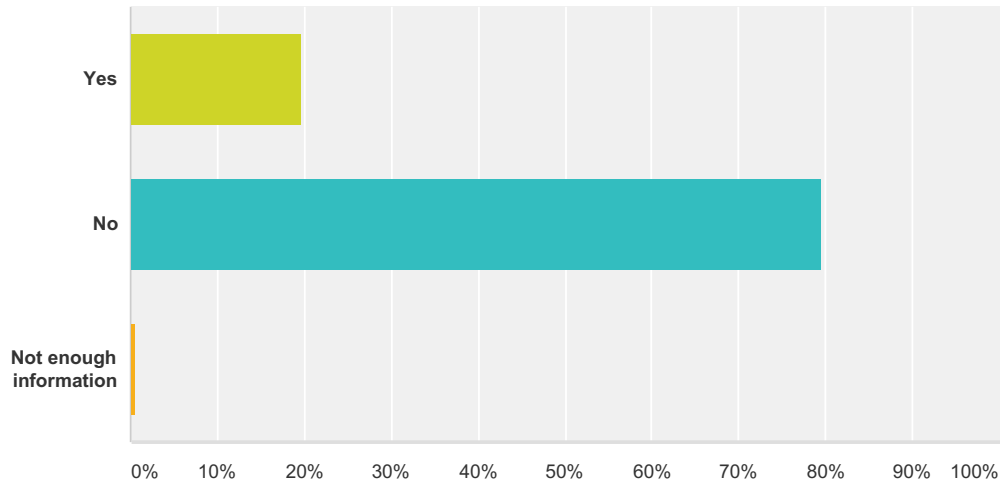
Answered: 137 Skipped: 933



Answer Choices	Responses
Yes	0.00% 0
No	99.27% 136
Not enough information	0.73% 1
Total	137

Q78 Does your child have an IEP (Individualized Education Plan)?

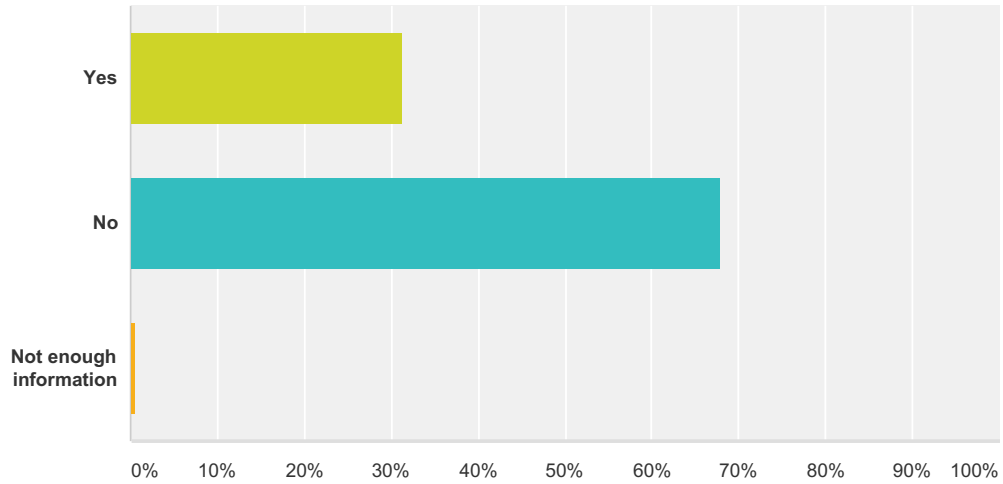
Answered: 137 Skipped: 933



Answer Choices	Responses
Yes	19.71% 27
No	79.56% 109
Not enough information	0.73% 1
Total	137

Q79 Does your child have a disability that is not immediately apparent (i.e., allergy, asthma, diabetes, ADHD, etc.)?

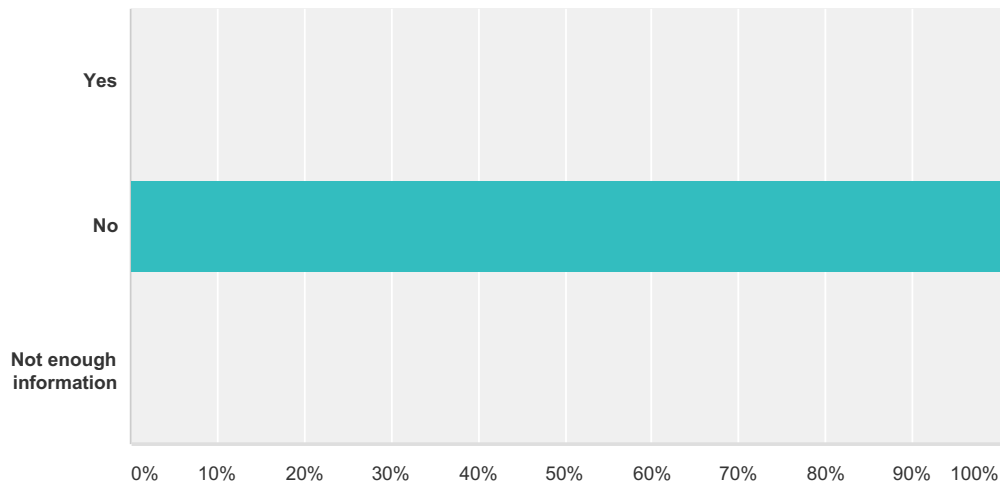
Answered: 137 Skipped: 933



Answer Choices	Responses
Yes	31.39% 43
No	67.88% 93
Not enough information	0.73% 1
Total	137

Q80 Does your child have a visible disability?

Answered: 137 Skipped: 933



Answer Choices	Responses	Count
Yes	0.00%	0
No	100.00%	137
Not enough information	0.00%	0
Total		137

Q81 How does your child identify (sexual orientation)? Please enter "not enough information" if you feel that you do not have enough information to answer this question.

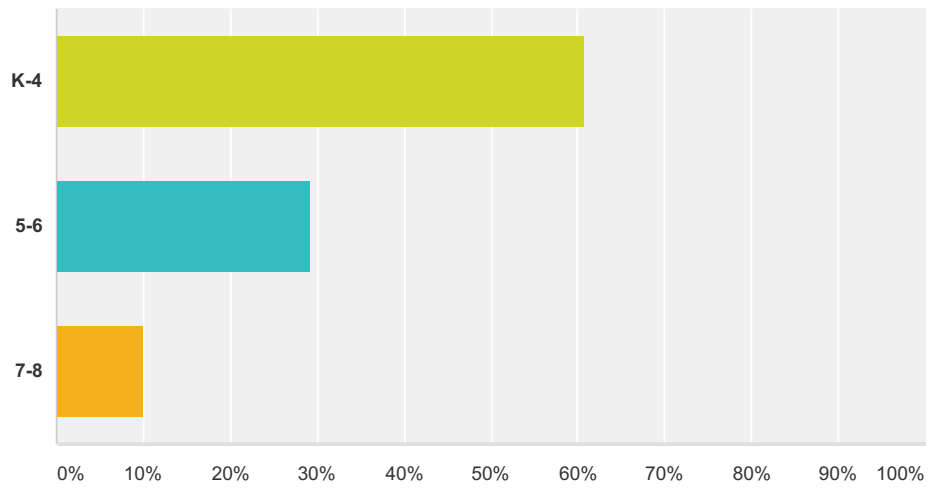
Answered: 118 Skipped: 952

Q82 How does your child identify (gender identity)? Please enter "not enough information" if you feel that you do not have enough information to answer this question.

Answered: 120 Skipped: 950

Q83 CHILD TWO: Please indicate your child's grade:

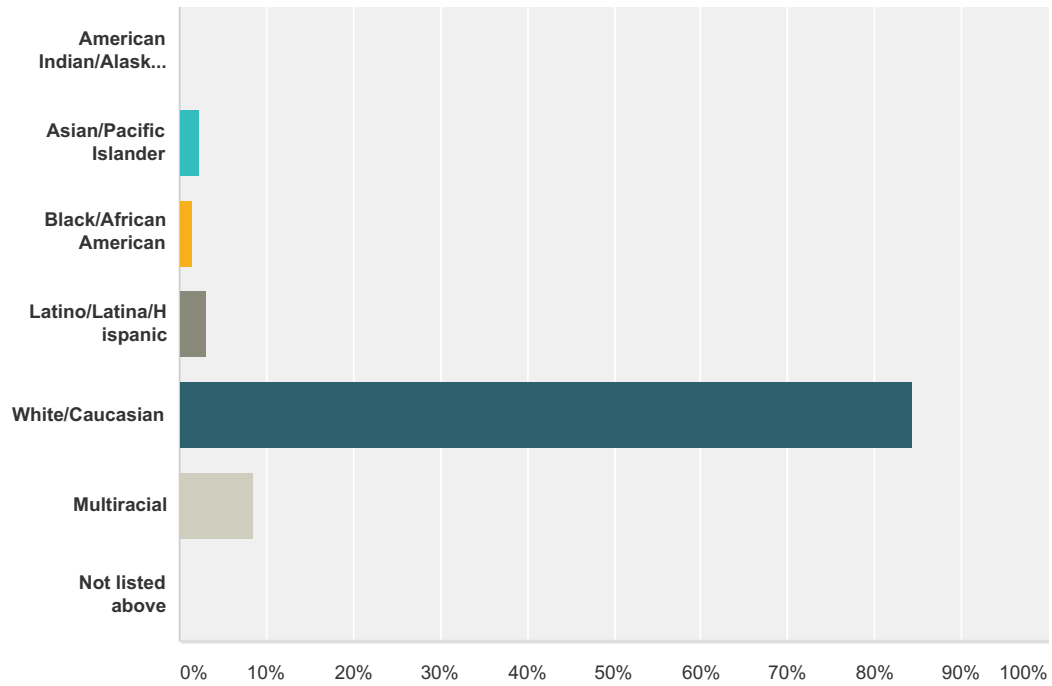
Answered: 130 Skipped: 940



Answer Choices	Responses
K-4	60.77% 79
5-6	29.23% 38
7-8	10.00% 13
Total	130

Q84 How does your child identify (race)?

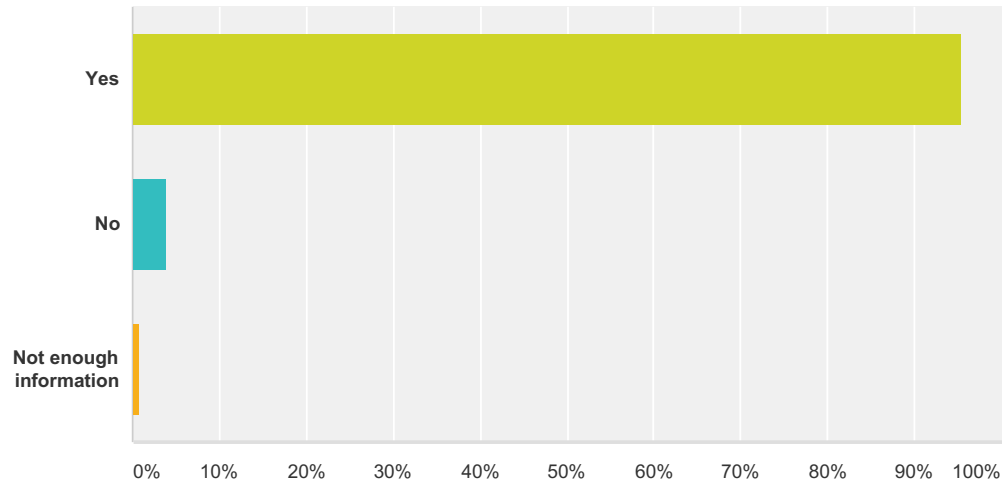
Answered: 128 Skipped: 942



Answer Choices	Responses
American Indian/Alaskan Native	0.00% 0
Asian/Pacific Islander	2.34% 3
Black/African American	1.56% 2
Latino/Latina/Hispanic	3.13% 4
White/Caucasian	84.38% 108
Multiracial	8.59% 11
Not listed above	0.00% 0
Total	128

Q85 Is English your child's first language?

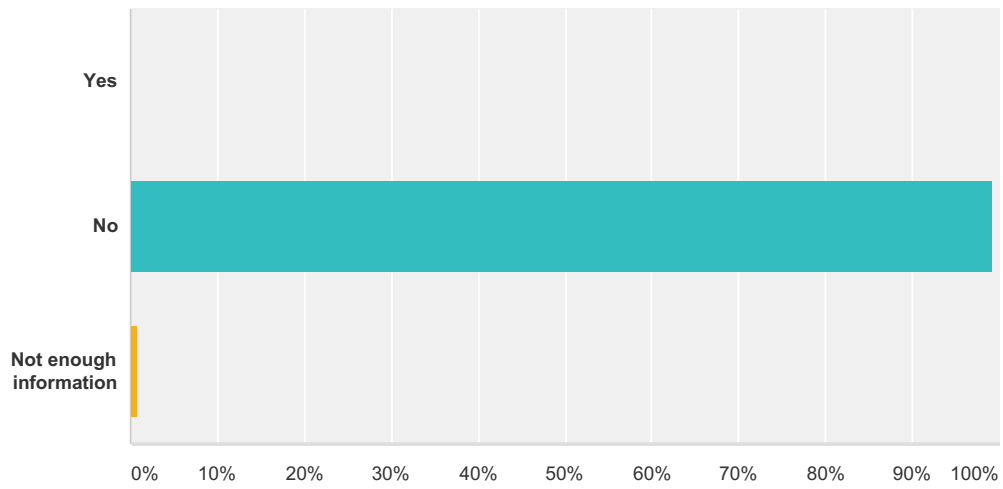
Answered: 128 Skipped: 942



Answer Choices	Responses
Yes	95.31% 122
No	3.91% 5
Not enough information	0.78% 1
Total	128

Q86 Does your child qualify for free and reduced lunch?

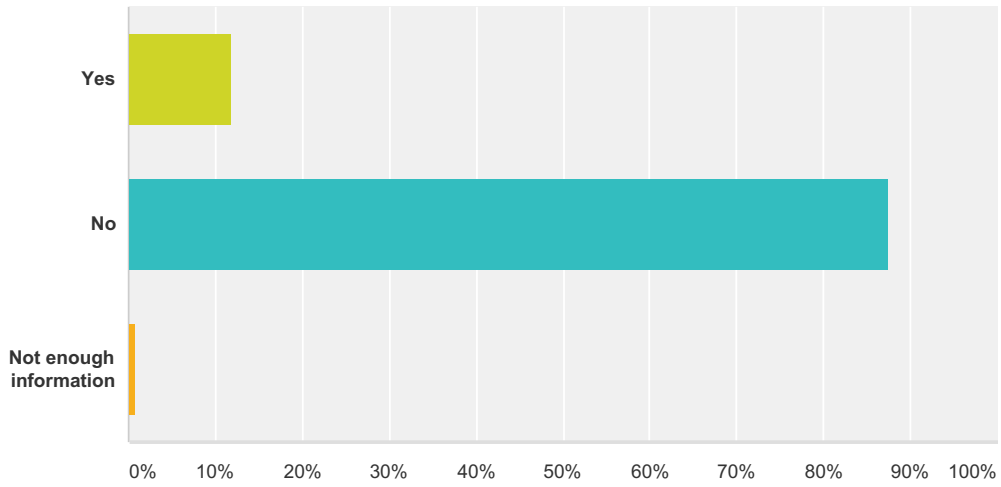
Answered: 127 Skipped: 943



Answer Choices	Responses
Yes	0.00% 0
No	99.21% 126
Not enough information	0.79% 1
Total	127

Q87 Does your child have an IEP (Individualized Education Plan)?

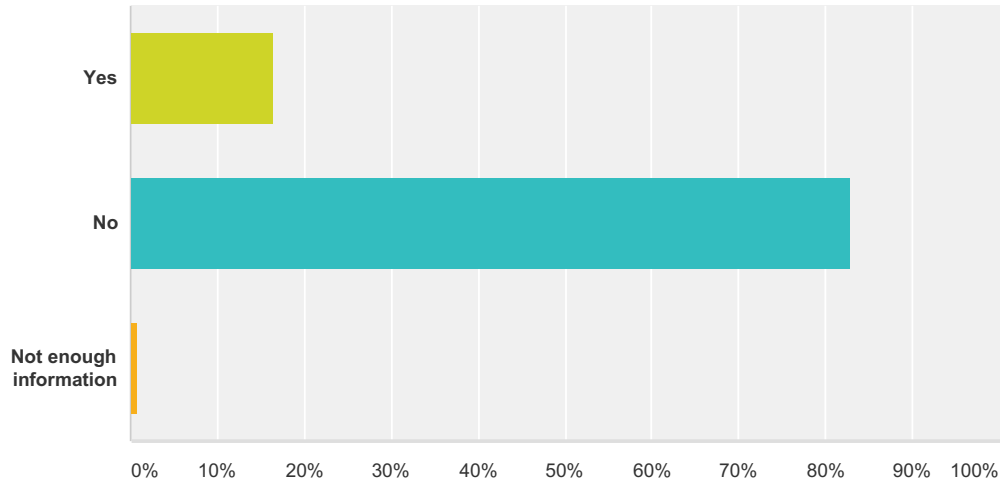
Answered: 127 Skipped: 943



Answer Choices	Responses
Yes	11.81% 15
No	87.40% 111
Not enough information	0.79% 1
Total	127

Q88 Does your child have a disability that is not immediately apparent (i.e., allergy, asthma, diabetes, ADHD, etc.)?

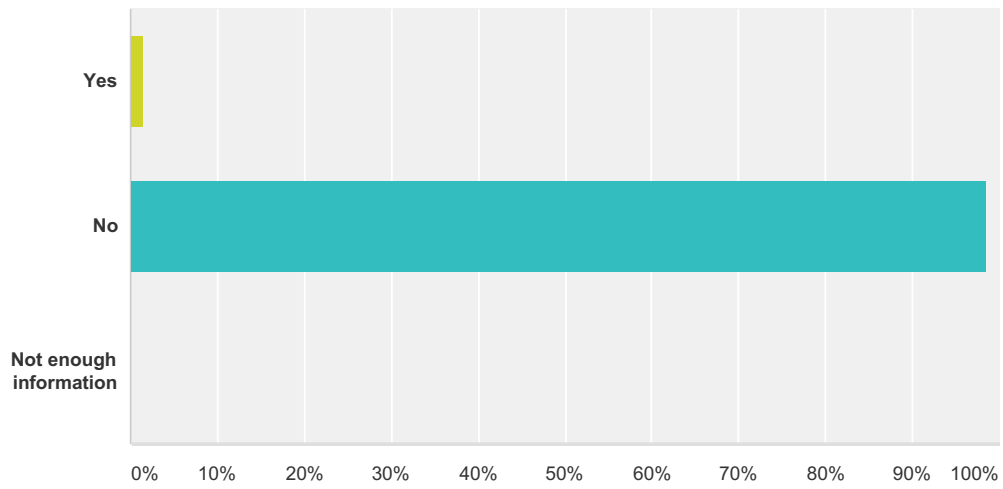
Answered: 128 Skipped: 942



Answer Choices	Responses
Yes	16.41% 21
No	82.81% 106
Not enough information	0.78% 1
Total	128

Q89 Does your child have a visible disability?

Answered: 128 Skipped: 942



Answer Choices	Responses	
Yes	1.56%	2
No	98.44%	126
Not enough information	0.00%	0
Total		128

Q90 How does your child identify (sexual orientation)? Please enter "not enough information" if you feel that you do not have enough information to answer this question.

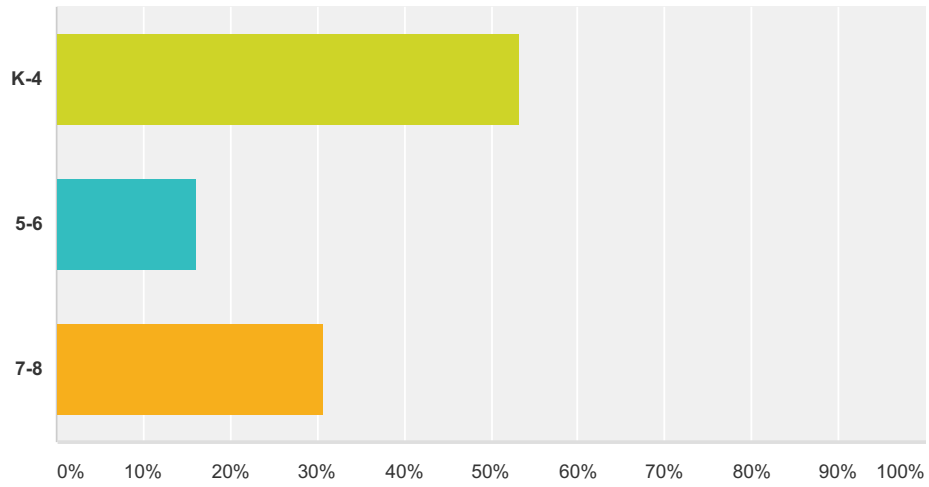
Answered: 114 Skipped: 956

Q91 How does your child identify (gender identity)? Please enter "not enough information" if you feel that you do not have enough information to answer this question.

Answered: 115 Skipped: 955

Q92 CHILD THREE: Please indicate your child's grade:

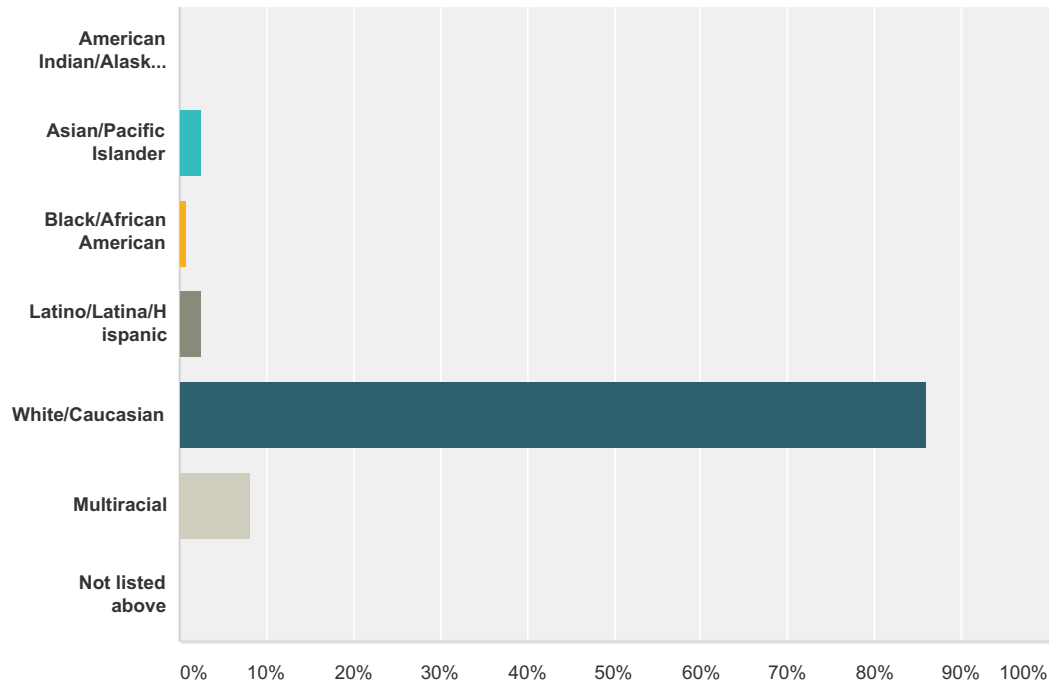
Answered: 124 Skipped: 946



Answer Choices	Responses
K-4	53.23% 66
5-6	16.13% 20
7-8	30.65% 38
Total	124

Q93 How does your child identify (race)?

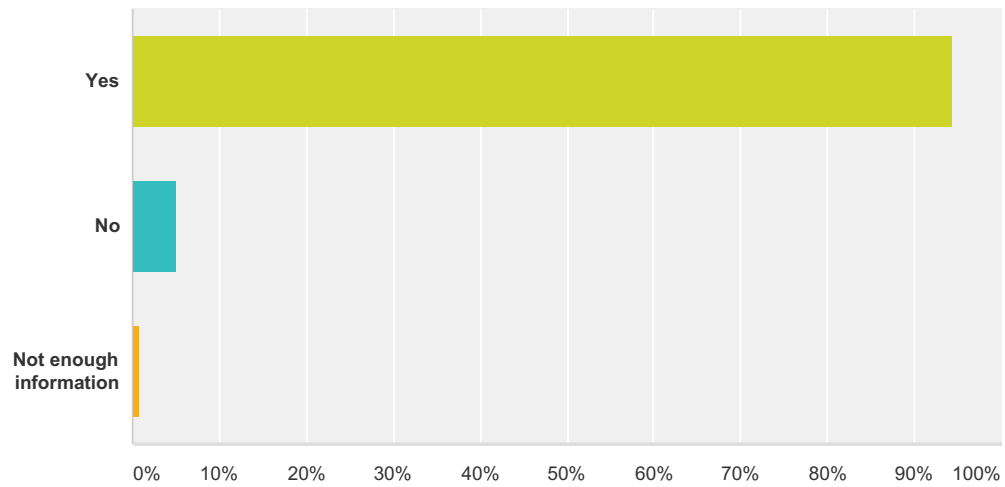
Answered: 122 Skipped: 948



Answer Choices	Responses
American Indian/Alaskan Native	0.00% 0
Asian/Pacific Islander	2.46% 3
Black/African American	0.82% 1
Latino/Latina/Hispanic	2.46% 3
White/Caucasian	86.07% 105
Multiracial	8.20% 10
Not listed above	0.00% 0
Total	122

Q94 Is English your child's first language?

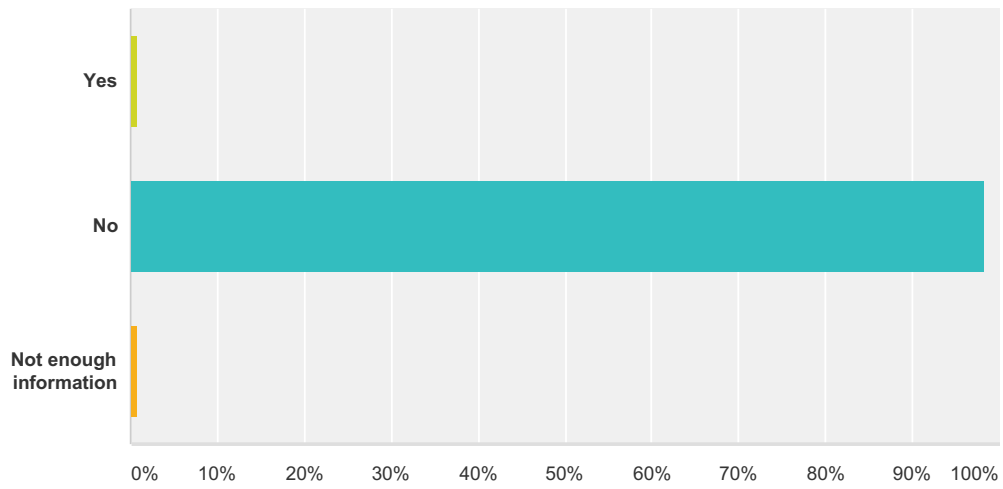
Answered: 122 Skipped: 948



Answer Choices	Responses
Yes	94.26% 115
No	4.92% 6
Not enough information	0.82% 1
Total	122

Q95 Does your child qualify for free and reduced lunch?

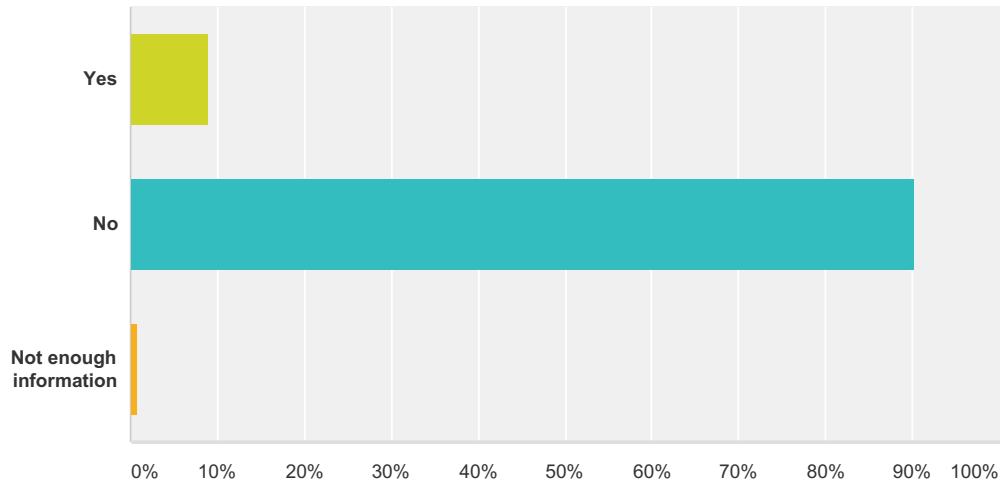
Answered: 122 Skipped: 948



Answer Choices	Responses
Yes	0.82% 1
No	98.36% 120
Not enough information	0.82% 1
Total	122

Q96 Does your child have an IEP (Individualized Education Plan)?

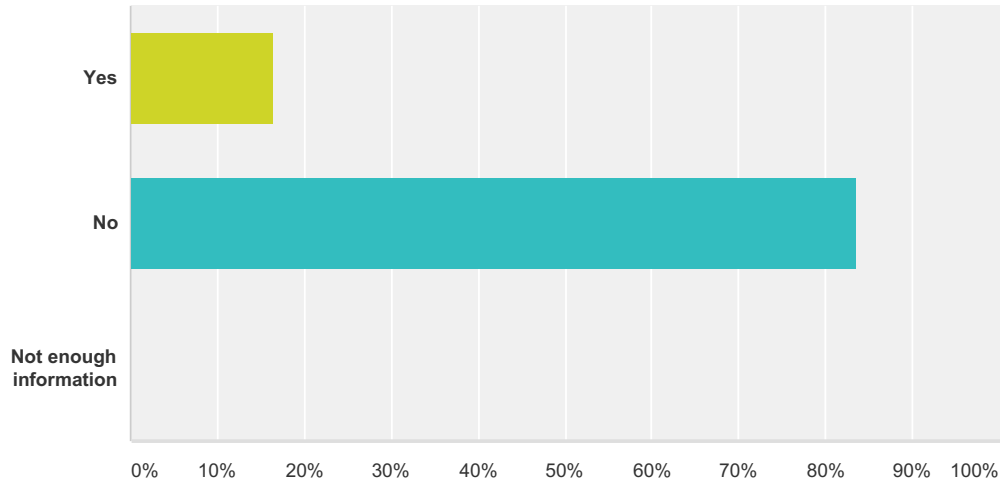
Answered: 122 Skipped: 948



Answer Choices	Responses
Yes	9.02% 11
No	90.16% 110
Not enough information	0.82% 1
Total	122

Q97 Does your child have a disability that is not immediately apparent (i.e., allergy, asthma, diabetes, ADHD, etc.)?

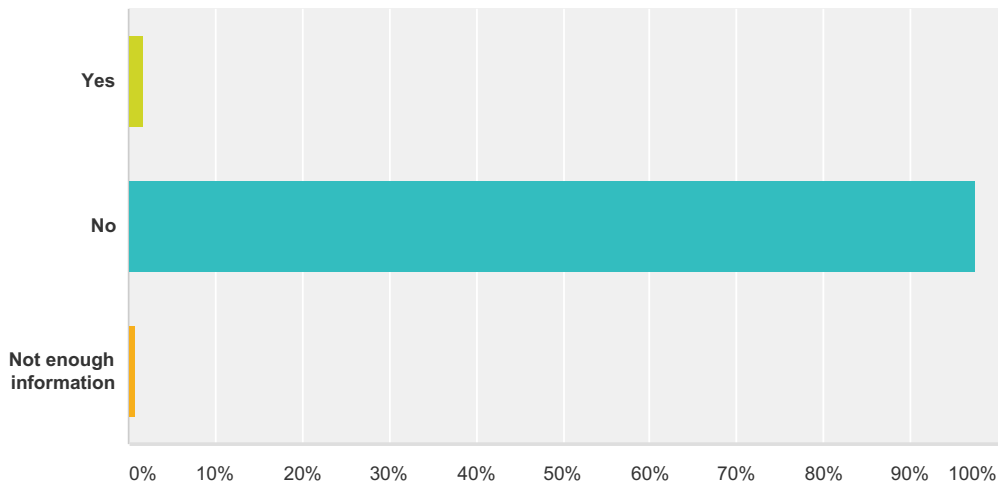
Answered: 122 Skipped: 948



Answer Choices	Responses
Yes	16.39% 20
No	83.61% 102
Not enough information	0.00% 0
Total	122

Q98 Does your child have a visible disability?

Answered: 122 Skipped: 948



Answer Choices	Responses
Yes	1.64% 2
No	97.54% 119
Not enough information	0.82% 1
Total	122

Q99 How does your child identify (sexual orientation)? Please enter "not enough information" if you feel that you do not have enough information to answer this question.

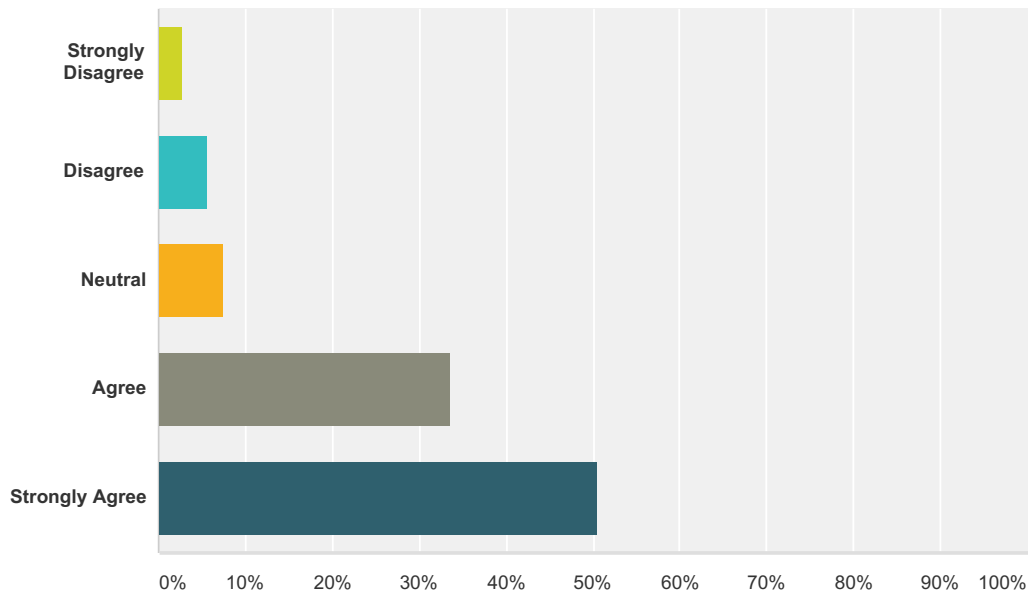
Answered: 108 Skipped: 962

Q100 How does your child identify (gender identity)? Please enter "not enough information" if you feel that you do not have enough information to answer this question.

Answered: 109 Skipped: 961

Q101 CHILD ONE: My child feels included in the school community.

Answered: 107 Skipped: 963



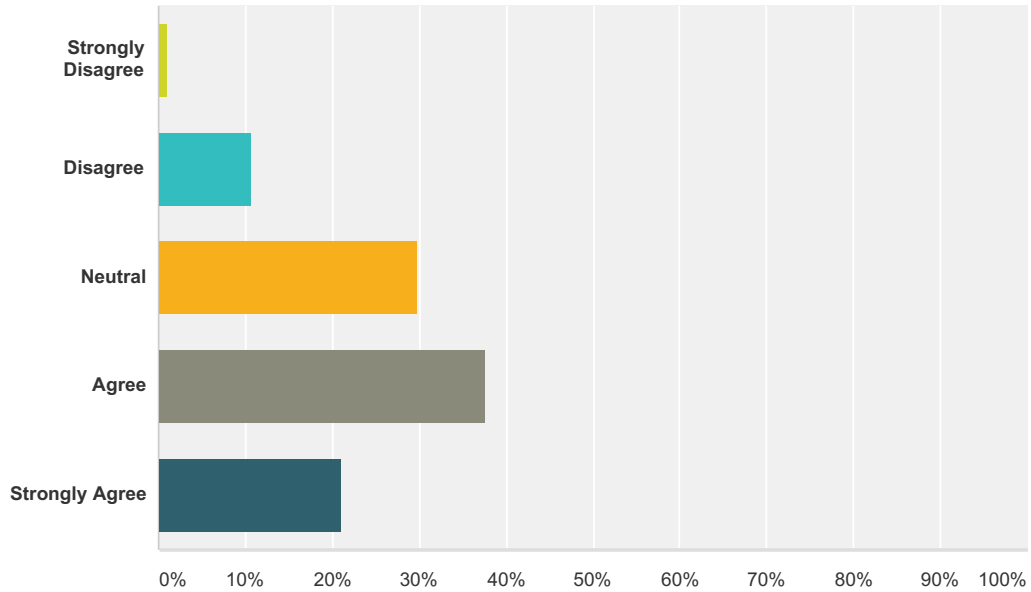
Answer Choices	Responses
Strongly Disagree	2.80% 3
Disagree	5.61% 6
Neutral	7.48% 8
Agree	33.64% 36
Strongly Agree	50.47% 54
Total	107

Q102 Please comment below (optional):

Answered: 17 Skipped: 1,053

Q103 People of different backgrounds/opinions/learning styles feel included at my child's school.

Answered: 104 Skipped: 966



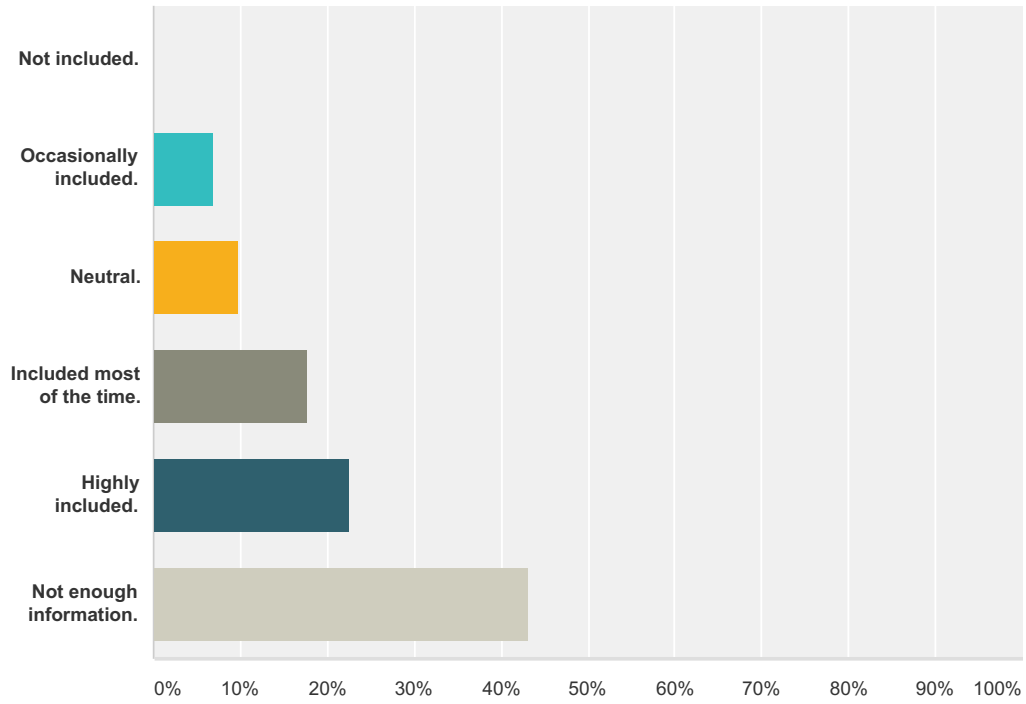
Answer Choices	Responses	
Strongly Disagree	0.96%	1
Disagree	10.58%	11
Neutral	29.81%	31
Agree	37.50%	39
Strongly Agree	21.15%	22
Total		104

Q104 Please comment below (optional):

Answered: 20 Skipped: 1,050

Q105 Please indicate the level of inclusion that each group feels: Students of different racial backgrounds feel:

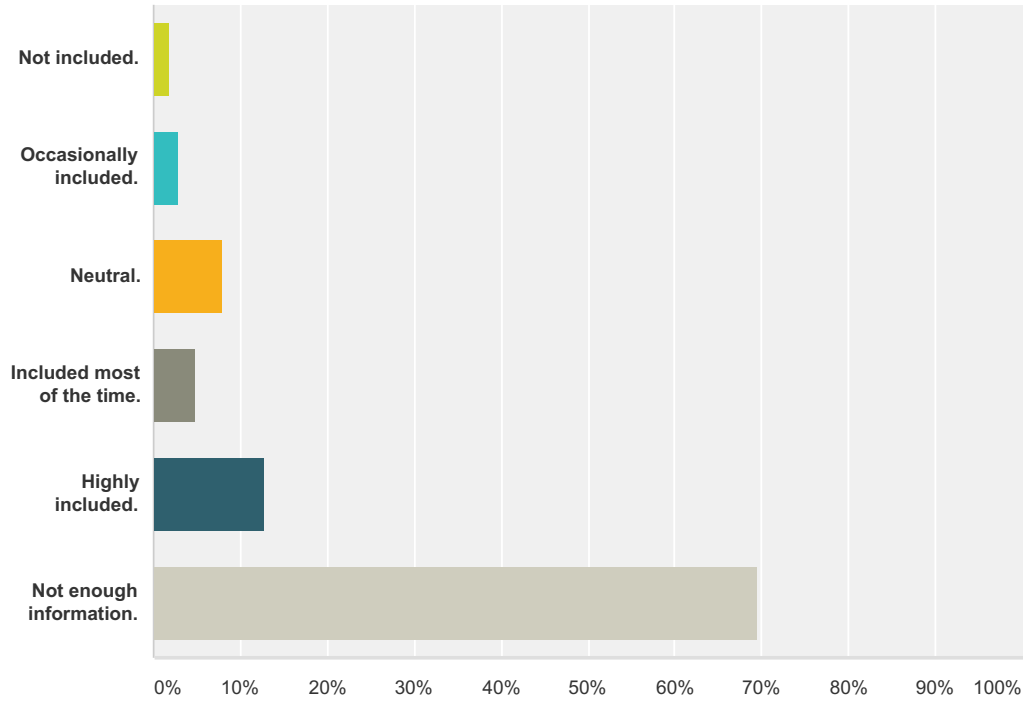
Answered: 102 Skipped: 968



Answer Choices	Responses
Not included.	0.00% 0
Occasionally included.	6.86% 7
Neutral.	9.80% 10
Included most of the time.	17.65% 18
Highly included.	22.55% 23
Not enough information.	43.14% 44
Total	102

Q106 Students who identify as LGBT feel:

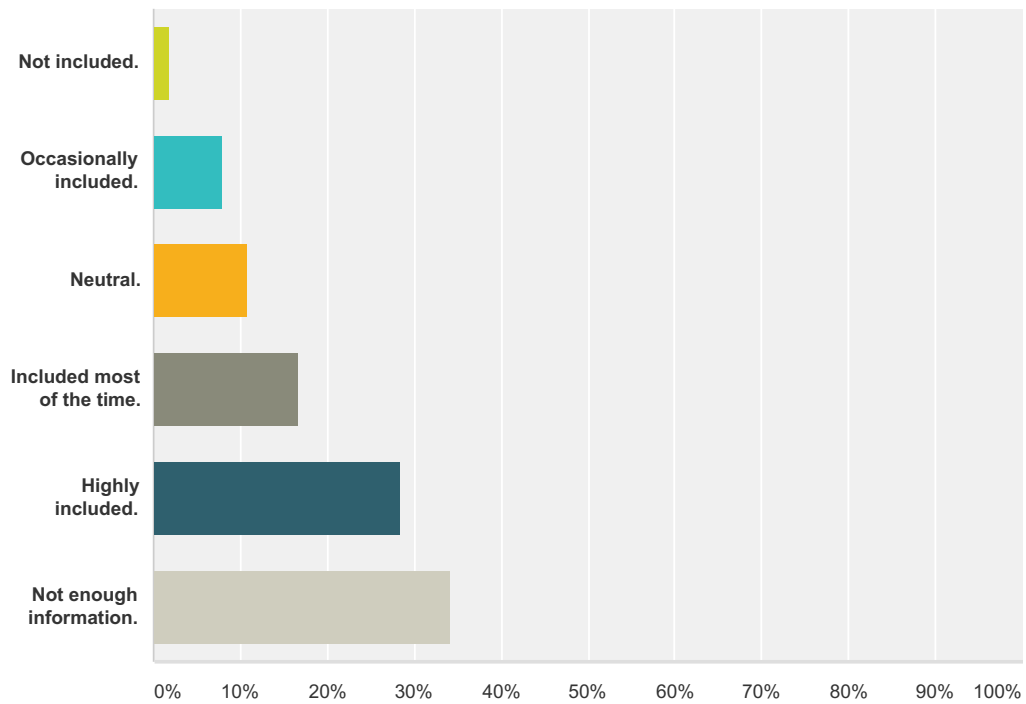
Answered: 102 Skipped: 968



Answer Choices	Responses
Not included.	1.96% 2
Occasionally included.	2.94% 3
Neutral.	7.84% 8
Included most of the time.	4.90% 5
Highly included.	12.75% 13
Not enough information.	69.61% 71
Total	102

Q107 Students who identify with different religious backgrounds feel:

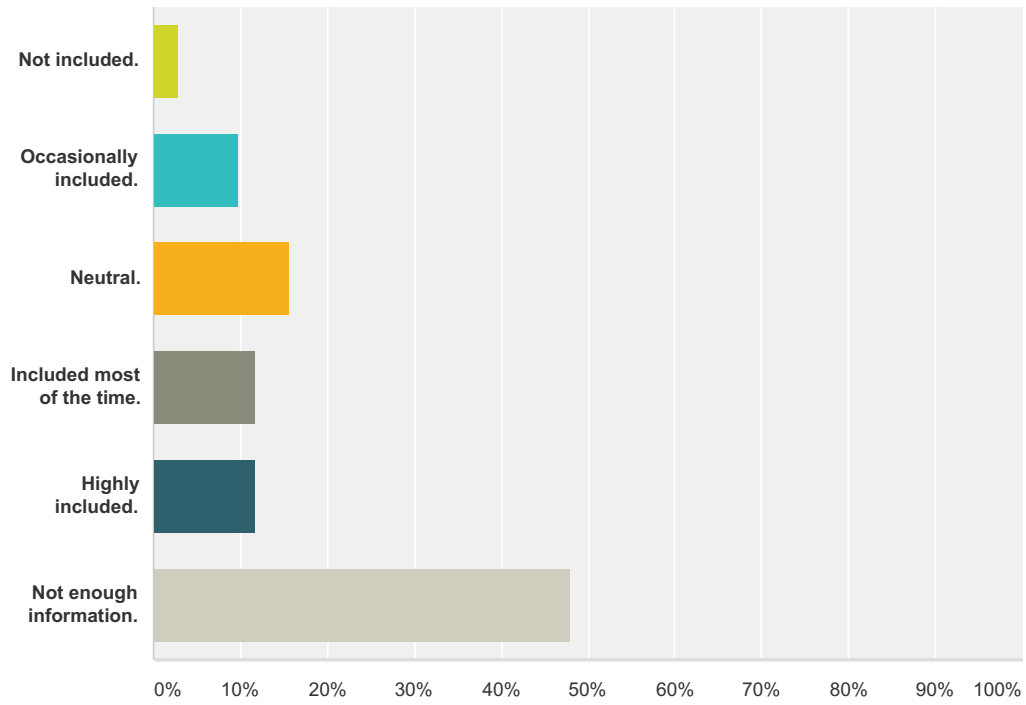
Answered: 102 Skipped: 968



Answer Choices	Responses
Not included.	1.96% 2
Occasionally included.	7.84% 8
Neutral.	10.78% 11
Included most of the time.	16.67% 17
Highly included.	28.43% 29
Not enough information.	34.31% 35
Total	102

Q108 Students from lower socioeconomic backgrounds feel:

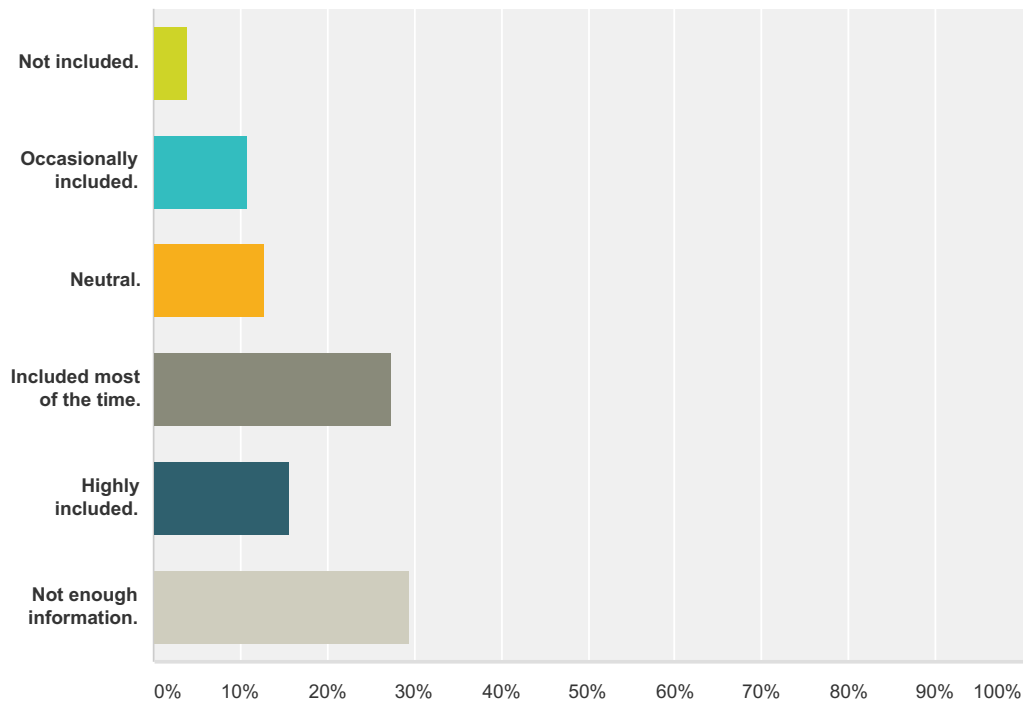
Answered: 102 Skipped: 968



Answer Choices	Responses
Not included.	2.94% 3
Occasionally included.	9.80% 10
Neutral.	15.69% 16
Included most of the time.	11.76% 12
Highly included.	11.76% 12
Not enough information.	48.04% 49
Total	102

Q109 Students with unique physical, cognitive, medical, or emotional needs feel:

Answered: 102 Skipped: 968



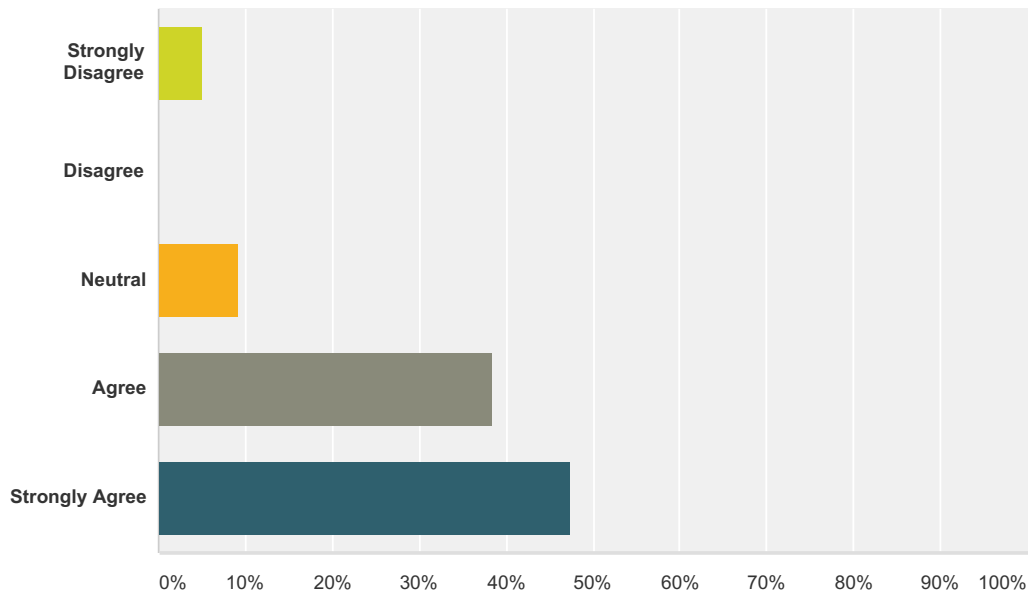
Answer Choices	Responses
Not included.	3.92% 4
Occasionally included.	10.78% 11
Neutral.	12.75% 13
Included most of the time.	27.45% 28
Highly included.	15.69% 16
Not enough information.	29.41% 30
Total	102

Q110 Please share any additional insights you have regarding children and their sense of belonging or inclusion in the school environment.

Answered: 22 Skipped: 1,048

Q111 CHILD TWO: My child feels included in the school community.

Answered: 99 Skipped: 971



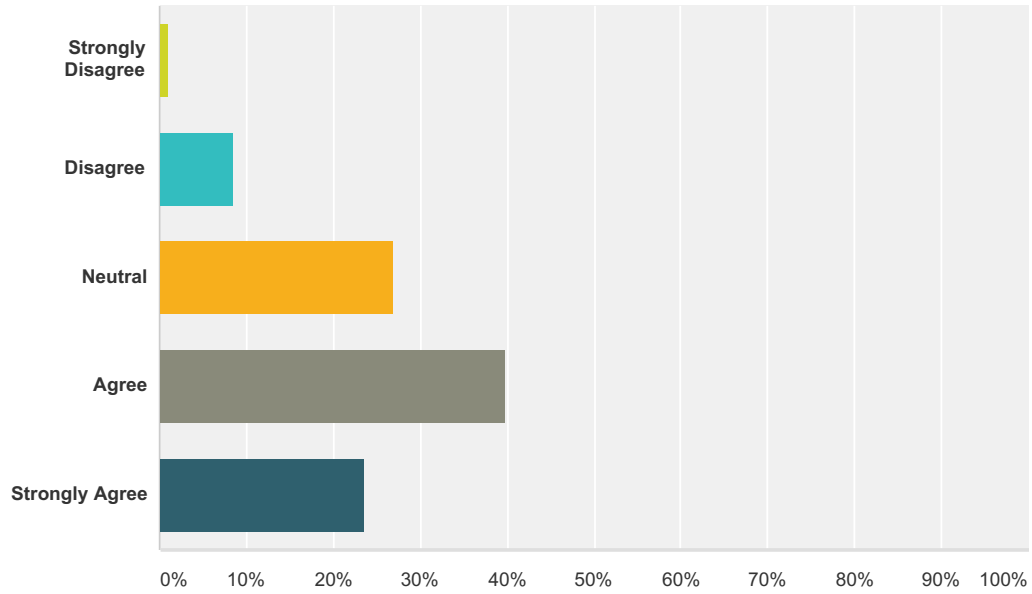
Answer Choices	Responses
Strongly Disagree	5.05% 5
Disagree	0.00% 0
Neutral	9.09% 9
Agree	38.38% 38
Strongly Agree	47.47% 47
Total	99

Q112 Please comment below (optional):

Answered: 9 Skipped: 1,061

Q113 People of different backgrounds/opinions/learning styles feel included at my child's school.

Answered: 93 Skipped: 977



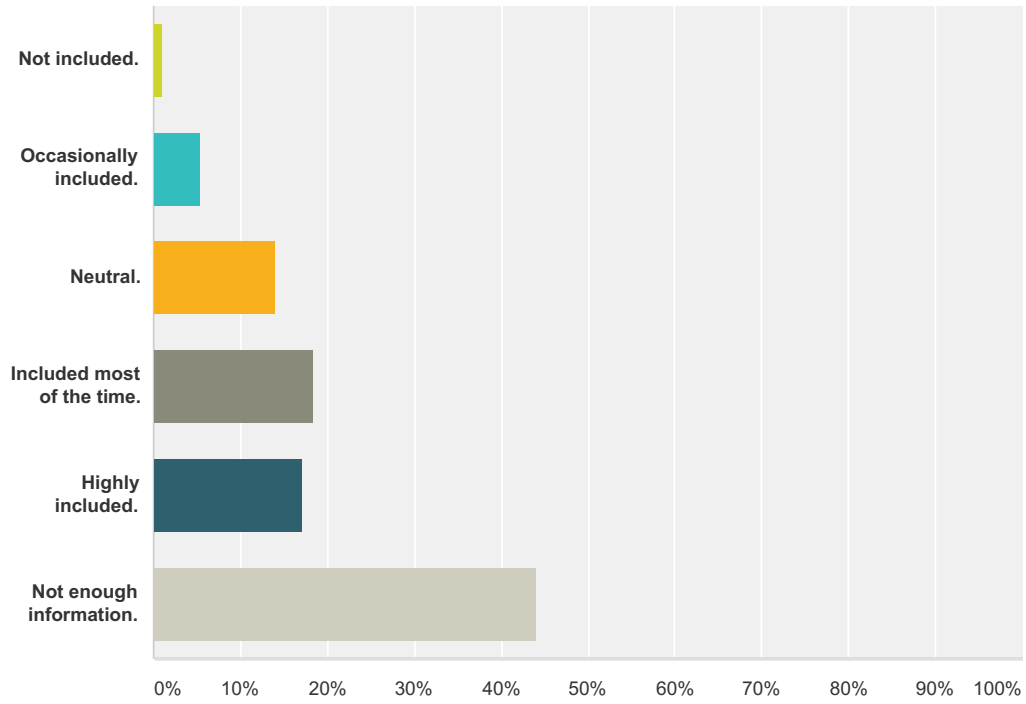
Answer Choices	Responses
Strongly Disagree	1.08% 1
Disagree	8.60% 8
Neutral	26.88% 25
Agree	39.78% 37
Strongly Agree	23.66% 22
Total	93

Q114 Please comment below (optional):

Answered: 7 Skipped: 1,063

Q115 Please indicate the level of inclusion that each group feels: Students of different racial backgrounds feel:

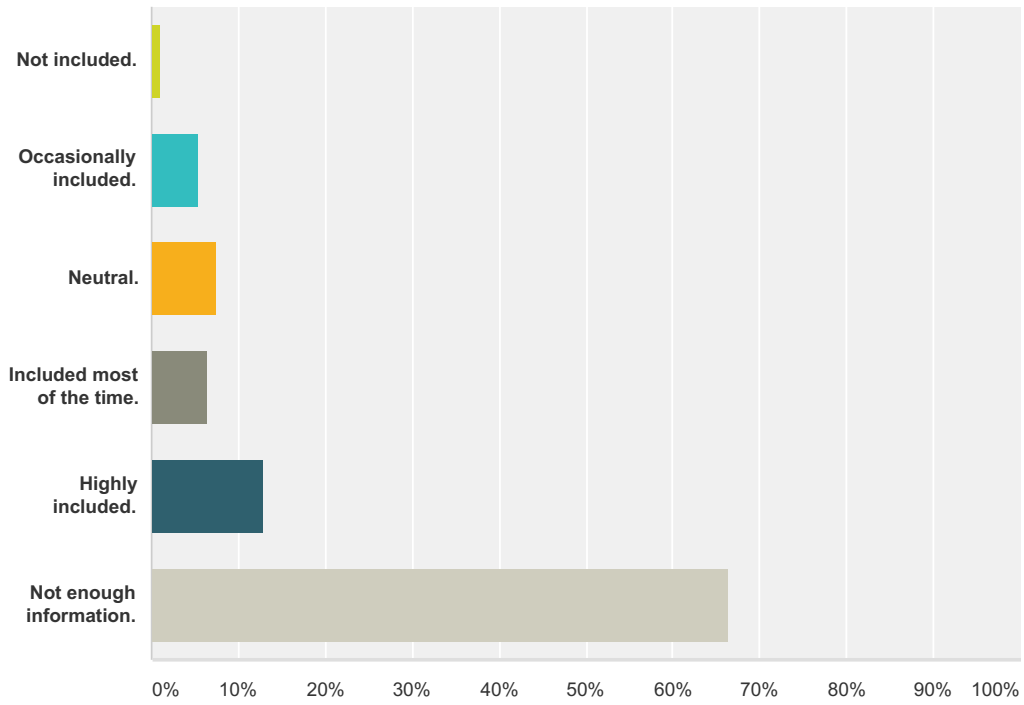
Answered: 93 Skipped: 977



Answer Choices	Responses
Not included.	1.08% 1
Occasionally included.	5.38% 5
Neutral.	13.98% 13
Included most of the time.	18.28% 17
Highly included.	17.20% 16
Not enough information.	44.09% 41
Total	93

Q116 Students who identify as LGBT feel:

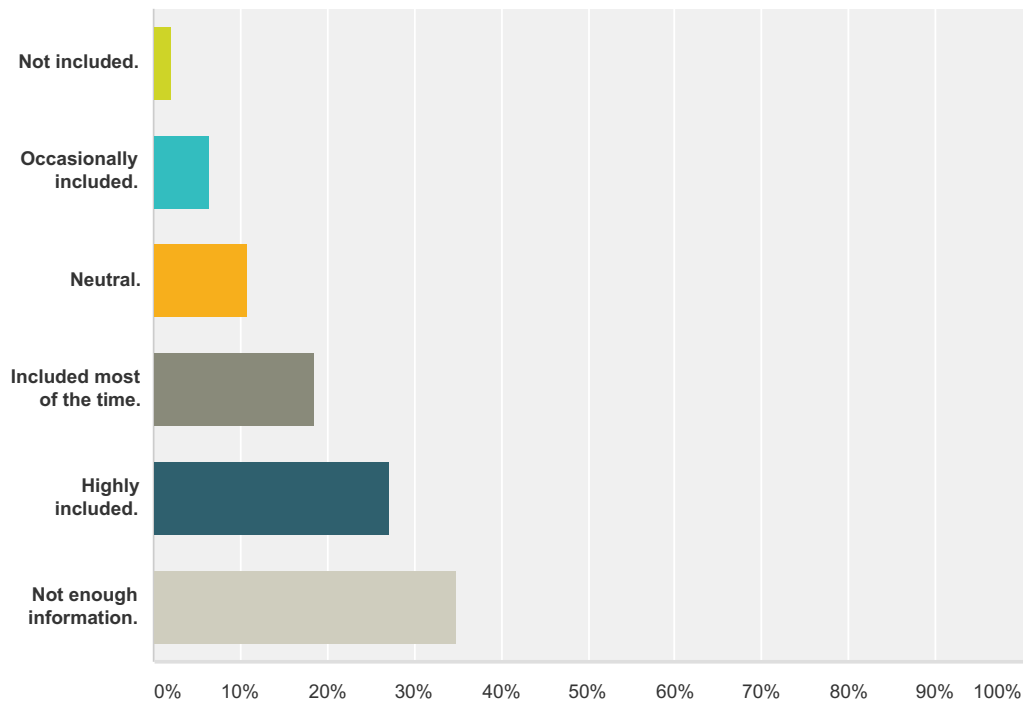
Answered: 92 Skipped: 978



Answer Choices	Responses	
Not included.	1.09%	1
Occasionally included.	5.43%	5
Neutral.	7.61%	7
Included most of the time.	6.52%	6
Highly included.	13.04%	12
Not enough information.	66.30%	61
Total		92

Q117 Students who identify with different religious backgrounds feel:

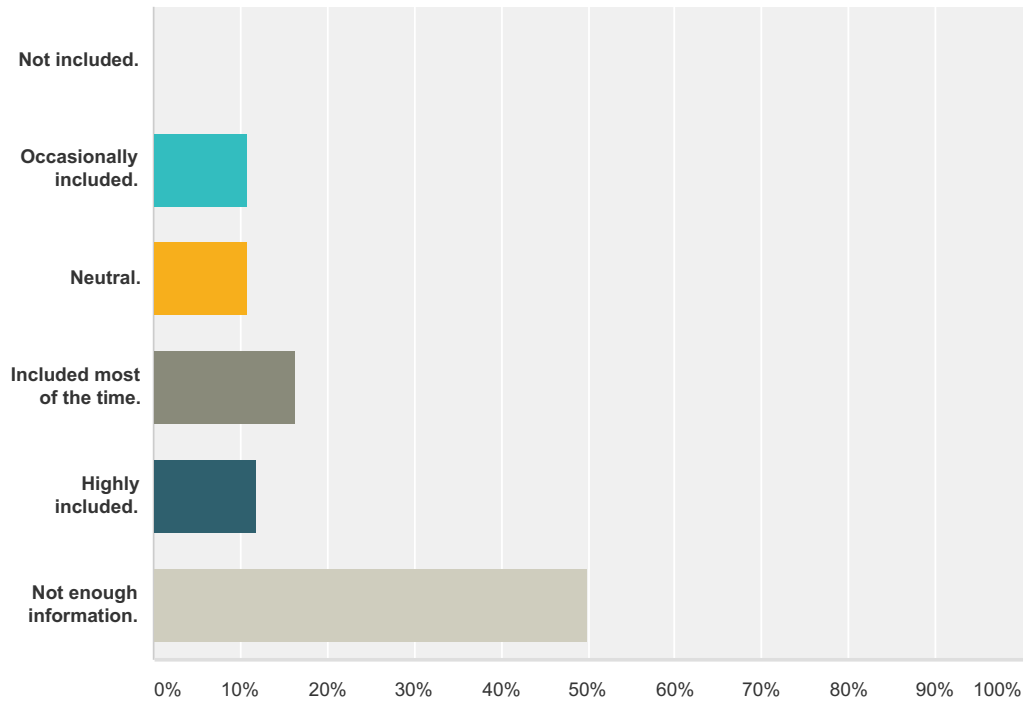
Answered: 92 Skipped: 978



Answer Choices	Responses
Not included.	2.17% 2
Occasionally included.	6.52% 6
Neutral.	10.87% 10
Included most of the time.	18.48% 17
Highly included.	27.17% 25
Not enough information.	34.78% 32
Total	92

Q118 Students from lower socioeconomic backgrounds feel:

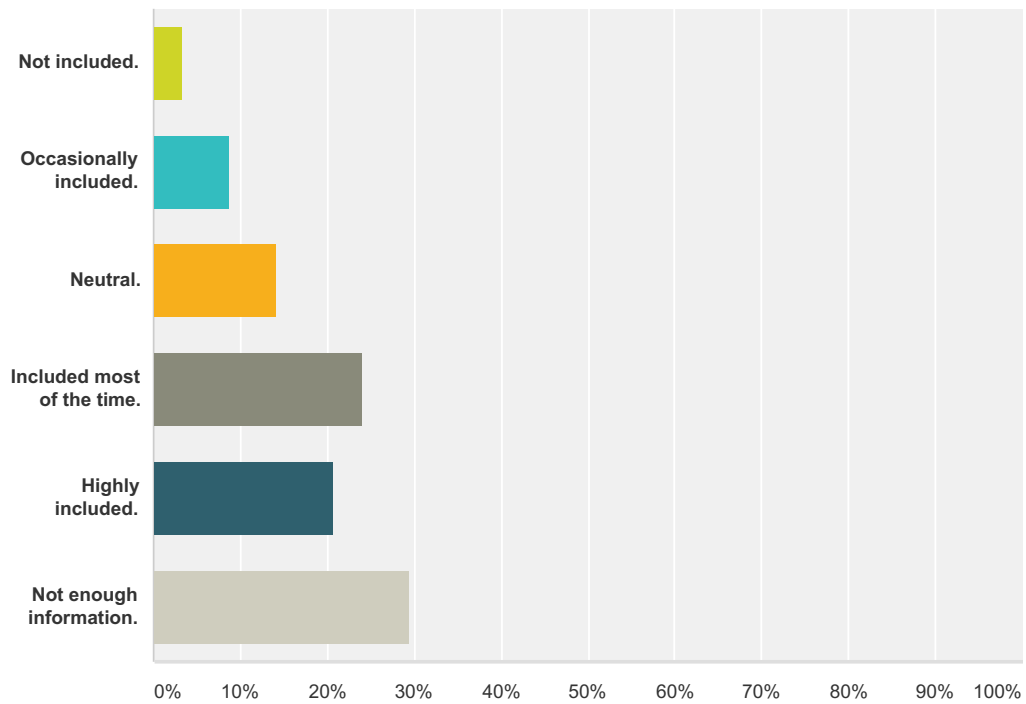
Answered: 92 Skipped: 978



Answer Choices	Responses
Not included.	0.00% 0
Occasionally included.	10.87% 10
Neutral.	10.87% 10
Included most of the time.	16.30% 15
Highly included.	11.96% 11
Not enough information.	50.00% 46
Total	92

Q119 Students with unique physical, cognitive, medical, or emotional needs feel:

Answered: 92 Skipped: 978



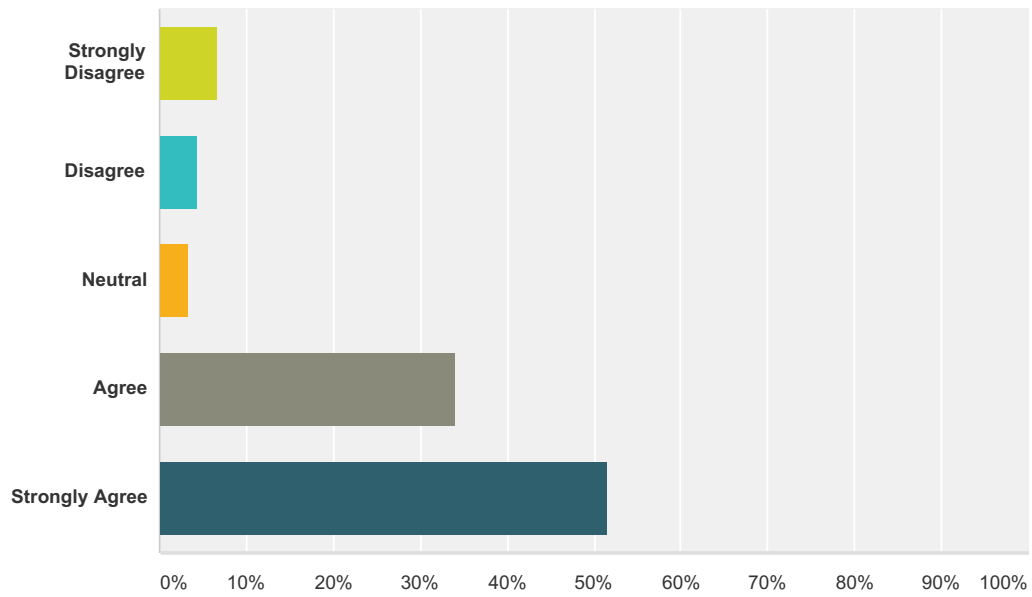
Answer Choices	Responses	Count
Not included.	3.26%	3
Occasionally included.	8.70%	8
Neutral.	14.13%	13
Included most of the time.	23.91%	22
Highly included.	20.65%	19
Not enough information.	29.35%	27
Total		92

Q120 Please share any additional insights you have regarding children and their sense of belonging or inclusion in the school environment.

Answered: 16 Skipped: 1,054

Q121 CHILD THREE: My child feels included in the school community.

Answered: 91 Skipped: 979



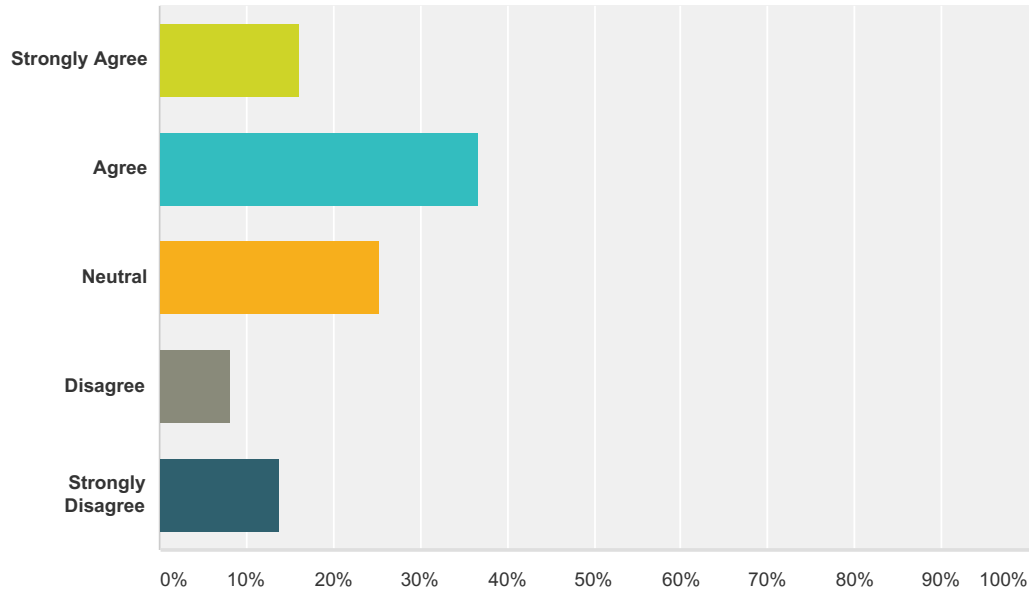
Answer Choices	Responses
Strongly Disagree	6.59% 6
Disagree	4.40% 4
Neutral	3.30% 3
Agree	34.07% 31
Strongly Agree	51.65% 47
Total	91

Q122 Please comment below (optional):

Answered: 9 Skipped: 1,061

Q123 People of different backgrounds/opinions/learning styles feel included at my child's school.

Answered: 87 Skipped: 983



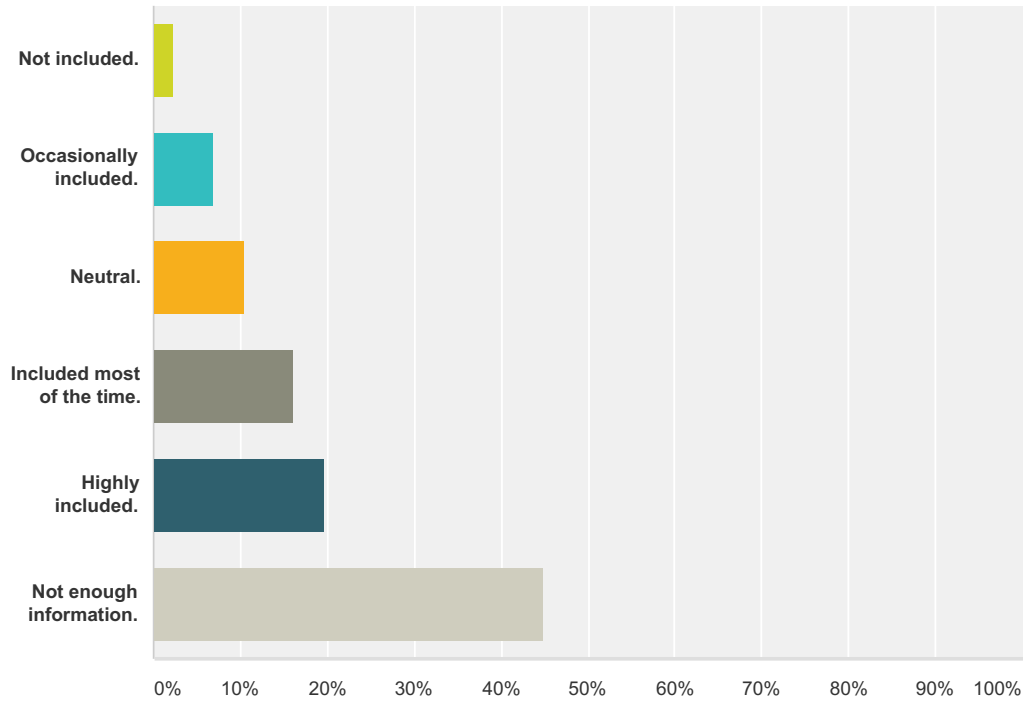
Answer Choices	Responses	
Strongly Agree	16.09%	14
Agree	36.78%	32
Neutral	25.29%	22
Disagree	8.05%	7
Strongly Disagree	13.79%	12
Total		87

Q124 Please comment below (optional):

Answered: 6 Skipped: 1,064

Q125 Please indicate the level of inclusion that each group feels: Students of different racial backgrounds feel:

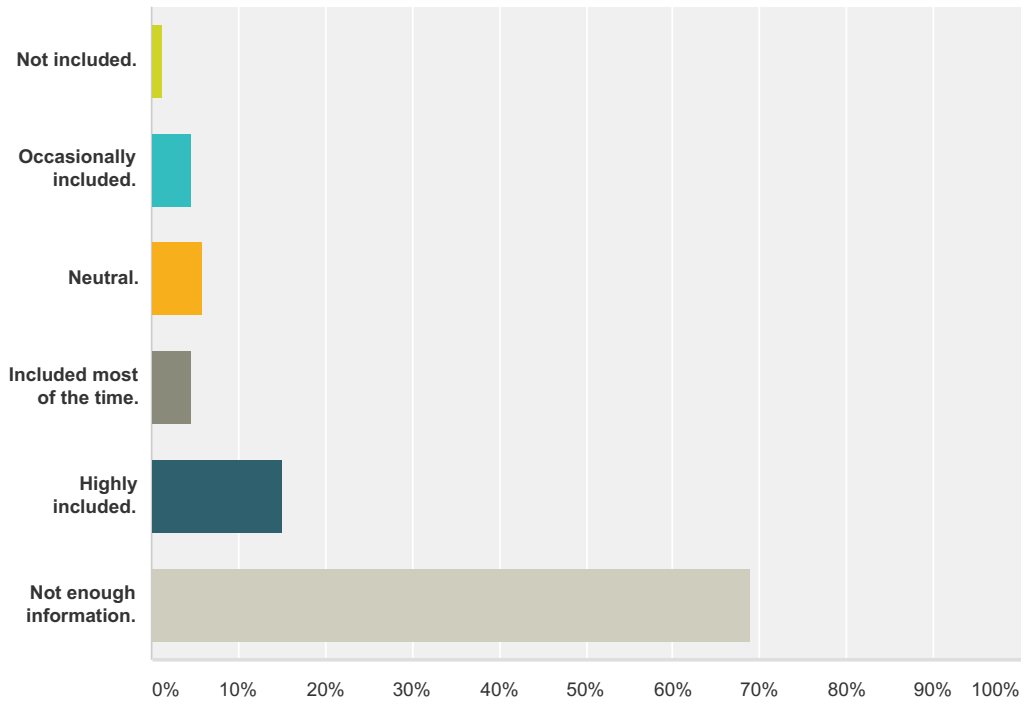
Answered: 87 Skipped: 983



Answer Choices	Responses
Not included.	2.30% 2
Occasionally included.	6.90% 6
Neutral.	10.34% 9
Included most of the time.	16.09% 14
Highly included.	19.54% 17
Not enough information.	44.83% 39
Total	87

Q126 Students who identify as LGBT feel:

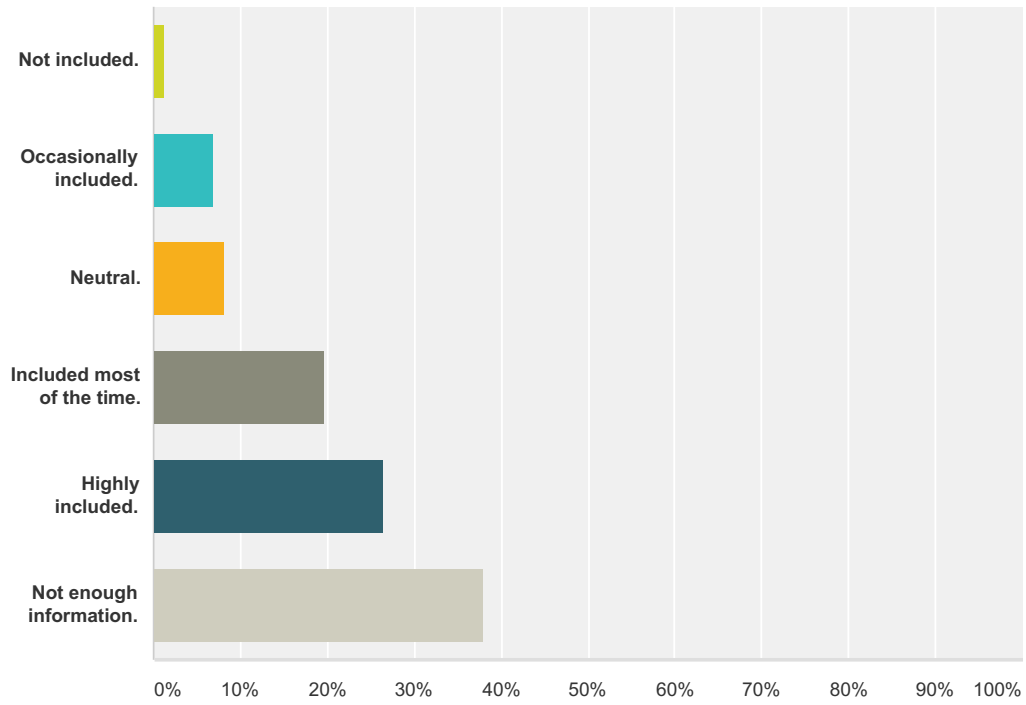
Answered: 87 Skipped: 983



Answer Choices	Responses	
Not included.	1.15%	1
Occasionally included.	4.60%	4
Neutral.	5.75%	5
Included most of the time.	4.60%	4
Highly included.	14.94%	13
Not enough information.	68.97%	60
Total		87

Q127 Students who identify with different religious backgrounds feel:

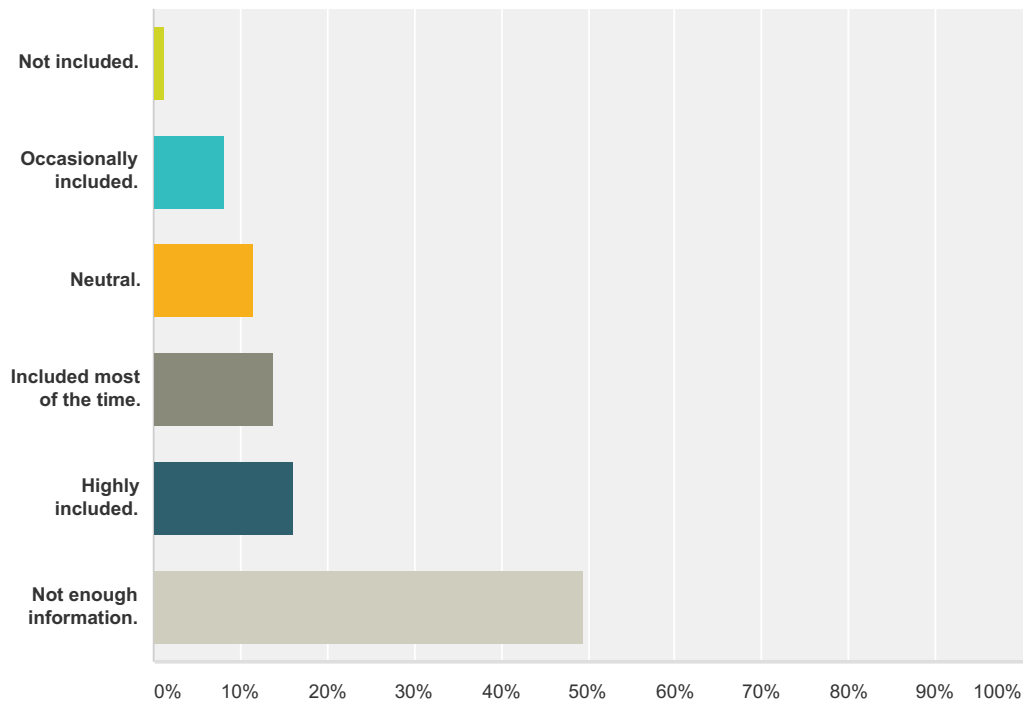
Answered: 87 Skipped: 983



Answer Choices	Responses
Not included.	1.15% 1
Occasionally included.	6.90% 6
Neutral.	8.05% 7
Included most of the time.	19.54% 17
Highly included.	26.44% 23
Not enough information.	37.93% 33
Total	87

Q128 Students from lower socioeconomic backgrounds feel:

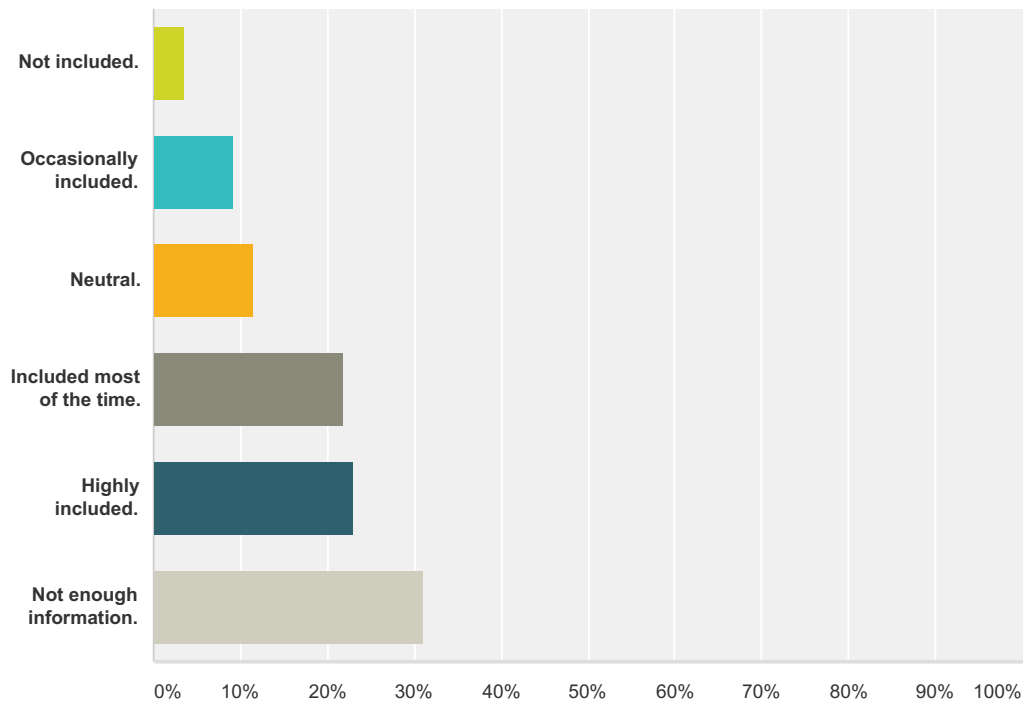
Answered: 87 Skipped: 983



Answer Choices	Responses
Not included.	1.15% 1
Occasionally included.	8.05% 7
Neutral.	11.49% 10
Included most of the time.	13.79% 12
Highly included.	16.09% 14
Not enough information.	49.43% 43
Total	87

Q129 Students with unique physical, cognitive, medical, or emotional needs feel:

Answered: 87 Skipped: 983



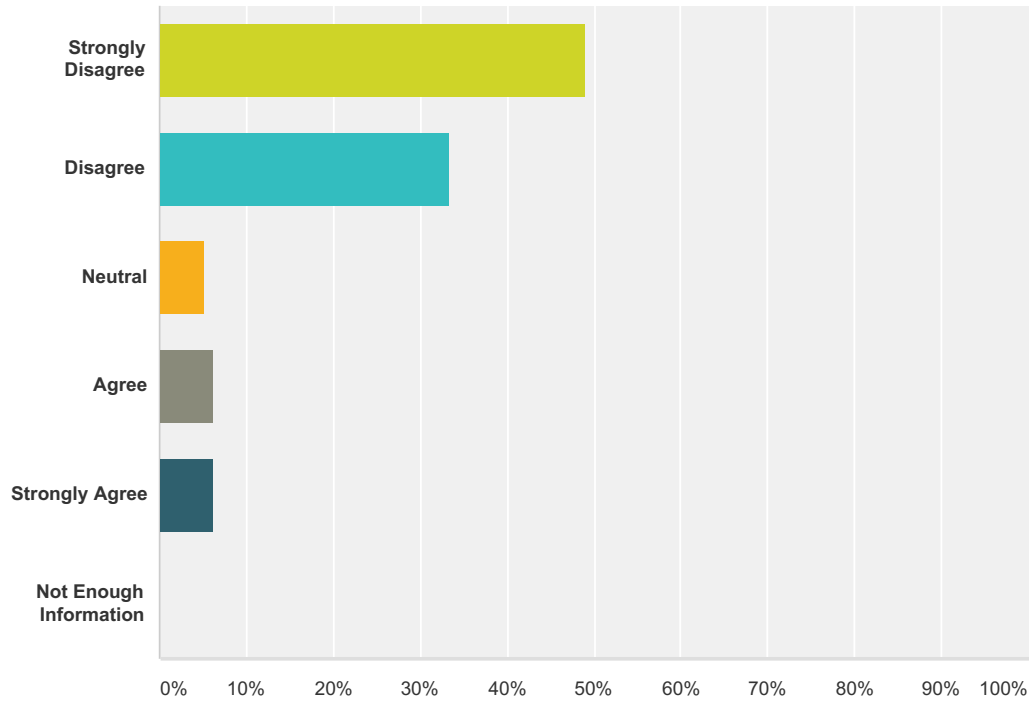
Answer Choices	Responses
Not included.	3.45% 3
Occasionally included.	9.20% 8
Neutral.	11.49% 10
Included most of the time.	21.84% 19
Highly included.	22.99% 20
Not enough information.	31.03% 27
Total	87

Q130 Please share any additional insights you have regarding children and their sense of belonging or inclusion in the school environment.

Answered: 11 Skipped: 1,059

Q131 CHILD ONE:At home, my child regularly displays socially or emotionally negative feelings about his/her experience at school.

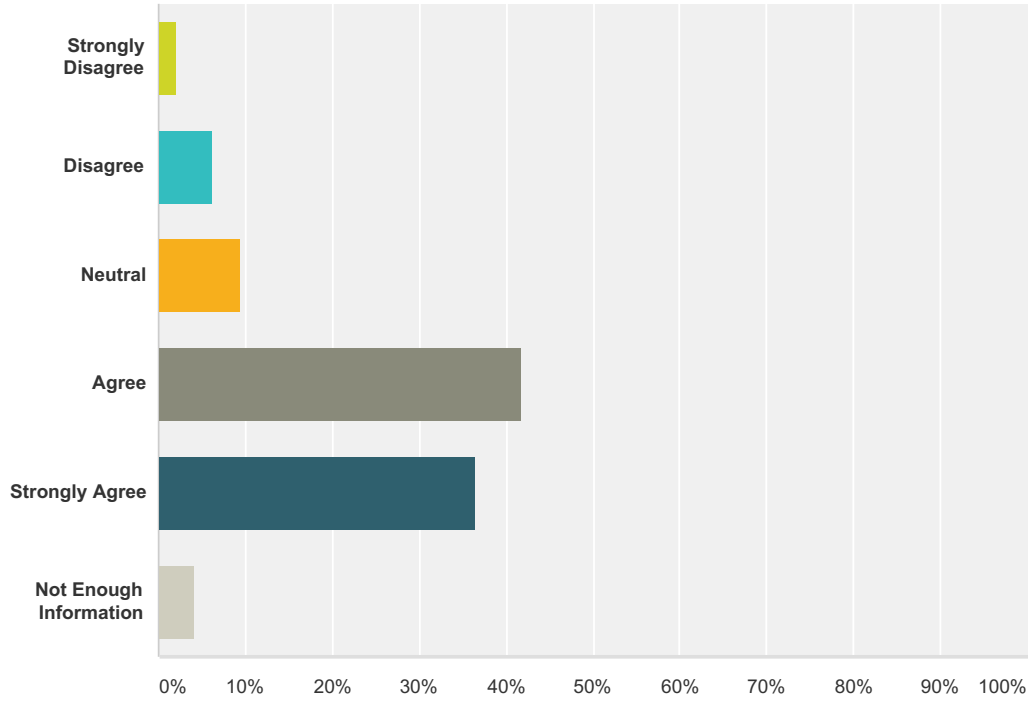
Answered: 96 Skipped: 974



Answer Choices	Responses
Strongly Disagree	48.96% 47
Disagree	33.33% 32
Neutral	5.21% 5
Agree	6.25% 6
Strongly Agree	6.25% 6
Not Enough Information	0.00% 0
Total	96

Q132 I feel the services available at the school are adequate to support my child's social and emotional needs.

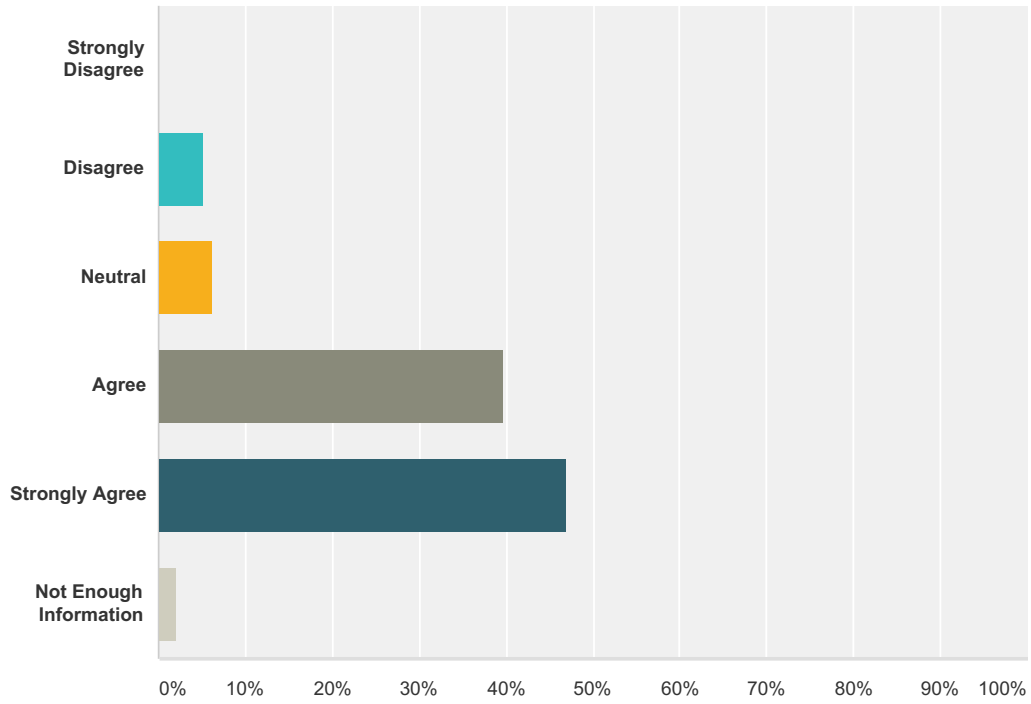
Answered: 96 Skipped: 974



Answer Choices	Responses	
Strongly Disagree	2.08%	2
Disagree	6.25%	6
Neutral	9.38%	9
Agree	41.67%	40
Strongly Agree	36.46%	35
Not Enough Information	4.17%	4
Total		96

Q133 I feel comfortable reaching out to the school team to discuss any social or emotional conflicts my child experiences.

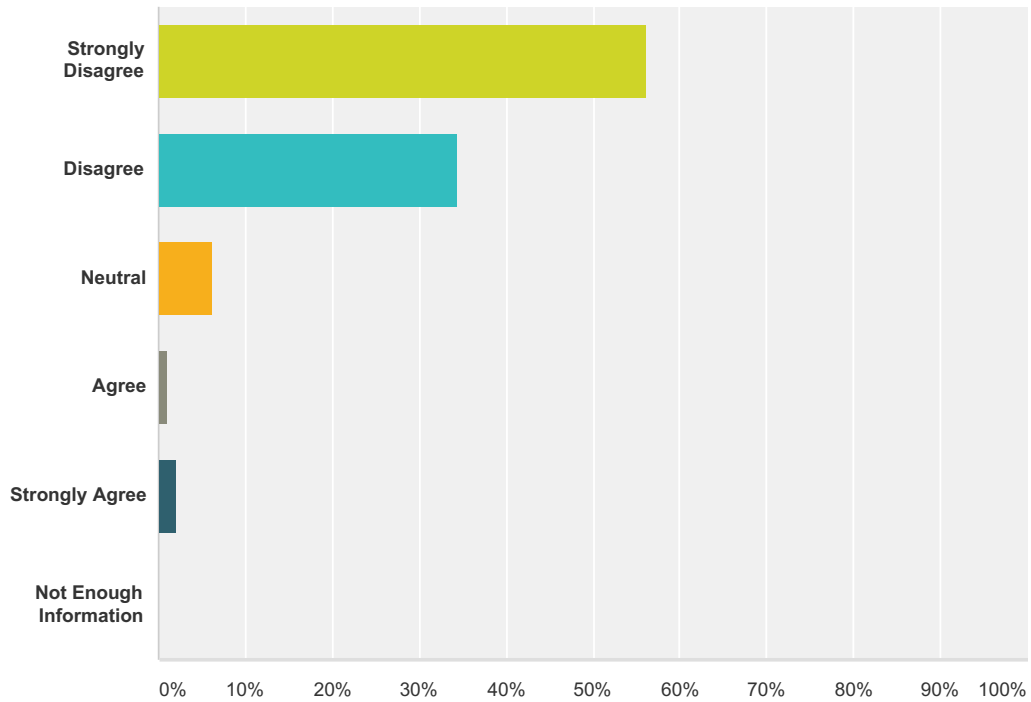
Answered: 96 Skipped: 974



Answer Choices	Responses
Strongly Disagree	0.00% 0
Disagree	5.21% 5
Neutral	6.25% 6
Agree	39.58% 38
Strongly Agree	46.88% 45
Not Enough Information	2.08% 2
Total	96

Q134 My child feels verbally harassed repeatedly at this school.

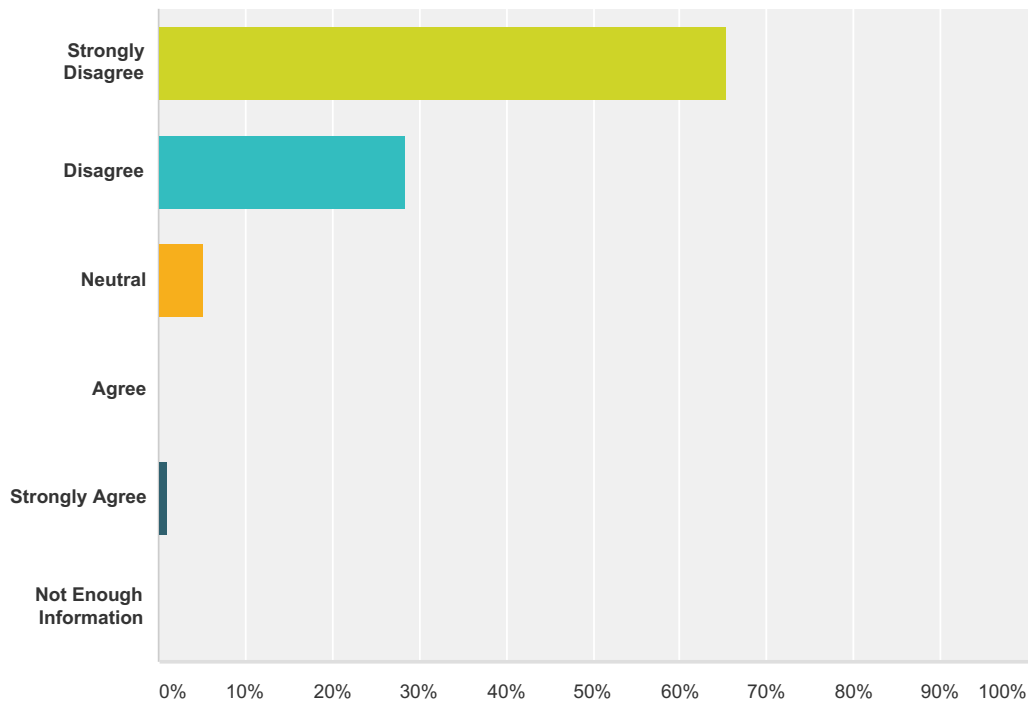
Answered: 96 Skipped: 974



Answer Choices	Responses	
Strongly Disagree	56.25%	54
Disagree	34.38%	33
Neutral	6.25%	6
Agree	1.04%	1
Strongly Agree	2.08%	2
Not Enough Information	0.00%	0
Total		96

Q135 My child feels physically harassed repeatedly at this school.

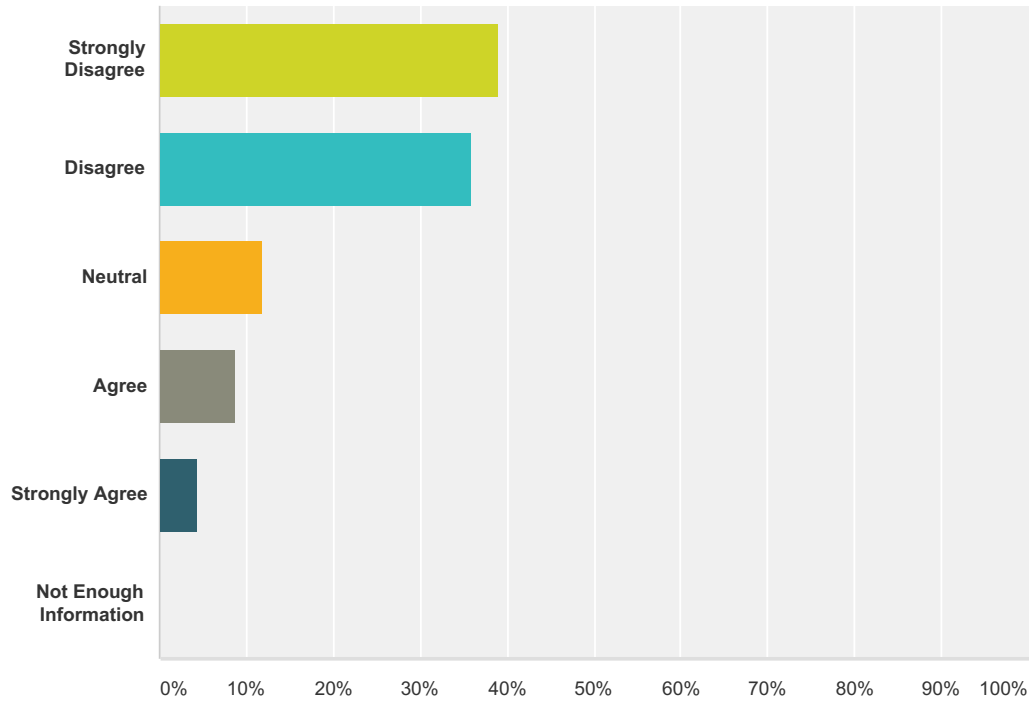
Answered: 95 Skipped: 975



Answer Choices	Responses	Count
Strongly Disagree	65.26%	62
Disagree	28.42%	27
Neutral	5.26%	5
Agree	0.00%	0
Strongly Agree	1.05%	1
Not Enough Information	0.00%	0
Total		95

Q136 CHILD TWO:At home, my child regularly displays socially or emotionally negative feelings about his/her experience at school.

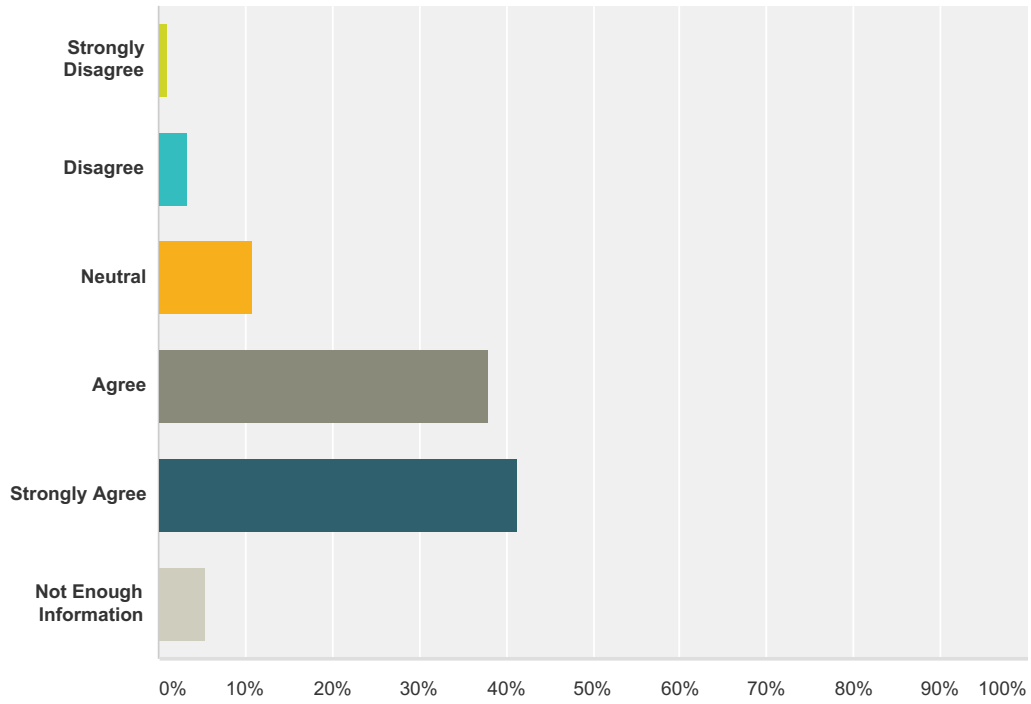
Answered: 92 Skipped: 978



Answer Choices	Responses
Strongly Disagree	39.13% 36
Disagree	35.87% 33
Neutral	11.96% 11
Agree	8.70% 8
Strongly Agree	4.35% 4
Not Enough Information	0.00% 0
Total	92

Q137 I feel the services available at the school are adequate to support my child's social and emotional needs.

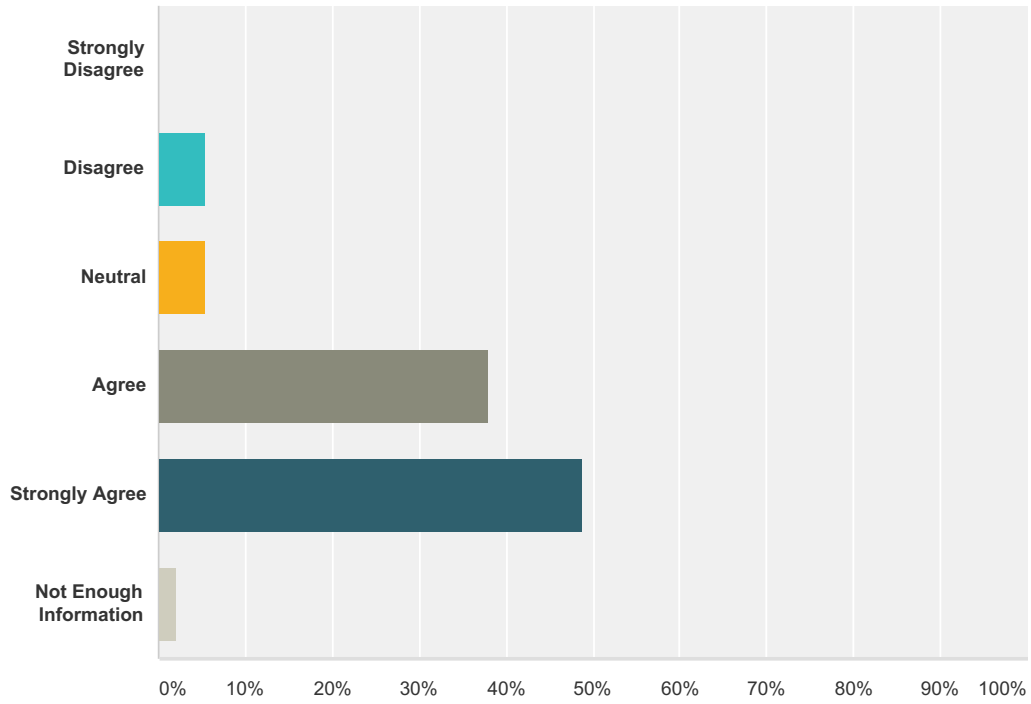
Answered: 92 Skipped: 978



Answer Choices	Responses
Strongly Disagree	1.09% 1
Disagree	3.26% 3
Neutral	10.87% 10
Agree	38.04% 35
Strongly Agree	41.30% 38
Not Enough Information	5.43% 5
Total	92

Q138 I feel comfortable reaching out to the school team to discuss any social or emotional conflicts my child experiences.

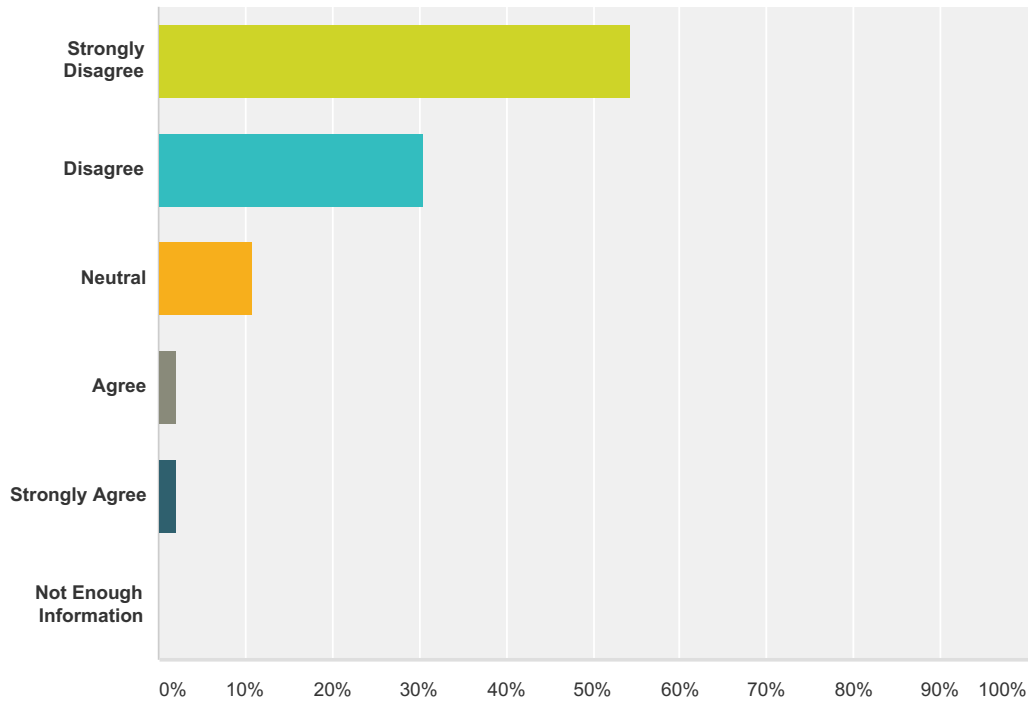
Answered: 92 Skipped: 978



Answer Choices	Responses
Strongly Disagree	0.00% 0
Disagree	5.43% 5
Neutral	5.43% 5
Agree	38.04% 35
Strongly Agree	48.91% 45
Not Enough Information	2.17% 2
Total	92

Q139 My child feels verbally harassed repeatedly at this school.

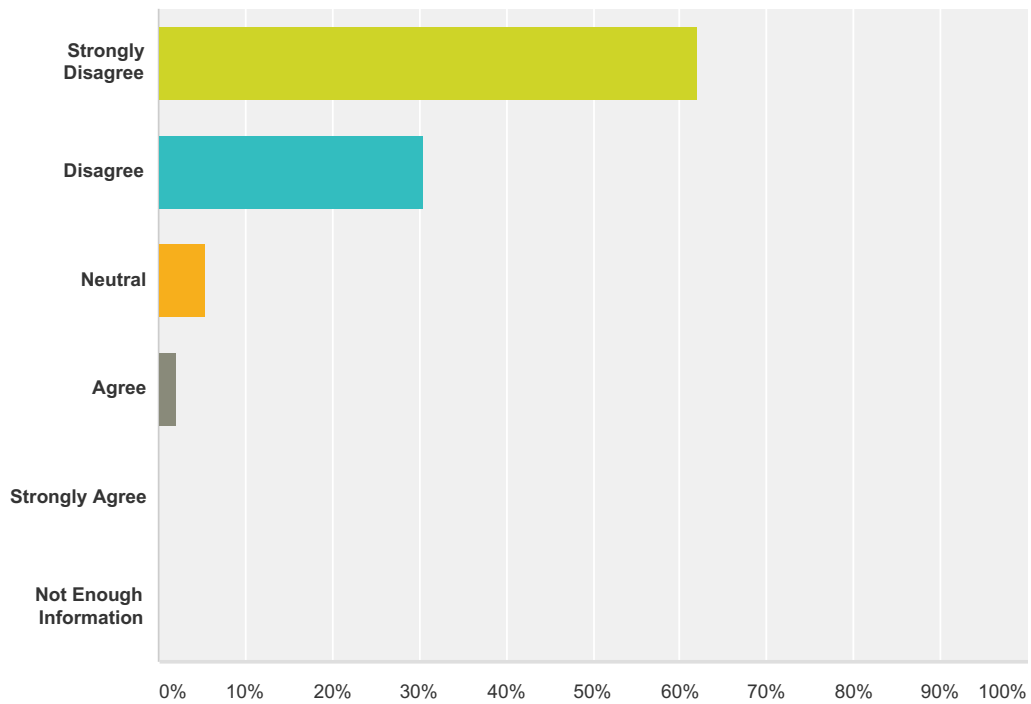
Answered: 92 Skipped: 978



Answer Choices	Responses	Count
Strongly Disagree	54.35%	50
Disagree	30.43%	28
Neutral	10.87%	10
Agree	2.17%	2
Strongly Agree	2.17%	2
Not Enough Information	0.00%	0
Total		92

Q140 My child feels physically harassed repeatedly at this school.

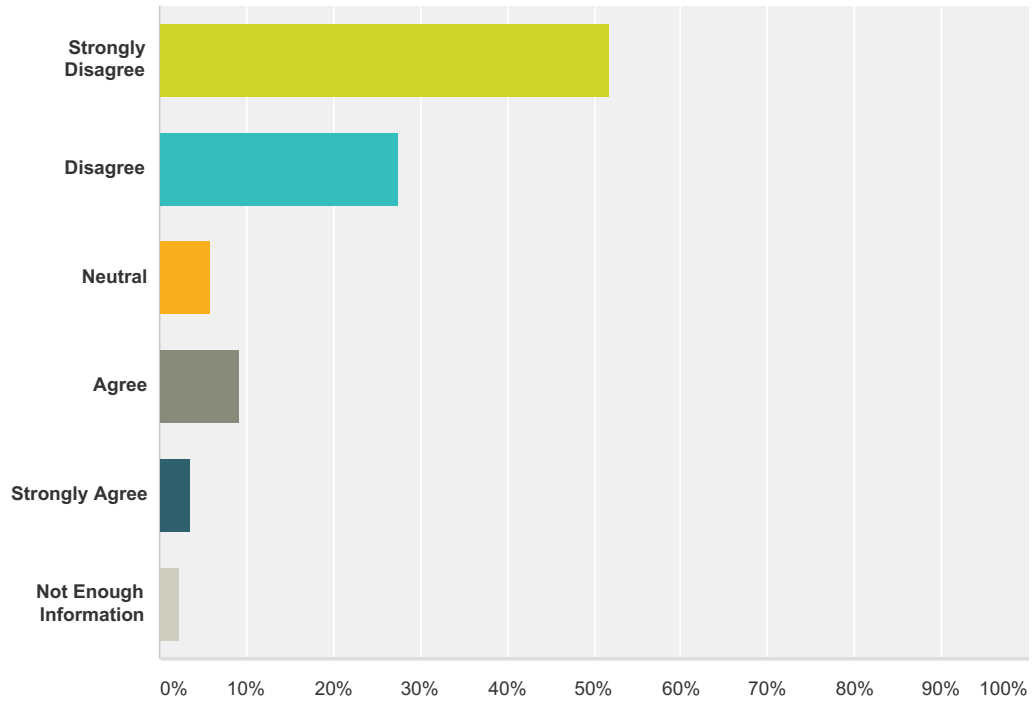
Answered: 92 Skipped: 978



Answer Choices	Responses	Count
Strongly Disagree	61.96%	57
Disagree	30.43%	28
Neutral	5.43%	5
Agree	2.17%	2
Strongly Agree	0.00%	0
Not Enough Information	0.00%	0
Total		92

Q141 CHILD THREE: At home, my child regularly displays socially or emotionally negative feelings about his/her experience at school.

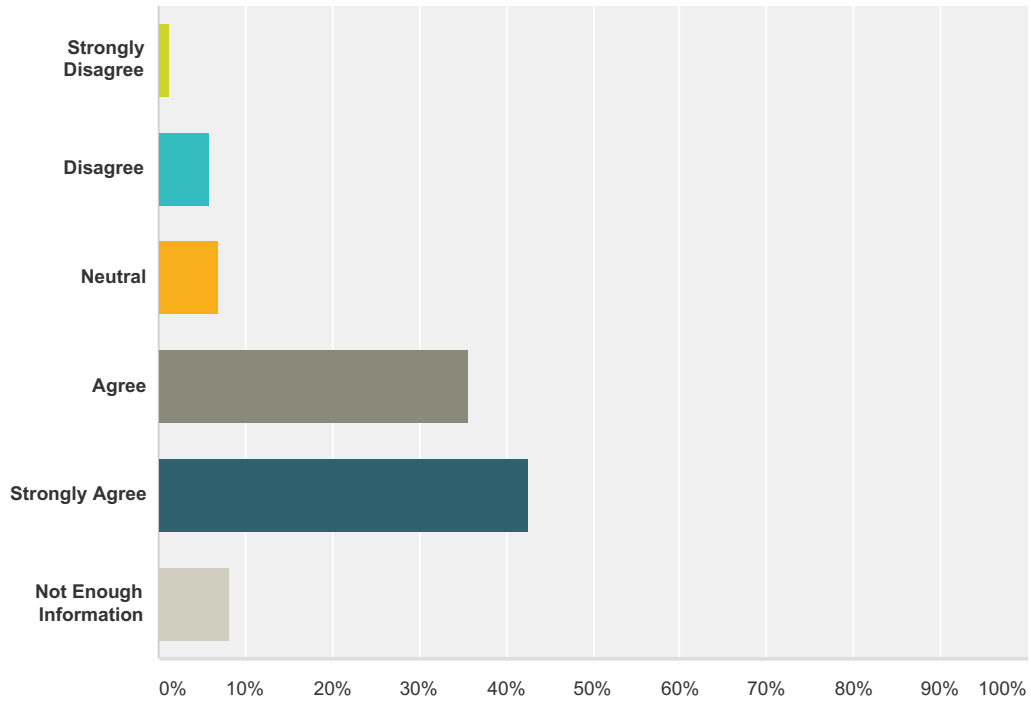
Answered: 87 Skipped: 983



Answer Choices	Responses
Strongly Disagree	51.72% 45
Disagree	27.59% 24
Neutral	5.75% 5
Agree	9.20% 8
Strongly Agree	3.45% 3
Not Enough Information	2.30% 2
Total	87

Q142 I feel the services available at the school are adequate to support my child's social and emotional needs.

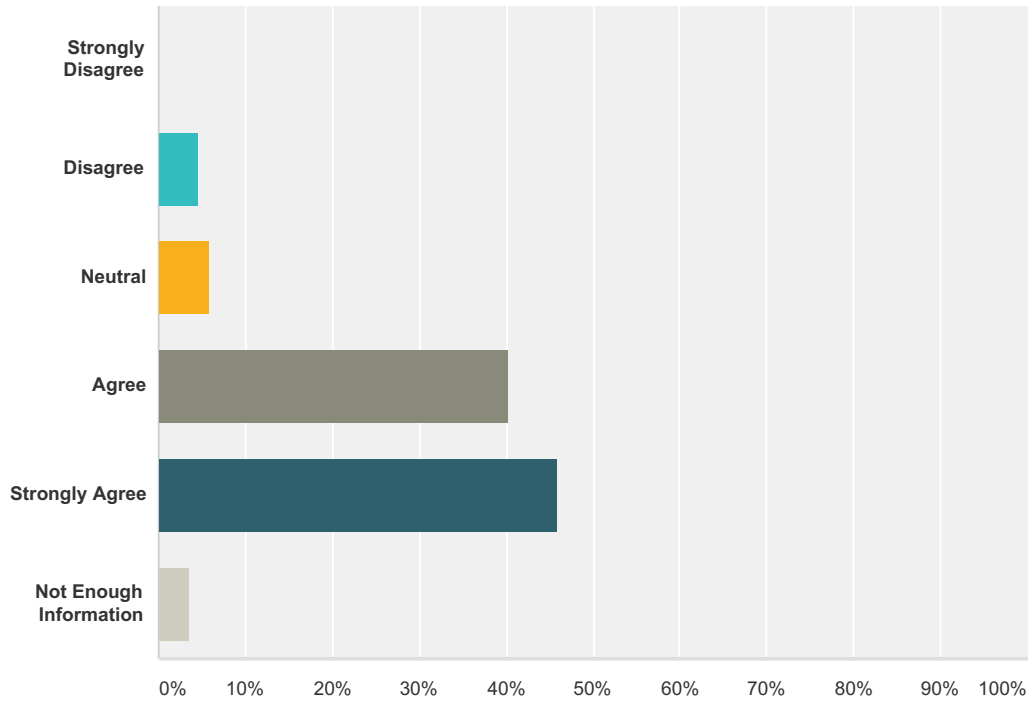
Answered: 87 Skipped: 983



Answer Choices	Responses	
Strongly Disagree	1.15%	1
Disagree	5.75%	5
Neutral	6.90%	6
Agree	35.63%	31
Strongly Agree	42.53%	37
Not Enough Information	8.05%	7
Total		87

Q143 I feel comfortable reaching out to the school team to discuss any social or emotional conflicts my child experiences.

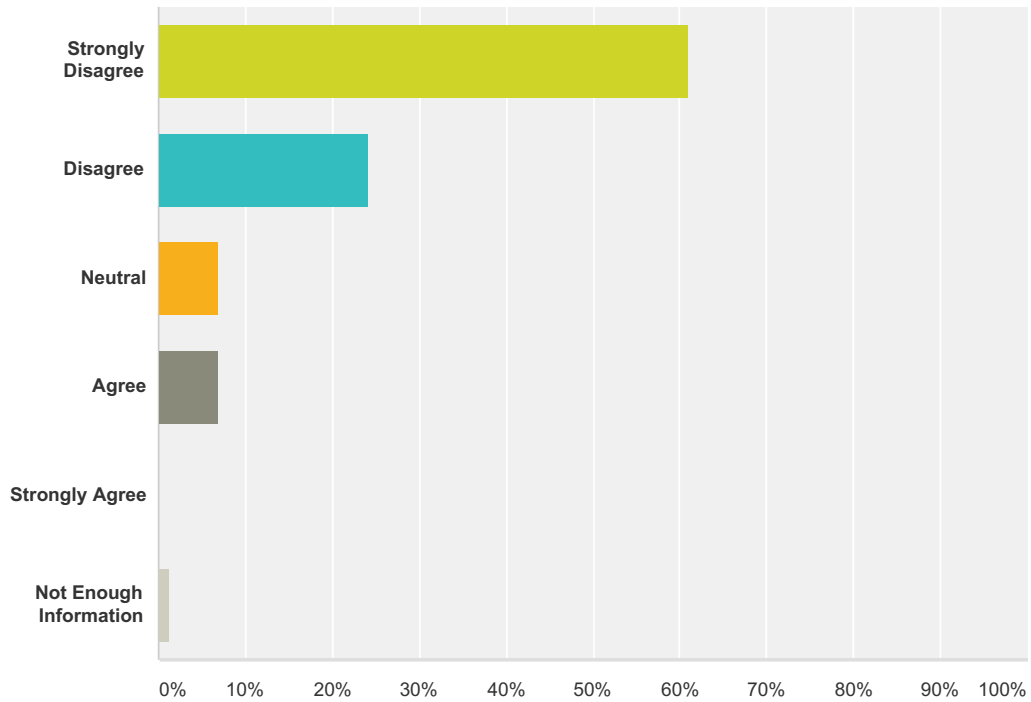
Answered: 87 Skipped: 983



Answer Choices	Responses
Strongly Disagree	0.00% 0
Disagree	4.60% 4
Neutral	5.75% 5
Agree	40.23% 35
Strongly Agree	45.98% 40
Not Enough Information	3.45% 3
Total	87

Q144 My child feels verbally harassed repeatedly at this school.

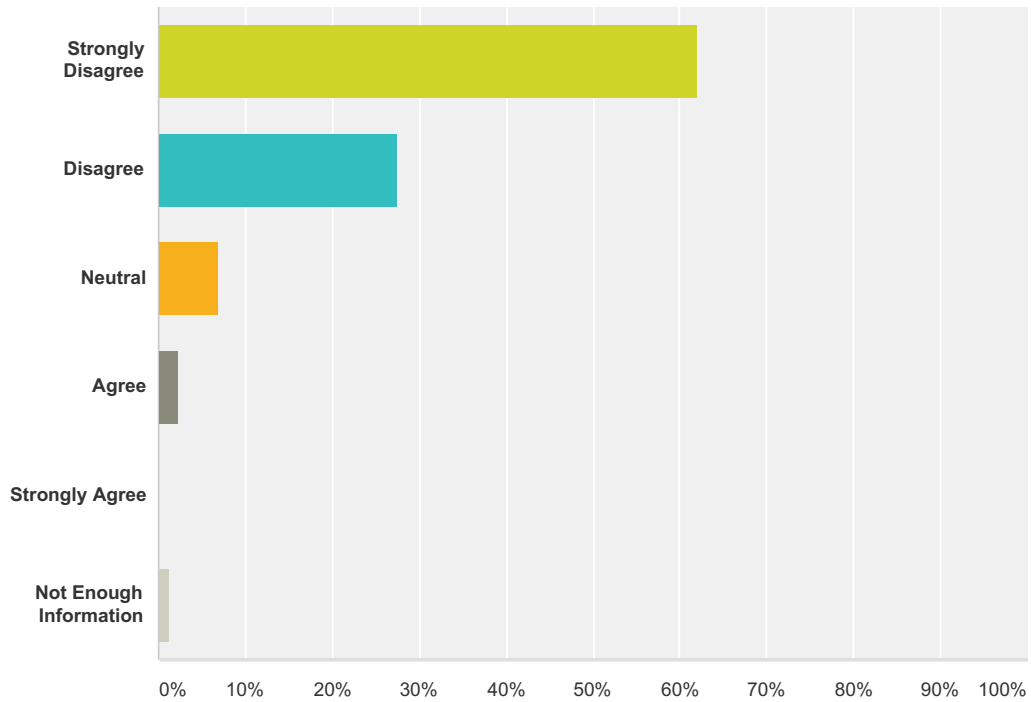
Answered: 87 Skipped: 983



Answer Choices	Responses	Count
Strongly Disagree	60.92%	53
Disagree	24.14%	21
Neutral	6.90%	6
Agree	6.90%	6
Strongly Agree	0.00%	0
Not Enough Information	1.15%	1
Total		87

Q145 My child feels physically harassed repeatedly at this school.

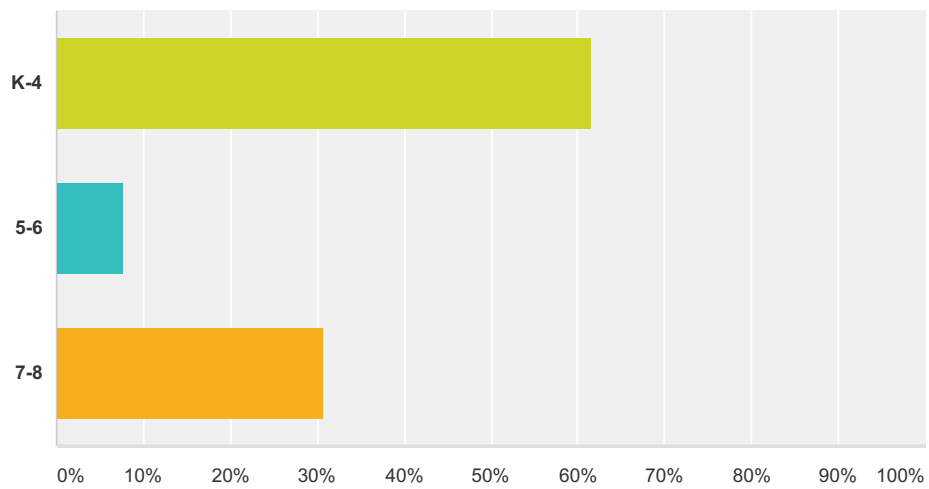
Answered: 87 Skipped: 983



Answer Choices	Responses	Count
Strongly Disagree	62.07%	54
Disagree	27.59%	24
Neutral	6.90%	6
Agree	2.30%	2
Strongly Agree	0.00%	0
Not Enough Information	1.15%	1
Total		87

Q146 CHILD ONE: Please indicate your child's grade:

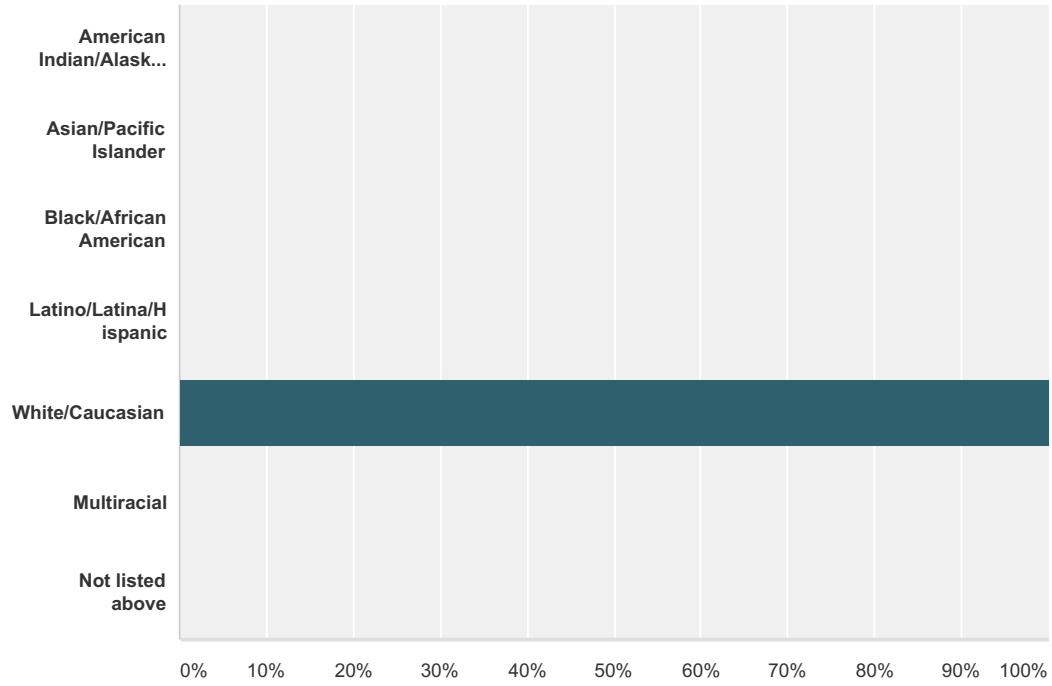
Answered: 13 Skipped: 1,057



Answer Choices	Responses	
K-4	61.54%	8
5-6	7.69%	1
7-8	30.77%	4
Total		13

Q147 How does your child identify (race)?

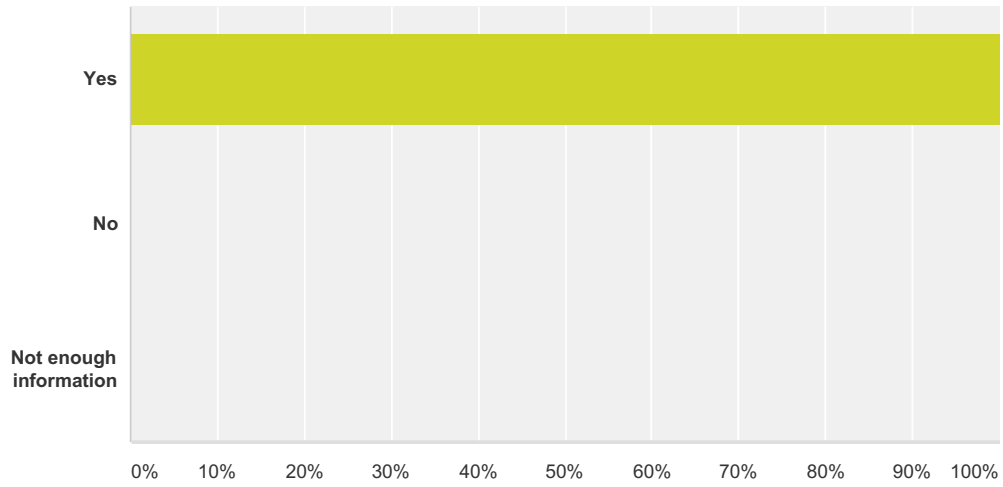
Answered: 13 Skipped: 1,057



Answer Choices	Responses
American Indian/Alaskan Native	0.00% 0
Asian/Pacific Islander	0.00% 0
Black/African American	0.00% 0
Latino/Latina/Hispanic	0.00% 0
White/Caucasian	100.00% 13
Multiracial	0.00% 0
Not listed above	0.00% 0
Total	13

Q148 Is English your child's first language?

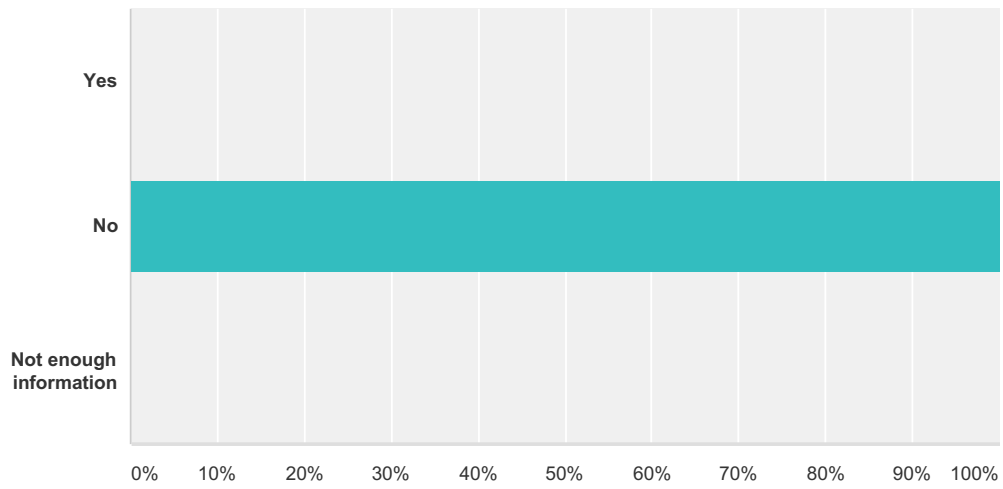
Answered: 13 Skipped: 1,057



Answer Choices	Responses	Count
Yes	100.00%	13
No	0.00%	0
Not enough information	0.00%	0
Total		13

Q149 Does your child qualify for free and reduced lunch?

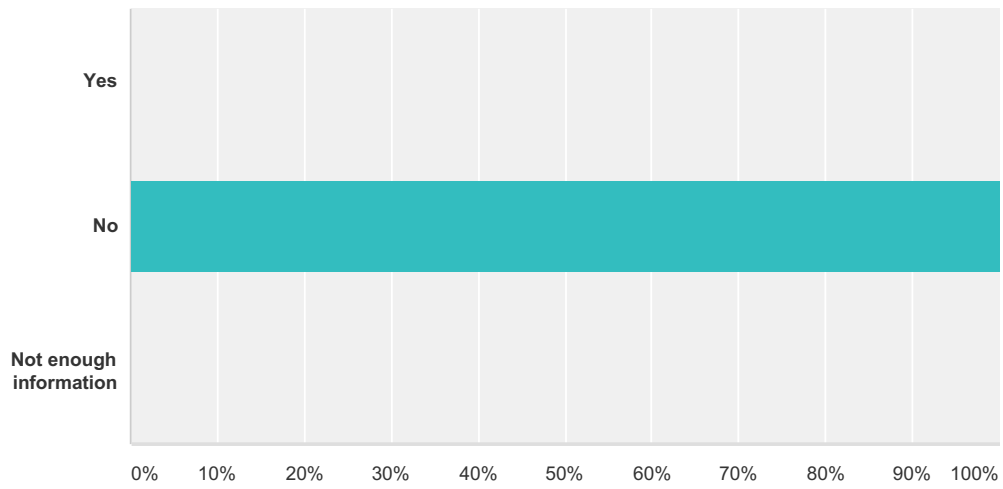
Answered: 13 Skipped: 1,057



Answer Choices	Responses	
Yes	0.00%	0
No	100.00%	13
Not enough information	0.00%	0
Total		13

Q150 Does your child have an IEP (Individualized Education Plan)?

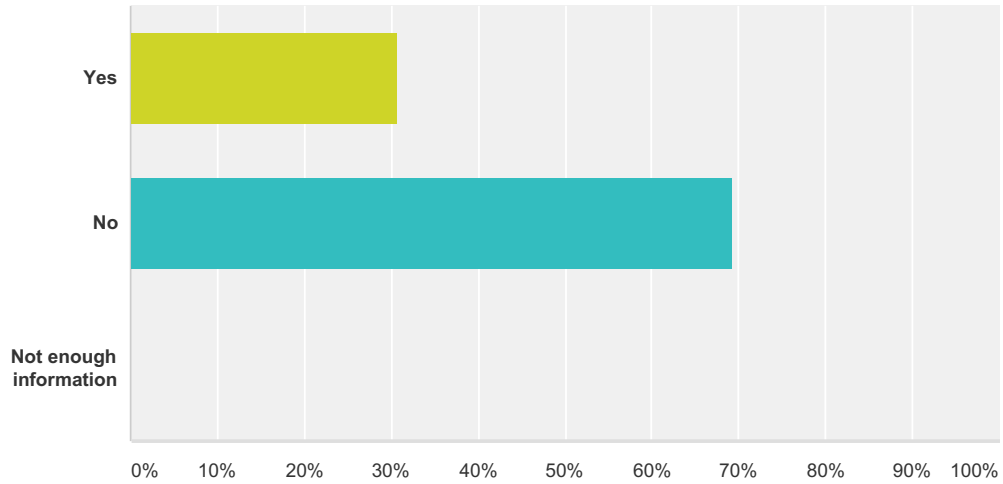
Answered: 13 Skipped: 1,057



Answer Choices	Responses	
Yes	0.00%	0
No	100.00%	13
Not enough information	0.00%	0
Total		13

Q151 Does your child have a disability that is not immediately apparent (i.e., allergy, asthma, diabetes, ADHD, etc.)?

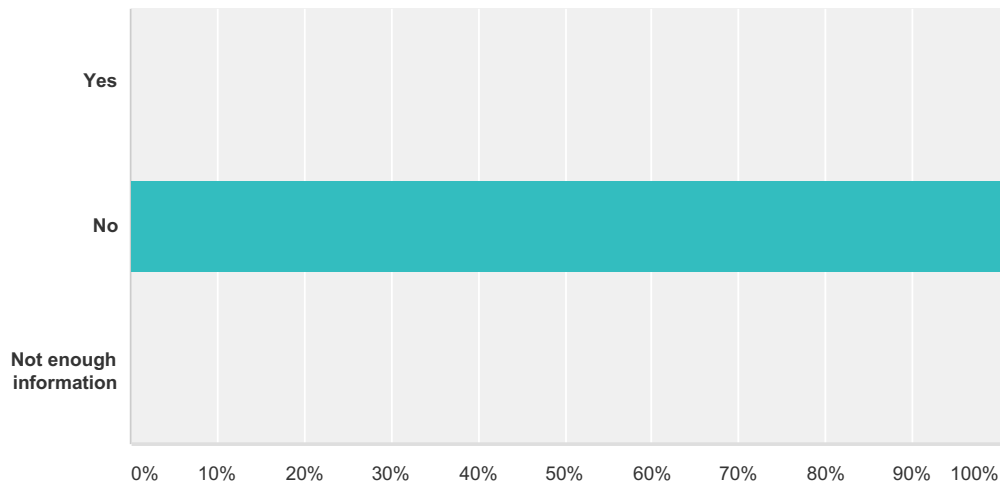
Answered: 13 Skipped: 1,057



Answer Choices	Responses	
Yes	30.77%	4
No	69.23%	9
Not enough information	0.00%	0
Total		13

Q152 Does your child have a visible disability?

Answered: 13 Skipped: 1,057



Answer Choices	Responses	
Yes	0.00%	0
No	100.00%	13
Not enough information	0.00%	0
Total		13

Q153 How does your child identify (sexual orientation)? Please enter "not enough information" if you feel that you do not have enough information to answer this question.

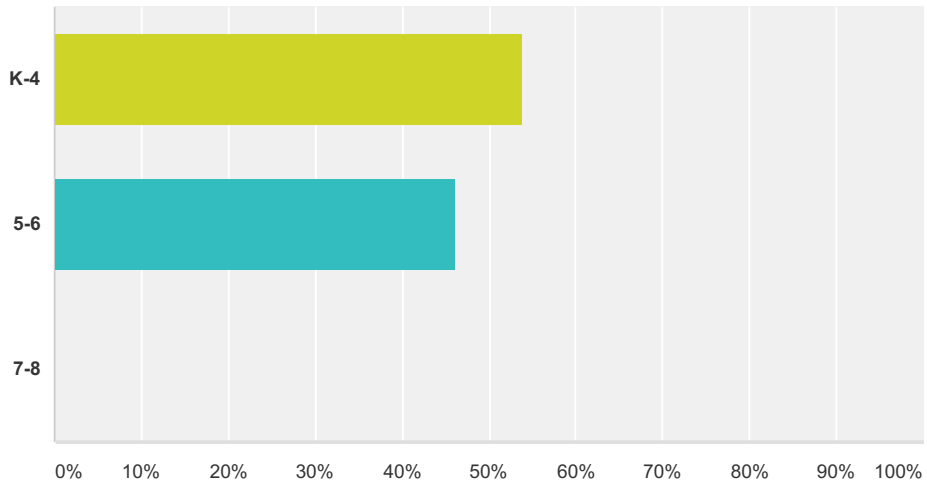
Answered: 10 Skipped: 1,060

Q154 How does your child identify (gender identity)? Please enter "not enough information" if you feel that you do not have enough information to answer this question.

Answered: 10 Skipped: 1,060

Q155 CHILD TWO: Please indicate your child's grade:

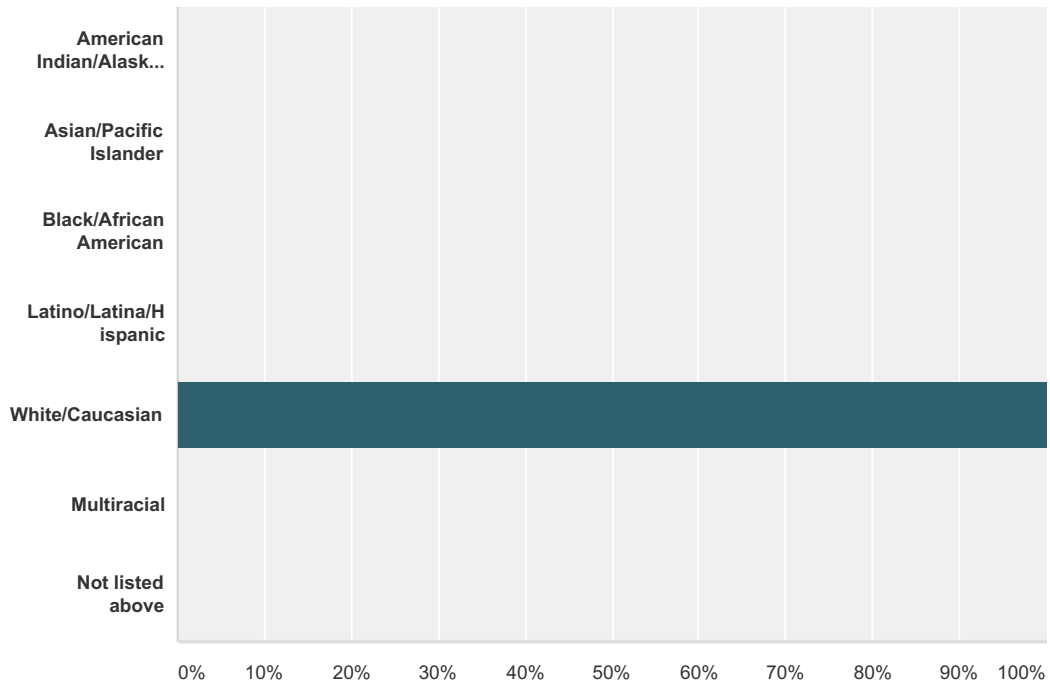
Answered: 13 Skipped: 1,057



Answer Choices	Responses
K-4	53.85% 7
5-6	46.15% 6
7-8	0.00% 0
Total	13

Q156 How does your child identify (race)?

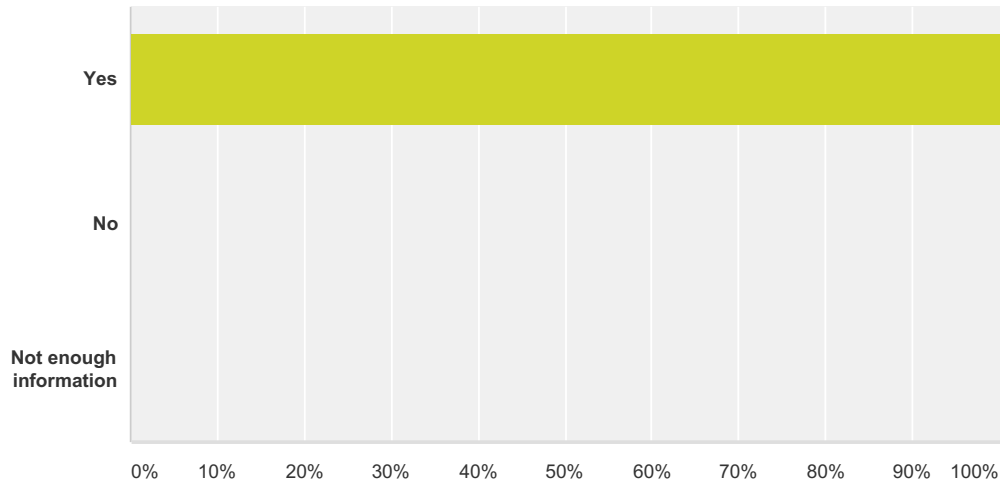
Answered: 13 Skipped: 1,057



Answer Choices	Responses
American Indian/Alaskan Native	0.00% 0
Asian/Pacific Islander	0.00% 0
Black/African American	0.00% 0
Latino/Latina/Hispanic	0.00% 0
White/Caucasian	100.00% 13
Multiracial	0.00% 0
Not listed above	0.00% 0
Total	13

Q157 Is English your child's first language?

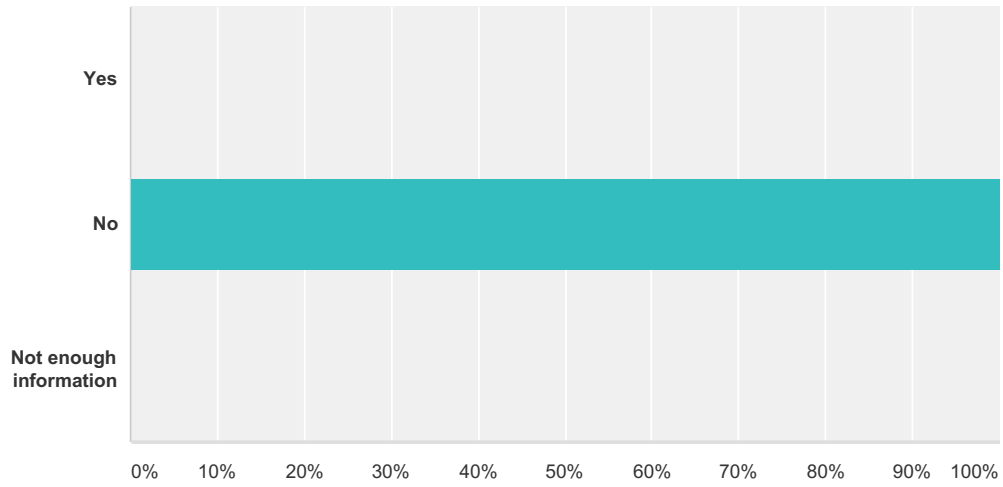
Answered: 13 Skipped: 1,057



Answer Choices	Responses	Count
Yes	100.00%	13
No	0.00%	0
Not enough information	0.00%	0
Total		13

Q158 Does your child qualify for free and reduced lunch?

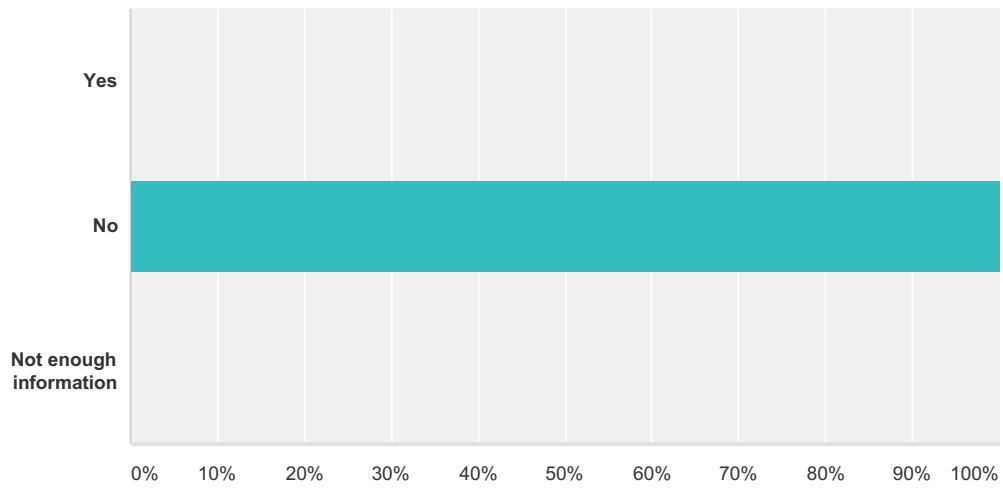
Answered: 13 Skipped: 1,057



Answer Choices	Responses	
Yes	0.00%	0
No	100.00%	13
Not enough information	0.00%	0
Total		13

Q159 Does your child have an IEP (Individualized Education Plan)?

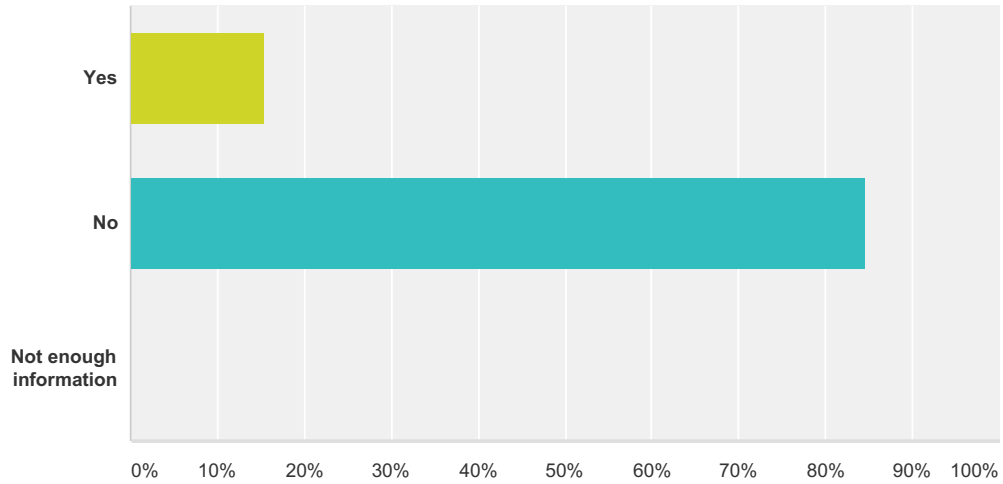
Answered: 13 Skipped: 1,057



Answer Choices	Responses	
Yes	0.00%	0
No	100.00%	13
Not enough information	0.00%	0
Total		13

Q160 Does your child have a disability that is not immediately apparent (i.e., allergy, asthma, diabetes, ADHD, etc.)?

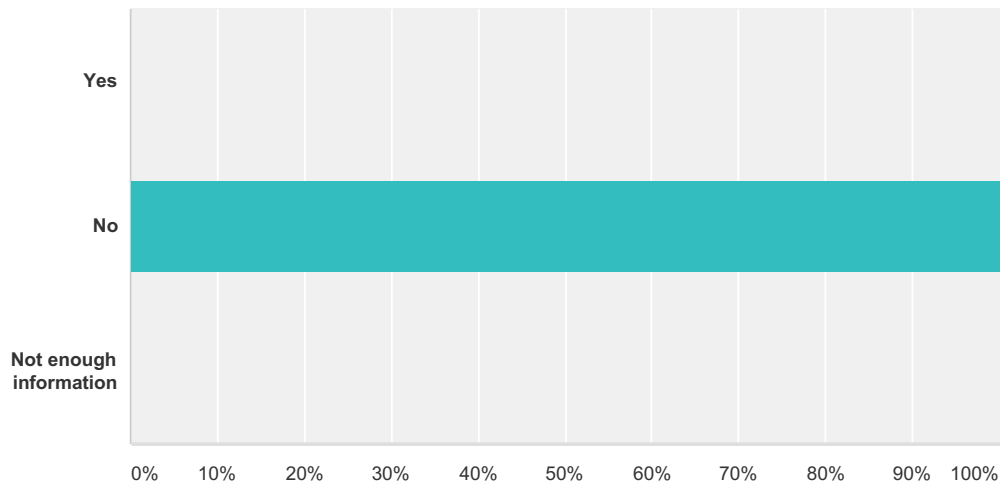
Answered: 13 Skipped: 1,057



Answer Choices	Responses	
Yes	15.38%	2
No	84.62%	11
Not enough information	0.00%	0
Total		13

Q161 Does your child have a visible disability?

Answered: 13 Skipped: 1,057



Answer Choices	Responses	
Yes	0.00%	0
No	100.00%	13
Not enough information	0.00%	0
Total		13

Q162 How does your child identify (sexual orientation)? Please enter "not enough information" if you feel that you do not have enough information to answer this question.

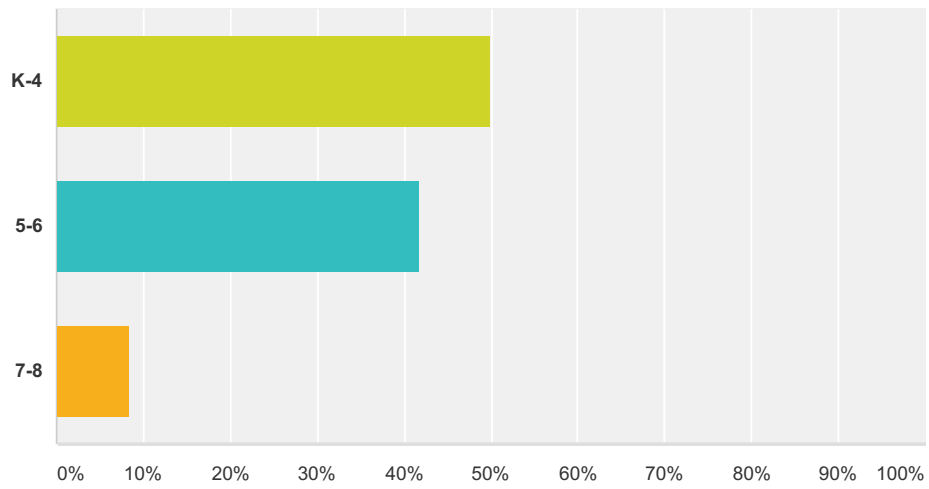
Answered: 9 Skipped: 1,061

Q163 How does your child identify (gender identity)? Please enter "not enough information" if you feel that you do not have enough information to answer this question.

Answered: 10 Skipped: 1,060

Q164 CHILD THREE: Please indicate your child's grade:

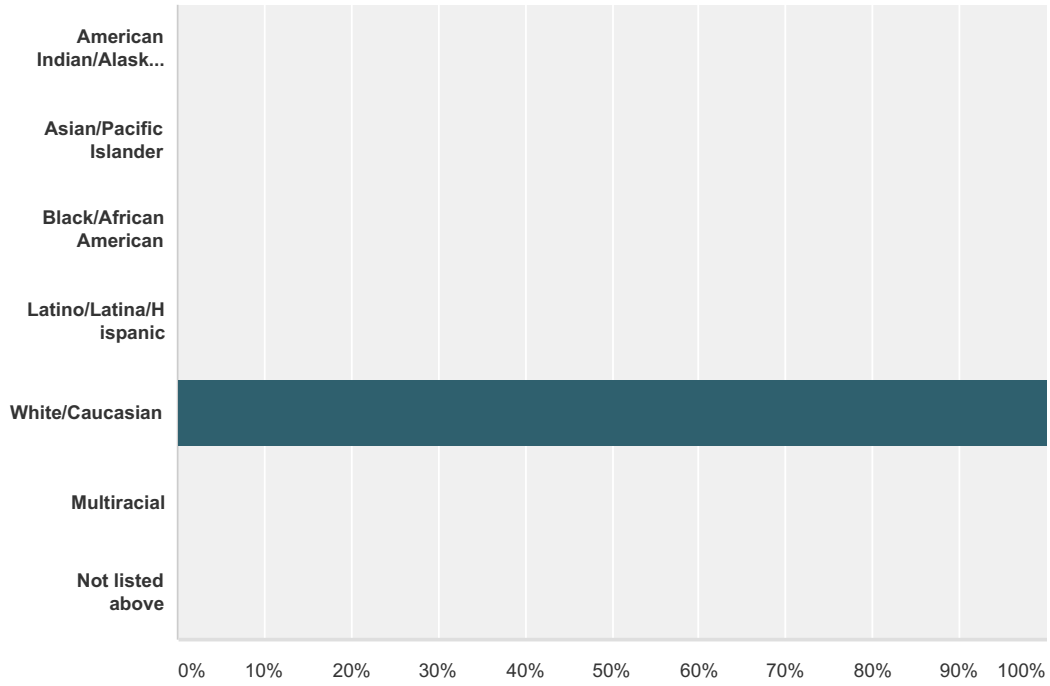
Answered: 12 Skipped: 1,058



Answer Choices	Responses
K-4	50.00% 6
5-6	41.67% 5
7-8	8.33% 1
Total	12

Q165 How does your child identify (race)?

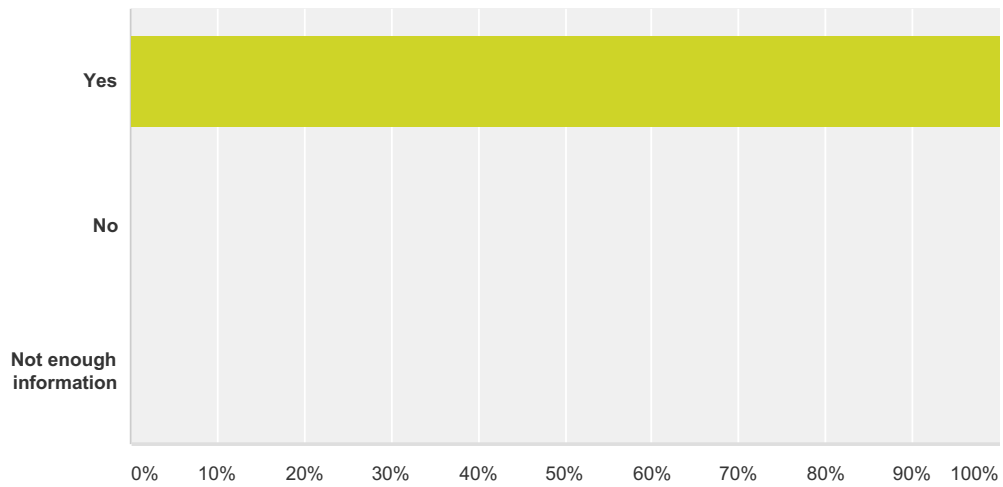
Answered: 13 Skipped: 1,057



Answer Choices	Responses
American Indian/Alaskan Native	0.00% 0
Asian/Pacific Islander	0.00% 0
Black/African American	0.00% 0
Latino/Latina/Hispanic	0.00% 0
White/Caucasian	100.00% 13
Multiracial	0.00% 0
Not listed above	0.00% 0
Total	13

Q166 Is English your child's first language?

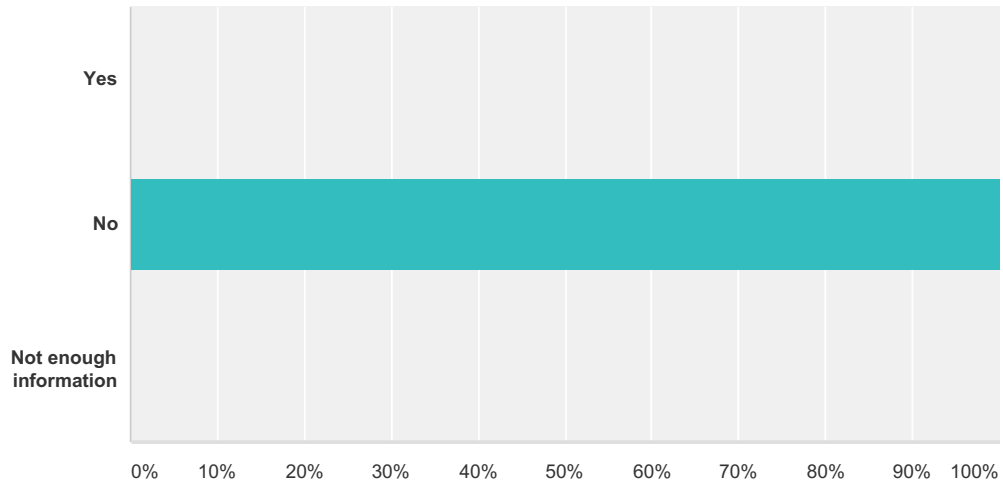
Answered: 13 Skipped: 1,057



Answer Choices	Responses	Count
Yes	100.00%	13
No	0.00%	0
Not enough information	0.00%	0
Total		13

Q167 Does your child qualify for free and reduced lunch?

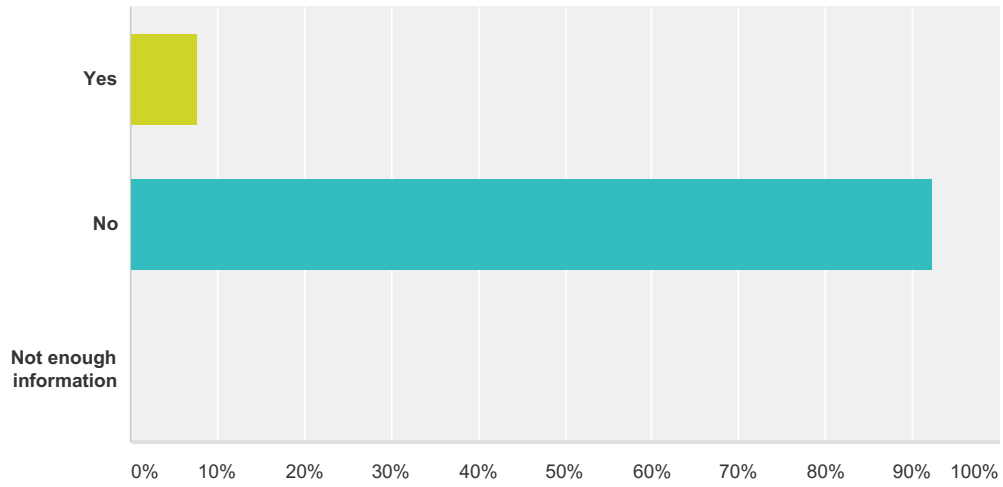
Answered: 13 Skipped: 1,057



Answer Choices	Responses	
Yes	0.00%	0
No	100.00%	13
Not enough information	0.00%	0
Total		13

Q168 Does your child have an IEP (Individualized Education Plan)?

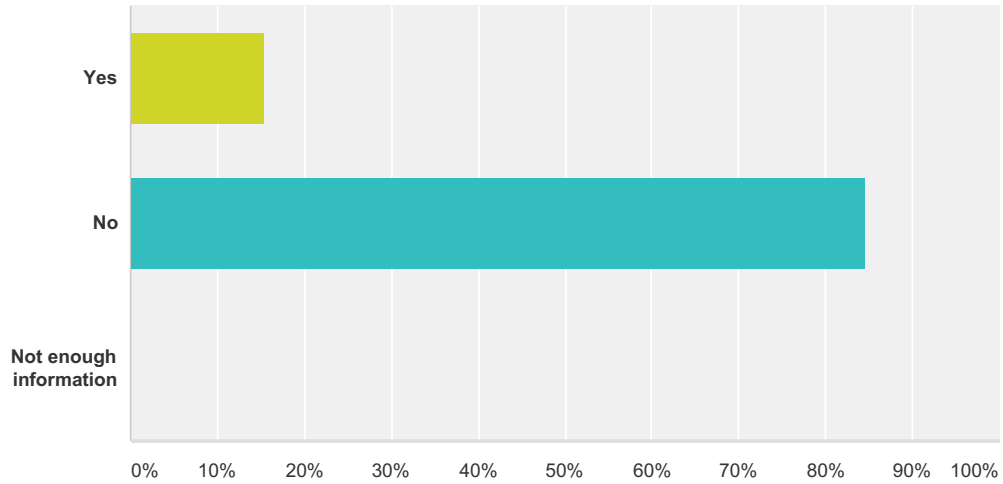
Answered: 13 Skipped: 1,057



Answer Choices	Responses	
Yes	7.69%	1
No	92.31%	12
Not enough information	0.00%	0
Total		13

Q169 Does your child have a disability that is not immediately apparent (i.e., allergy, asthma, diabetes, ADHD, etc.)?

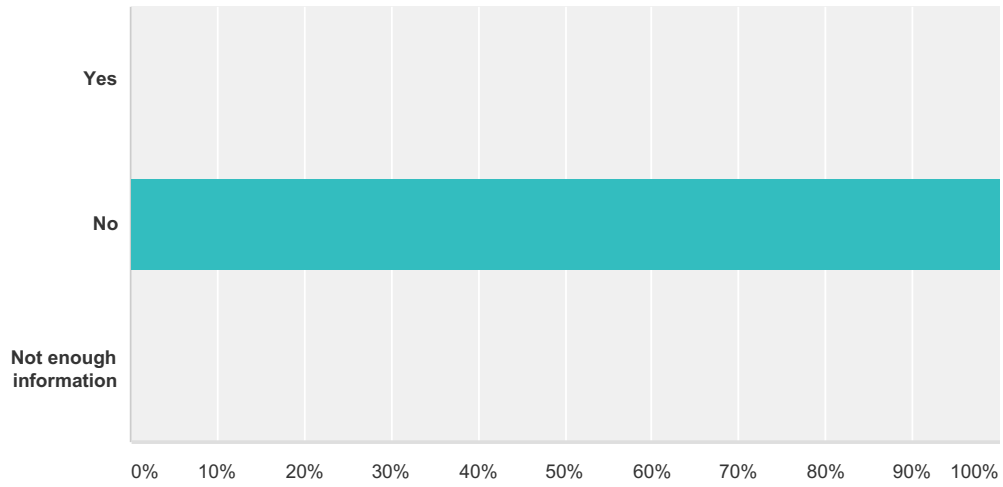
Answered: 13 Skipped: 1,057



Answer Choices	Responses	
Yes	15.38%	2
No	84.62%	11
Not enough information	0.00%	0
Total		13

Q170 Does your child have a visible disability?

Answered: 13 Skipped: 1,057



Answer Choices	Responses	
Yes	0.00%	0
No	100.00%	13
Not enough information	0.00%	0
Total		13

Q171 How does your child identify (sexual orientation)? Please enter "not enough information" if you feel that you do not have enough information to answer this question.

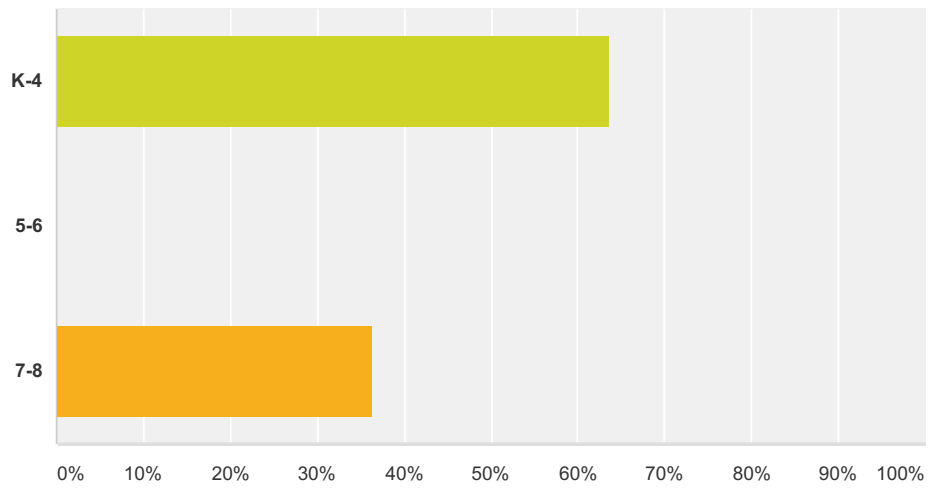
Answered: 9 Skipped: 1,061

Q172 How does your child identify (gender identity)? Please enter "not enough information" if you feel that you do not have enough information to answer this question.

Answered: 10 Skipped: 1,060

Q173 CHILD FOUR: Please indicate your child's grade:

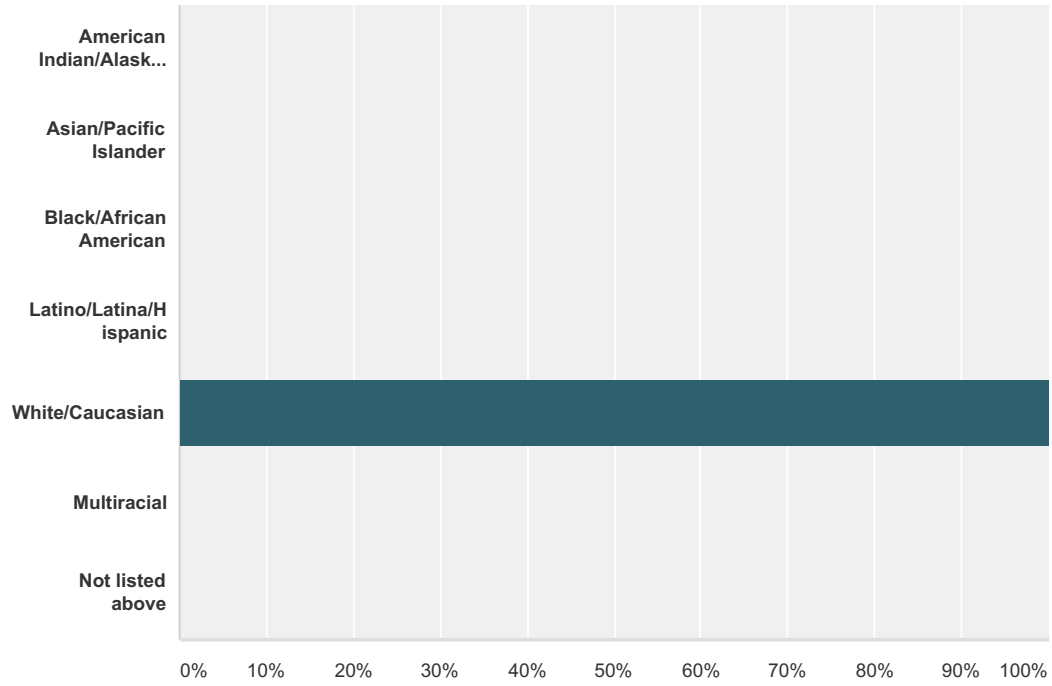
Answered: 11 Skipped: 1,059



Answer Choices	Responses
K-4	63.64% 7
5-6	0.00% 0
7-8	36.36% 4
Total	11

Q174 How does your child identify (race)?

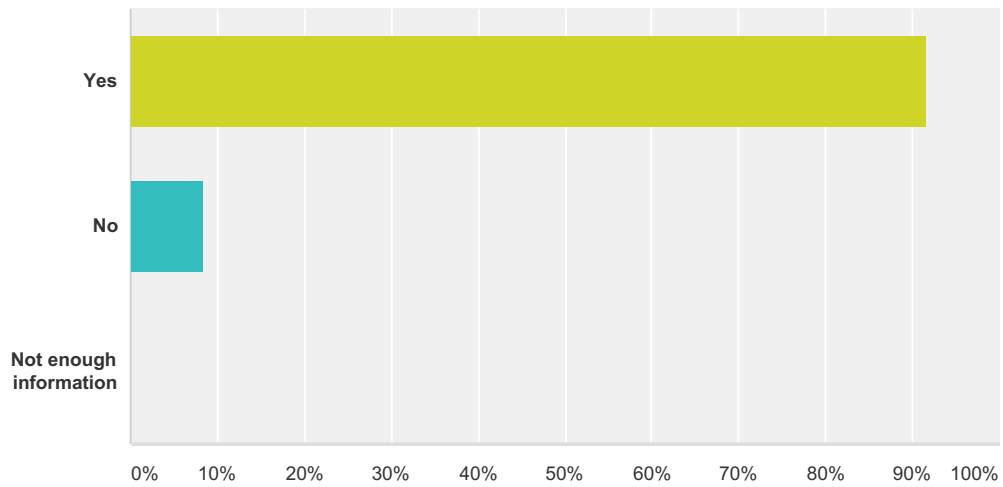
Answered: 12 Skipped: 1,058



Answer Choices	Responses
American Indian/Alaskan Native	0.00% 0
Asian/Pacific Islander	0.00% 0
Black/African American	0.00% 0
Latino/Latina/Hispanic	0.00% 0
White/Caucasian	100.00% 12
Multiracial	0.00% 0
Not listed above	0.00% 0
Total	12

Q175 Is English your child's first language?

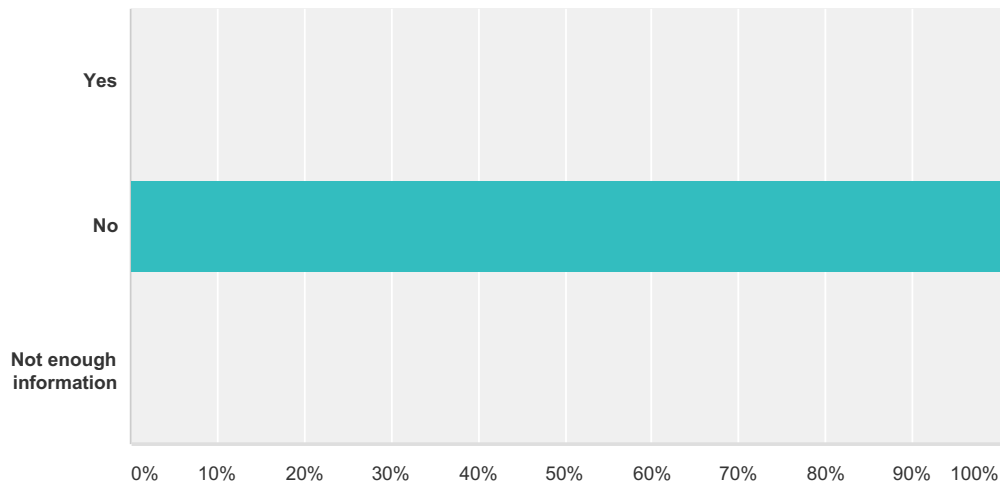
Answered: 12 Skipped: 1,058



Answer Choices	Responses
Yes	91.67% 11
No	8.33% 1
Not enough information	0.00% 0
Total	12

Q176 Does your child qualify for free and reduced lunch?

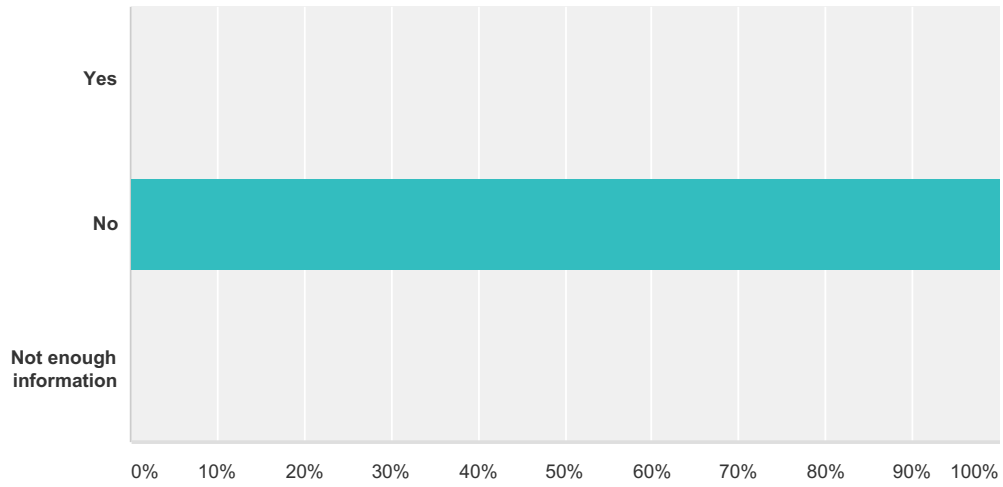
Answered: 12 Skipped: 1,058



Answer Choices	Responses	
Yes	0.00%	0
No	100.00%	12
Not enough information	0.00%	0
Total		12

Q177 Does your child have an IEP (Individualized Education Plan)?

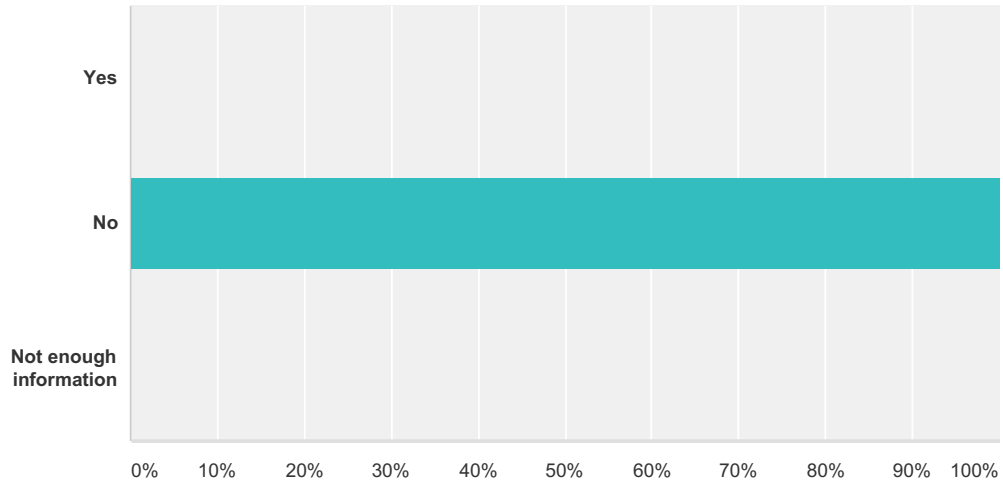
Answered: 12 Skipped: 1,058



Answer Choices	Responses	
Yes	0.00%	0
No	100.00%	12
Not enough information	0.00%	0
Total		12

Q178 Does your child have a disability that is not immediately apparent (i.e., allergy, asthma, diabetes, ADHD, etc.)?

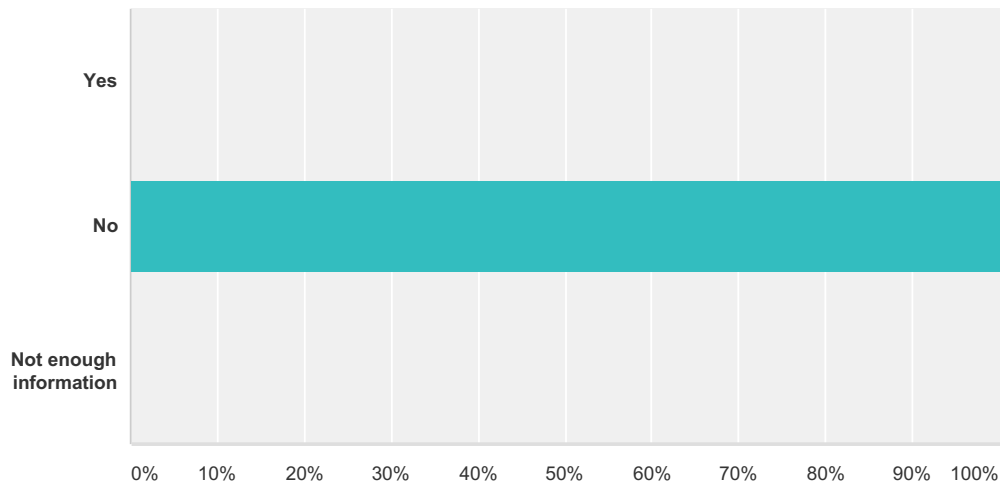
Answered: 12 Skipped: 1,058



Answer Choices	Responses	Count
Yes	0.00%	0
No	100.00%	12
Not enough information	0.00%	0
Total		12

Q179 Does your child have a visible disability?

Answered: 12 Skipped: 1,058



Answer Choices	Responses	
Yes	0.00%	0
No	100.00%	12
Not enough information	0.00%	0
Total		12

Q180 How does your child identify (sexual orientation)? Please enter "not enough information" if you feel that you do not have enough information to answer this question.

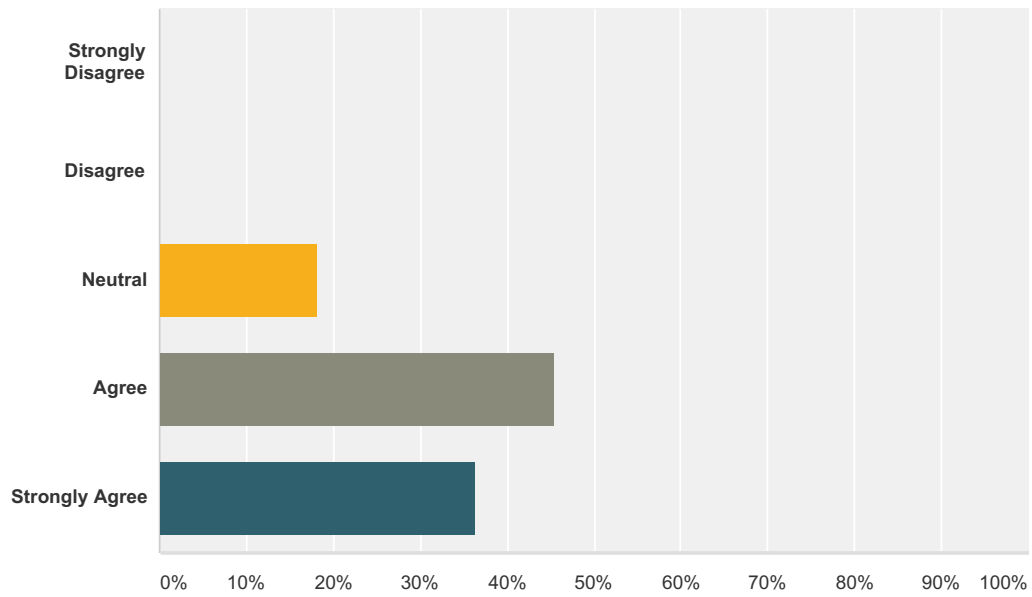
Answered: 9 Skipped: 1,061

Q181 How does your child identify (gender identity)? Please enter "not enough information" if you feel that you do not have enough information to answer this question.

Answered: 9 Skipped: 1,061

Q182 CHILD ONE: My child feels included in the school community.

Answered: 11 Skipped: 1,059



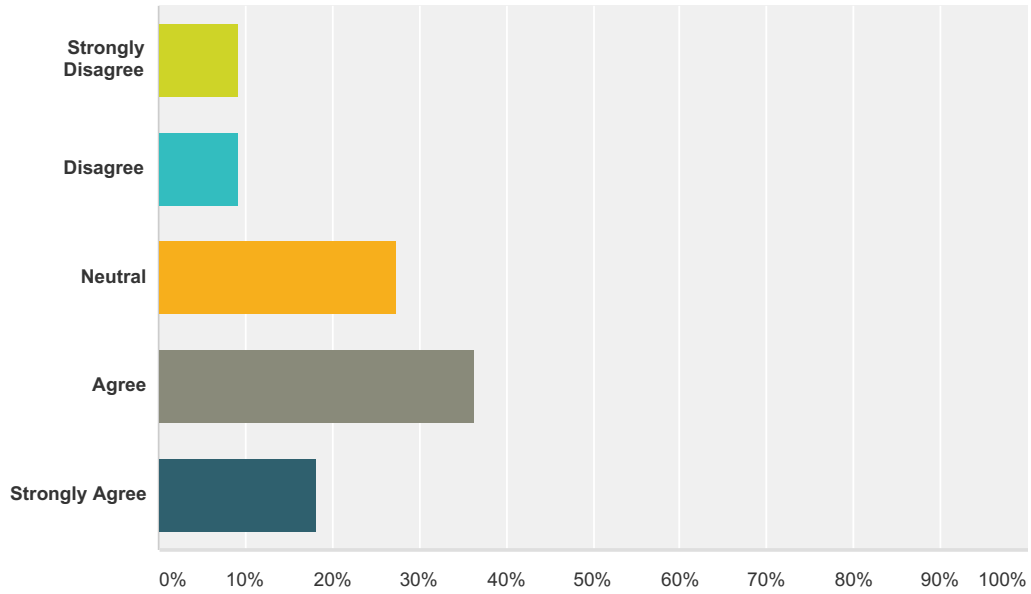
Answer Choices	Responses
Strongly Disagree	0.00% 0
Disagree	0.00% 0
Neutral	18.18% 2
Agree	45.45% 5
Strongly Agree	36.36% 4
Total	11

Q183 Please comment below (optional):

Answered: 2 Skipped: 1,068

Q184 People of different backgrounds/opinions/learning styles feel included at my child's school.

Answered: 11 Skipped: 1,059



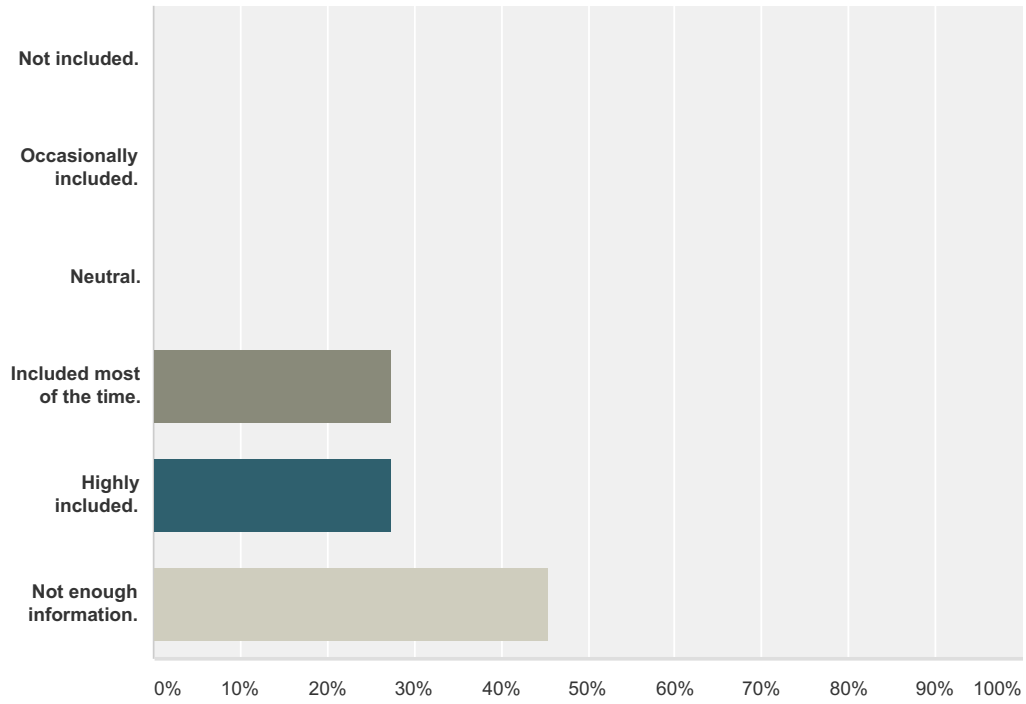
Answer Choices	Responses
Strongly Disagree	9.09% 1
Disagree	9.09% 1
Neutral	27.27% 3
Agree	36.36% 4
Strongly Agree	18.18% 2
Total	11

Q185 Please comment below (optional):

Answered: 3 Skipped: 1,067

Q186 Please indicate the level of inclusion that each group feels: Students of different racial backgrounds feel:

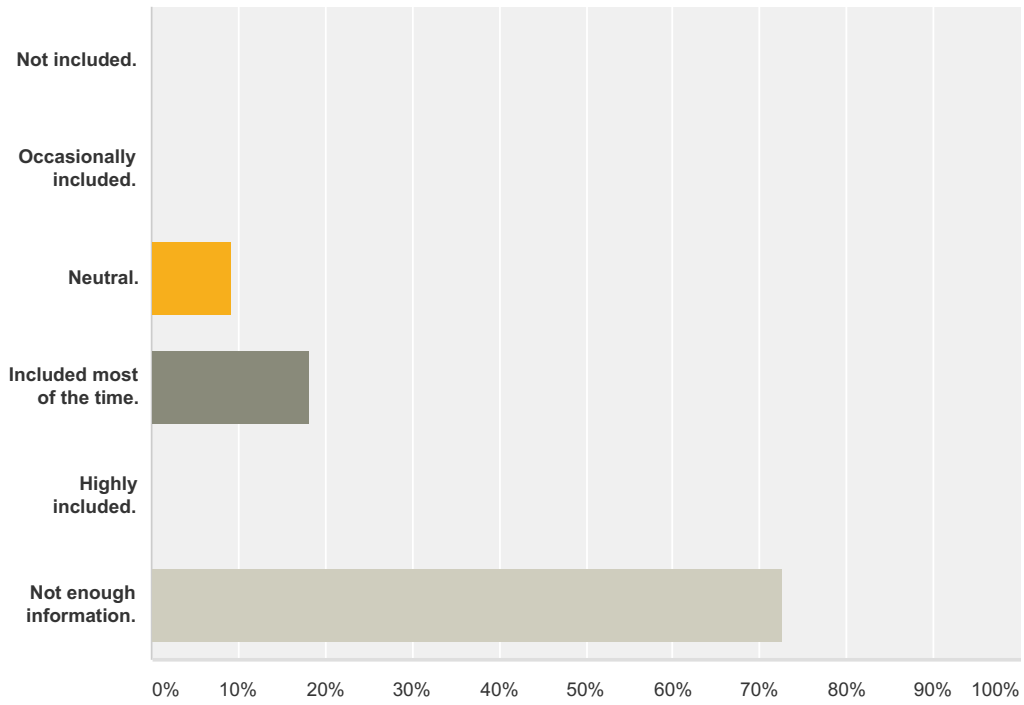
Answered: 11 Skipped: 1,059



Answer Choices	Responses
Not included.	0.00% 0
Occasionally included.	0.00% 0
Neutral.	0.00% 0
Included most of the time.	27.27% 3
Highly included.	27.27% 3
Not enough information.	45.45% 5
Total	11

Q187 Students who identify as LGBT feel:

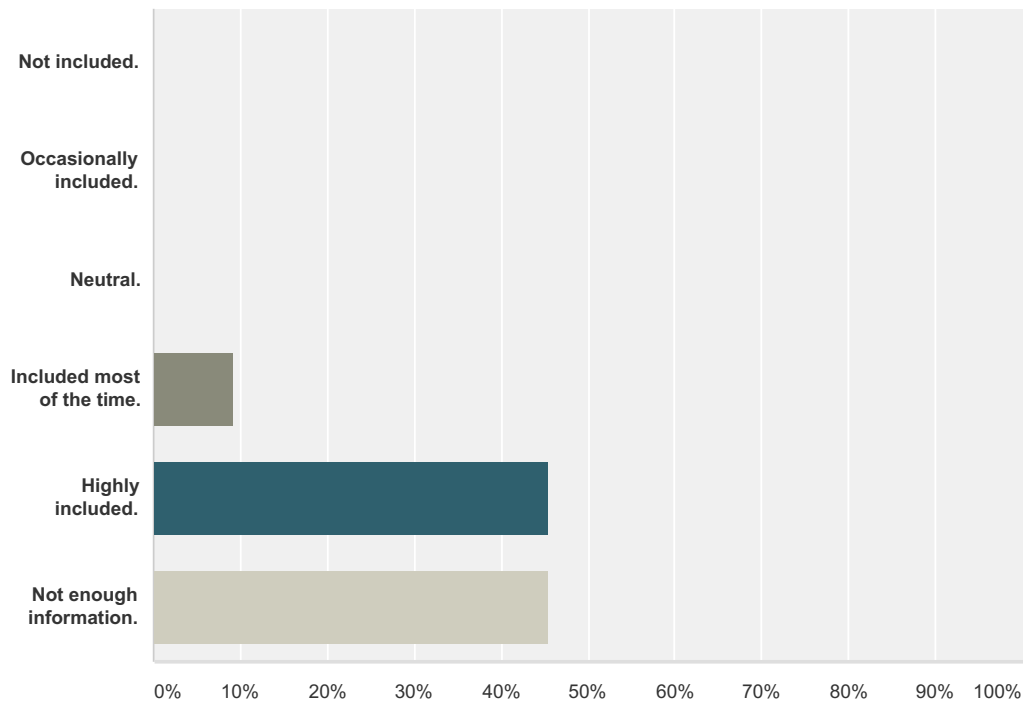
Answered: 11 Skipped: 1,059



Answer Choices	Responses
Not included.	0.00% 0
Occasionally included.	0.00% 0
Neutral.	9.09% 1
Included most of the time.	18.18% 2
Highly included.	0.00% 0
Not enough information.	72.73% 8
Total	11

Q188 Students who identify with different religious backgrounds feel:

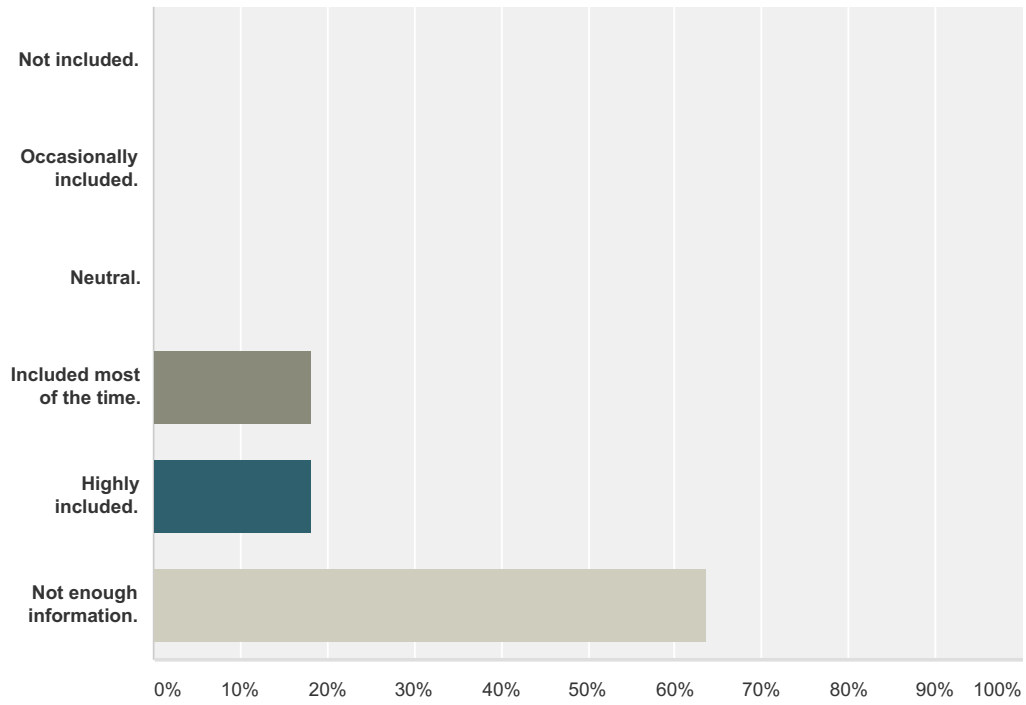
Answered: 11 Skipped: 1,059



Answer Choices	Responses
Not included.	0.00% 0
Occasionally included.	0.00% 0
Neutral.	0.00% 0
Included most of the time.	9.09% 1
Highly included.	45.45% 5
Not enough information.	45.45% 5
Total	11

Q189 Students from lower socioeconomic backgrounds feel:

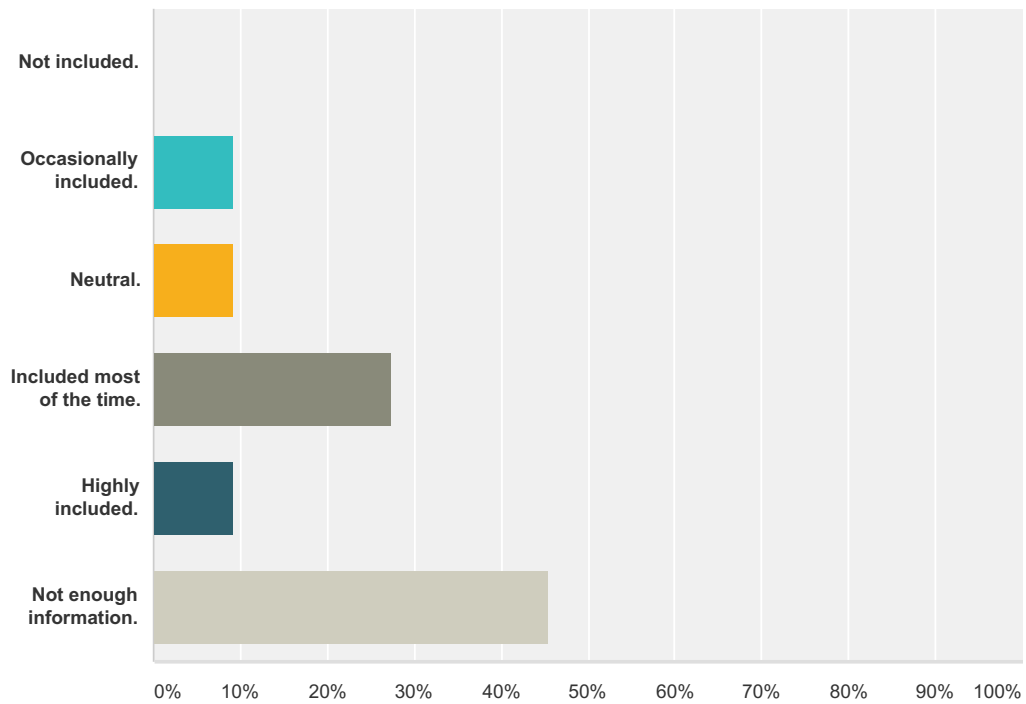
Answered: 11 Skipped: 1,059



Answer Choices	Responses
Not included.	0.00% 0
Occasionally included.	0.00% 0
Neutral.	0.00% 0
Included most of the time.	18.18% 2
Highly included.	18.18% 2
Not enough information.	63.64% 7
Total	11

Q190 Students with unique physical, cognitive, medical, or emotional needs feel:

Answered: 11 Skipped: 1,059



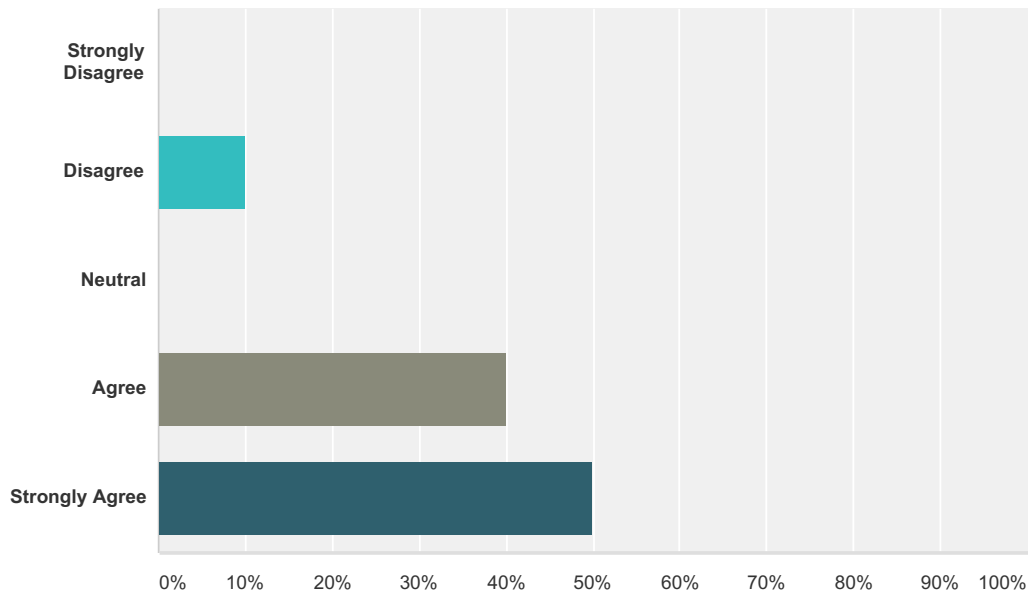
Answer Choices	Responses
Not included.	0.00% 0
Occasionally included.	9.09% 1
Neutral.	9.09% 1
Included most of the time.	27.27% 3
Highly included.	9.09% 1
Not enough information.	45.45% 5
Total	11

Q191 Please share any additional insights you have regarding children and their sense of belonging or inclusion in the school environment.

Answered: 2 Skipped: 1,068

Q192 CHILD TWO: My child feels included in the school community.

Answered: 10 Skipped: 1,060



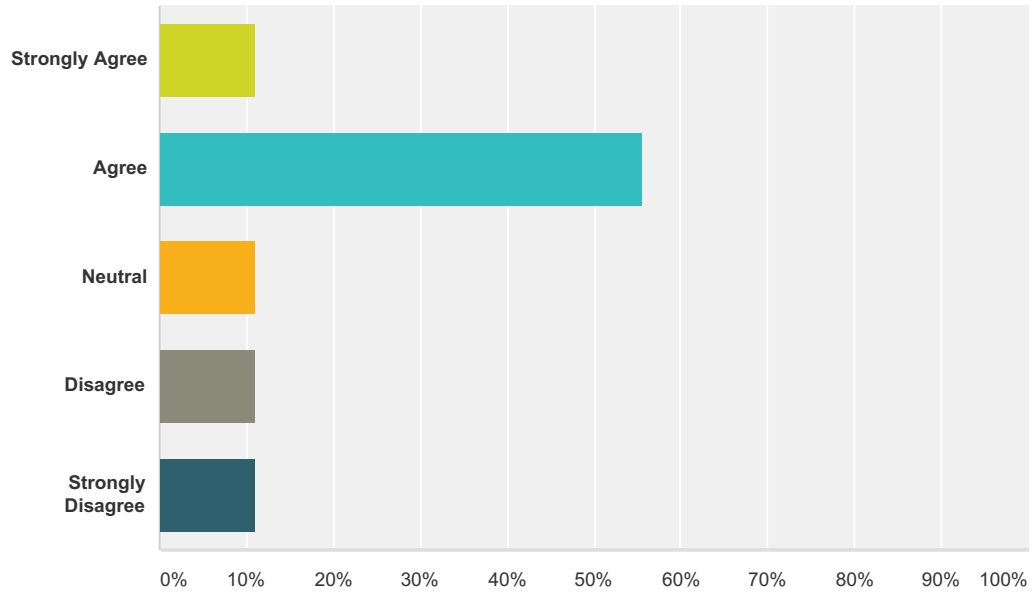
Answer Choices	Responses
Strongly Disagree	0.00% 0
Disagree	10.00% 1
Neutral	0.00% 0
Agree	40.00% 4
Strongly Agree	50.00% 5
Total	10

Q193 Please comment below (optional):

Answered: 1 Skipped: 1,069

Q194 People of different backgrounds/opinions/learning styles feel included at my child's school.

Answered: 9 Skipped: 1,061



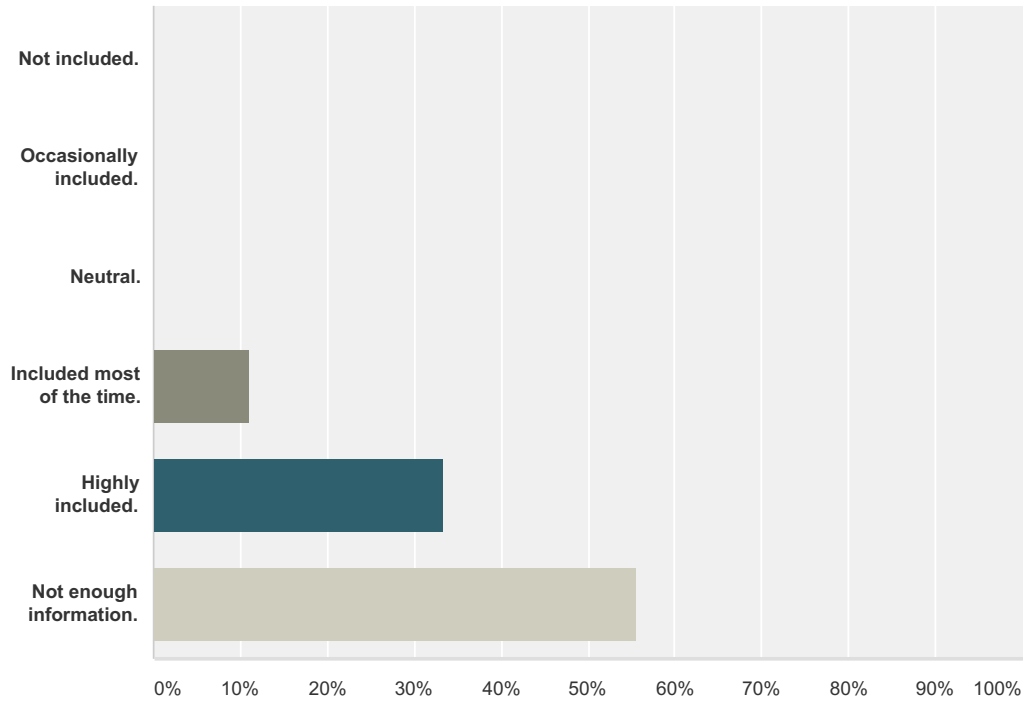
Answer Choices	Responses
Strongly Agree	11.11% 1
Agree	55.56% 5
Neutral	11.11% 1
Disagree	11.11% 1
Strongly Disagree	11.11% 1
Total	9

Q195 Please comment below (optional):

Answered: 3 Skipped: 1,067

Q196 Please indicate the level of inclusion that each group feels: Students of different racial backgrounds feel:

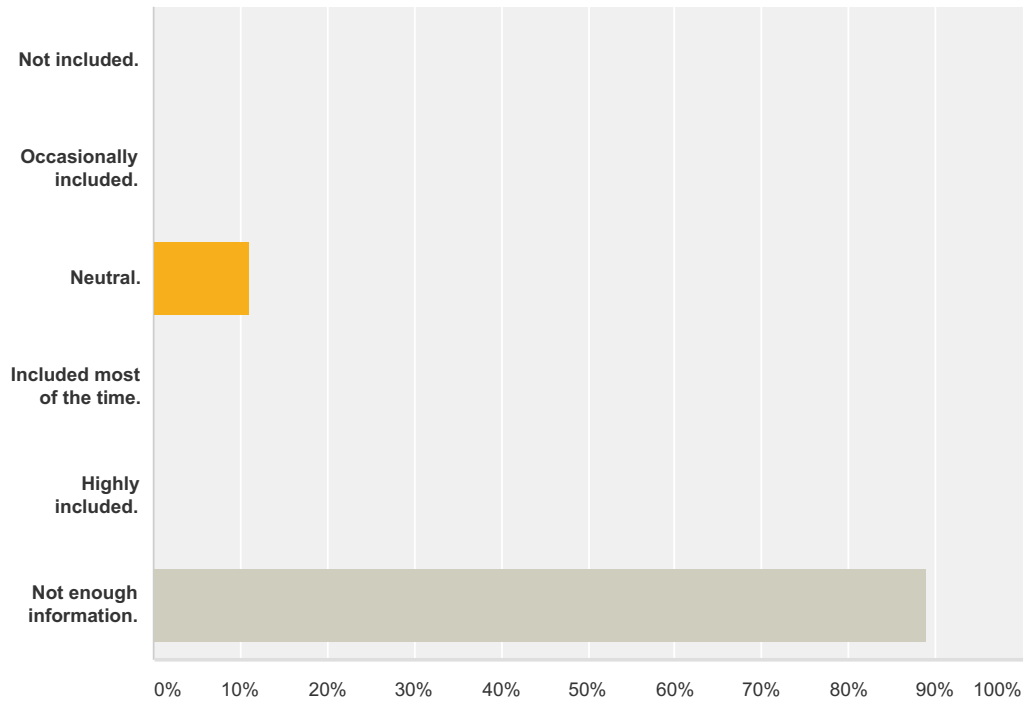
Answered: 9 Skipped: 1,061



Answer Choices	Responses
Not included.	0.00% 0
Occasionally included.	0.00% 0
Neutral.	0.00% 0
Included most of the time.	11.11% 1
Highly included.	33.33% 3
Not enough information.	55.56% 5
Total	9

Q197 Students who identify as LGBT feel:

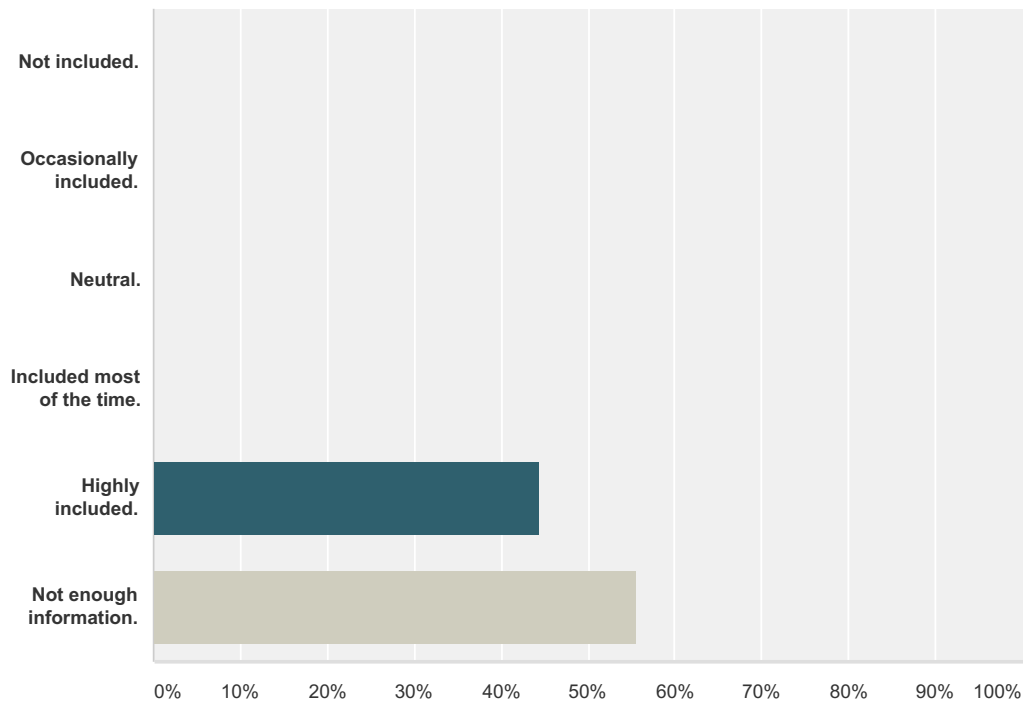
Answered: 9 Skipped: 1,061



Answer Choices	Responses	Count
Not included.	0.00%	0
Occasionally included.	0.00%	0
Neutral.	11.11%	1
Included most of the time.	0.00%	0
Highly included.	0.00%	0
Not enough information.	88.89%	8
Total		9

Q198 Students who identify with different religious backgrounds feel:

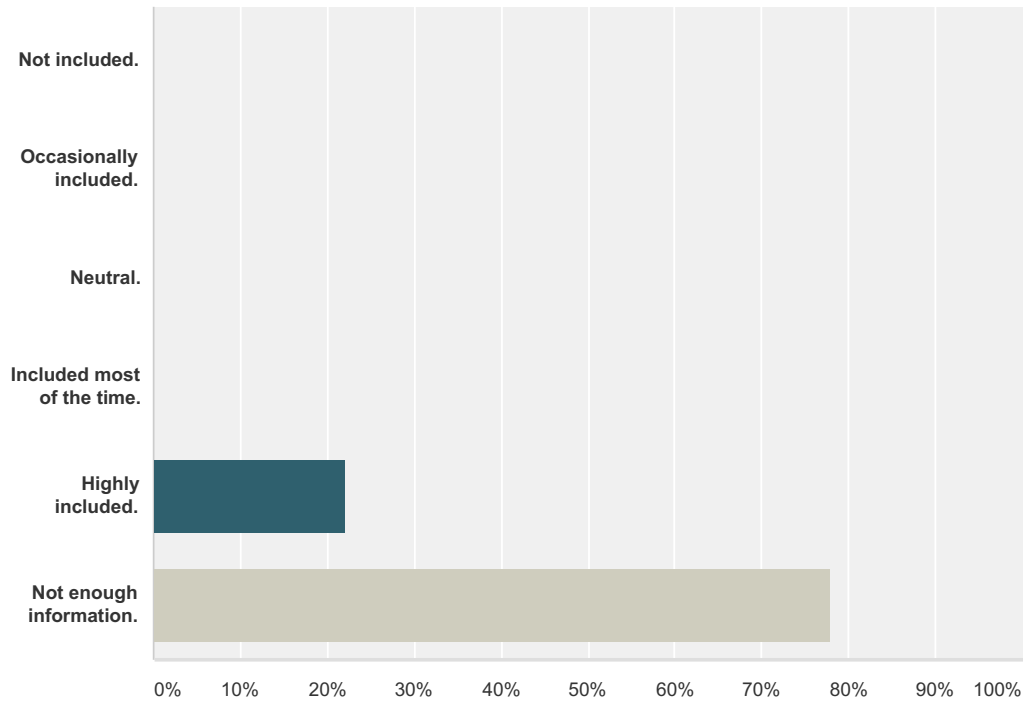
Answered: 9 Skipped: 1,061



Answer Choices	Responses
Not included.	0.00% 0
Occasionally included.	0.00% 0
Neutral.	0.00% 0
Included most of the time.	0.00% 0
Highly included.	44.44% 4
Not enough information.	55.56% 5
Total	9

Q199 Students from lower socioeconomic backgrounds feel:

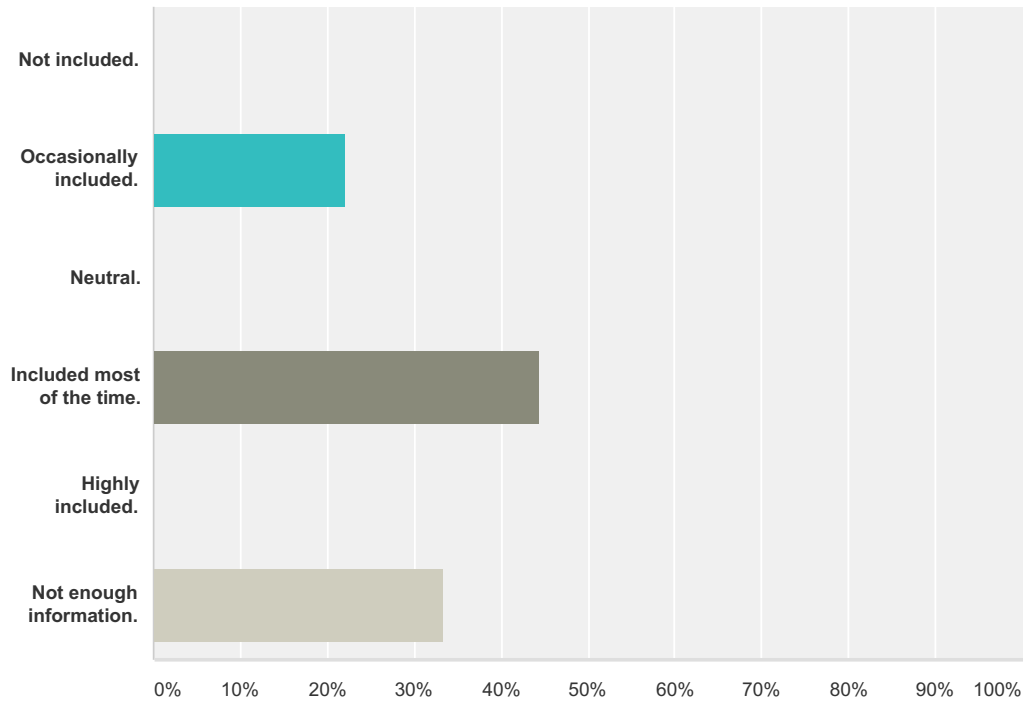
Answered: 9 Skipped: 1,061



Answer Choices	Responses	
Not included.	0.00%	0
Occasionally included.	0.00%	0
Neutral.	0.00%	0
Included most of the time.	0.00%	0
Highly included.	22.22%	2
Not enough information.	77.78%	7
Total		9

Q200 Students with unique physical, cognitive, medical, or emotional needs feel:

Answered: 9 Skipped: 1,061



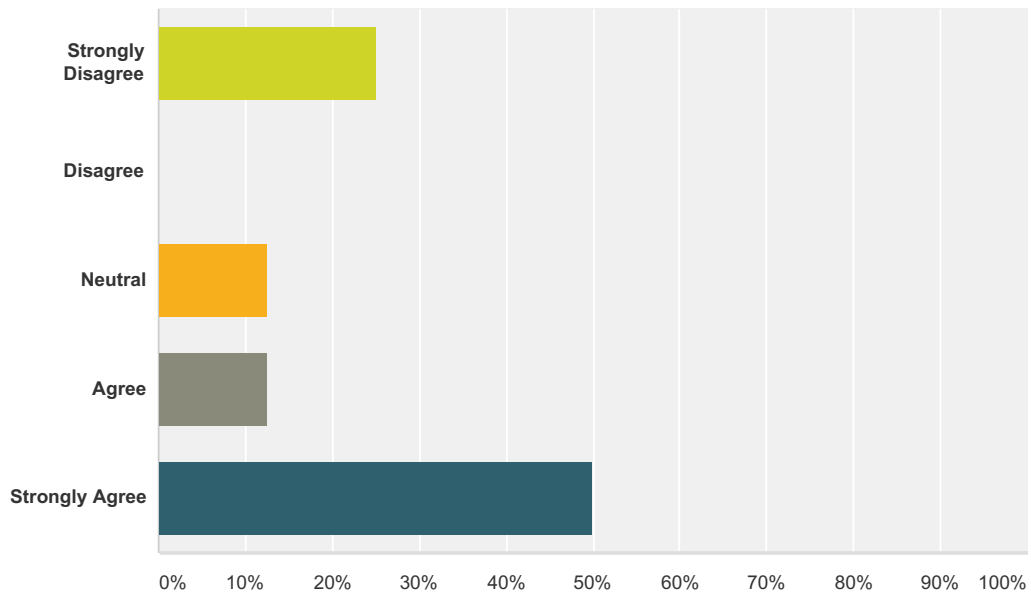
Answer Choices	Responses
Not included.	0.00% 0
Occasionally included.	22.22% 2
Neutral.	0.00% 0
Included most of the time.	44.44% 4
Highly included.	0.00% 0
Not enough information.	33.33% 3
Total	9

Q201 Please share any additional insights you have regarding children and their sense of belonging or inclusion in the school environment.

Answered: 0 Skipped: 1,070

Q202 CHILD THREE:My child feels included in the school community.

Answered: 8 Skipped: 1,062



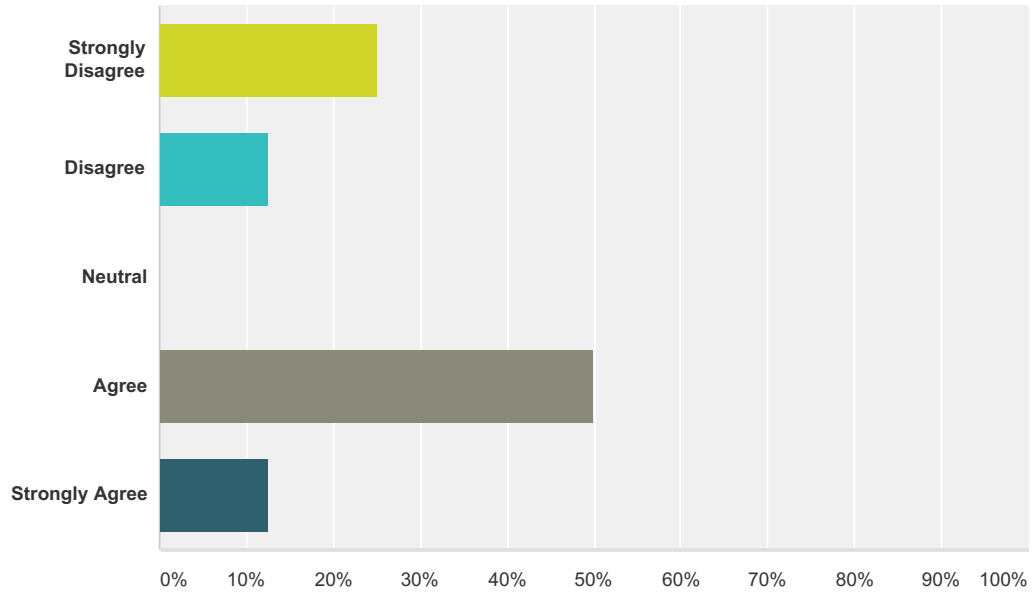
Answer Choices	Responses
Strongly Disagree	25.00% 2
Disagree	0.00% 0
Neutral	12.50% 1
Agree	12.50% 1
Strongly Agree	50.00% 4
Total	8

Q203 Please comment below (optional):

Answered: 3 Skipped: 1,067

Q204 People of different backgrounds/opinions/learning styles feel included at my child's school.

Answered: 8 Skipped: 1,062



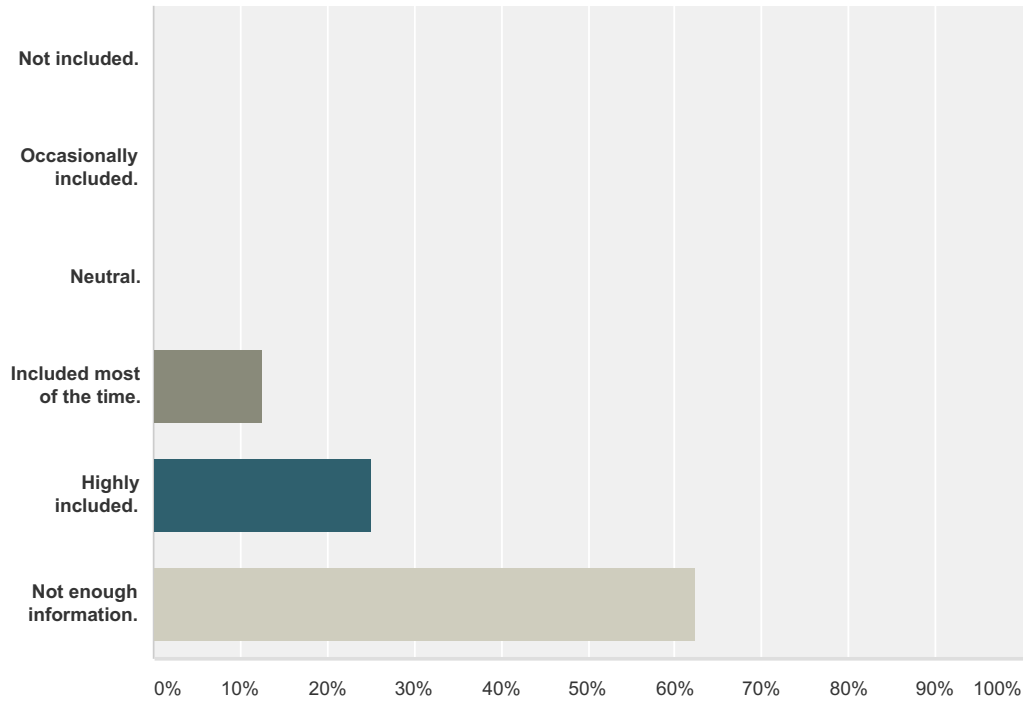
Answer Choices	Responses	Count
Strongly Disagree	25.00%	2
Disagree	12.50%	1
Neutral	0.00%	0
Agree	50.00%	4
Strongly Agree	12.50%	1
Total		8

Q205 Please comment below (optional):

Answered: 0 Skipped: 1,070

Q206 Please indicate the level of inclusion that each group feels: Students of different racial backgrounds feel:

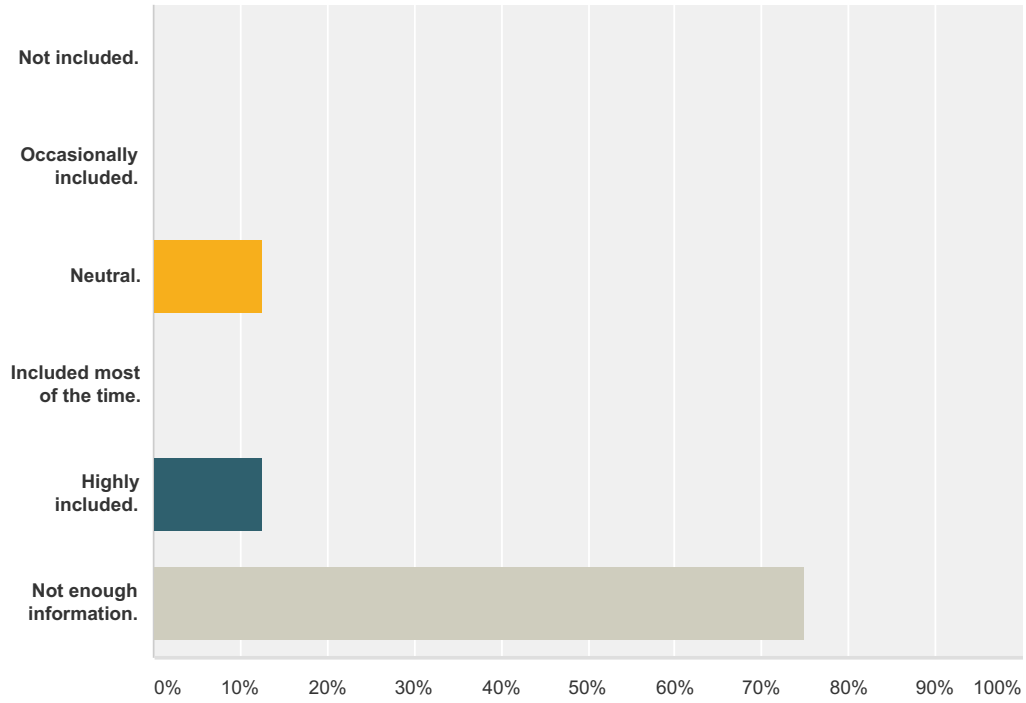
Answered: 8 Skipped: 1,062



Answer Choices	Responses
Not included.	0.00% 0
Occasionally included.	0.00% 0
Neutral.	0.00% 0
Included most of the time.	12.50% 1
Highly included.	25.00% 2
Not enough information.	62.50% 5
Total	8

Q207 Students who identify as LGBT feel:

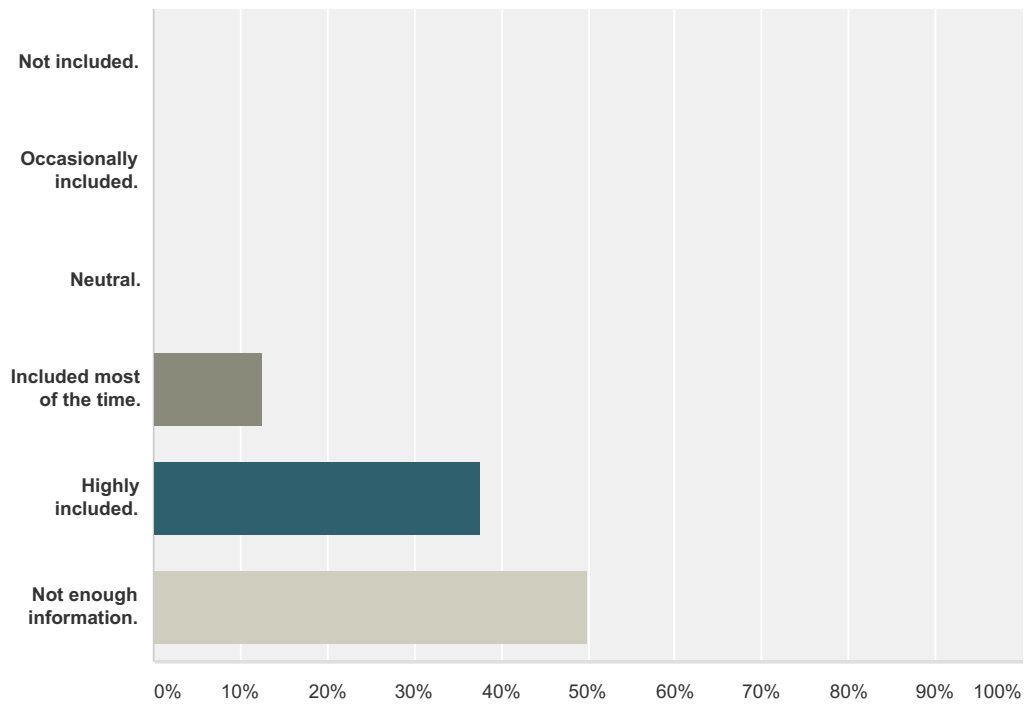
Answered: 8 Skipped: 1,062



Answer Choices	Responses	Count
Not included.	0.00%	0
Occasionally included.	0.00%	0
Neutral.	12.50%	1
Included most of the time.	0.00%	0
Highly included.	12.50%	1
Not enough information.	75.00%	6
Total		8

Q208 Students who identify with different religious backgrounds feel:

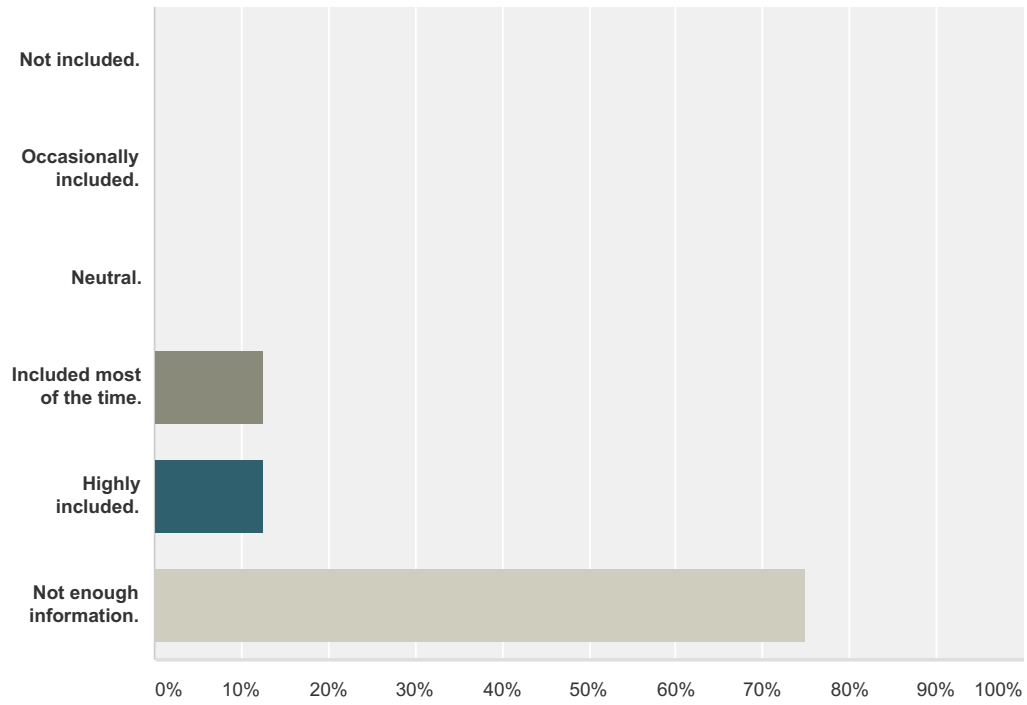
Answered: 8 Skipped: 1,062



Answer Choices	Responses
Not included.	0.00% 0
Occasionally included.	0.00% 0
Neutral.	0.00% 0
Included most of the time.	12.50% 1
Highly included.	37.50% 3
Not enough information.	50.00% 4
Total	8

Q209 Students from lower socioeconomic backgrounds feel:

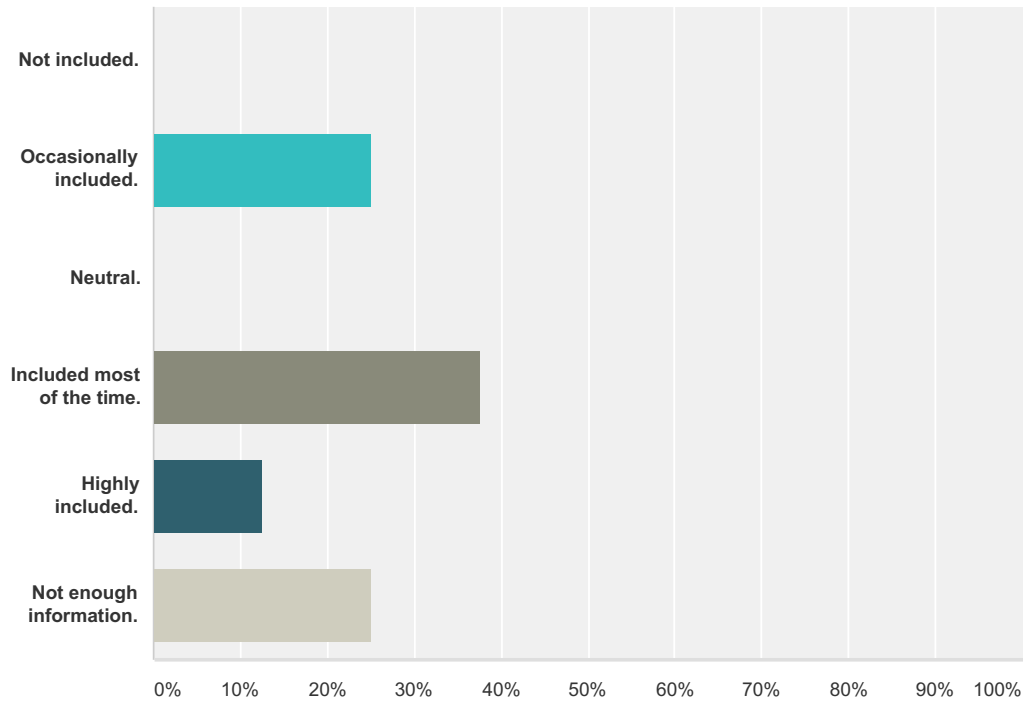
Answered: 8 Skipped: 1,062



Answer Choices	Responses
Not included.	0.00% 0
Occasionally included.	0.00% 0
Neutral.	0.00% 0
Included most of the time.	12.50% 1
Highly included.	12.50% 1
Not enough information.	75.00% 6
Total	8

Q210 Students with unique physical, cognitive, medical, or emotional needs feel:

Answered: 8 Skipped: 1,062



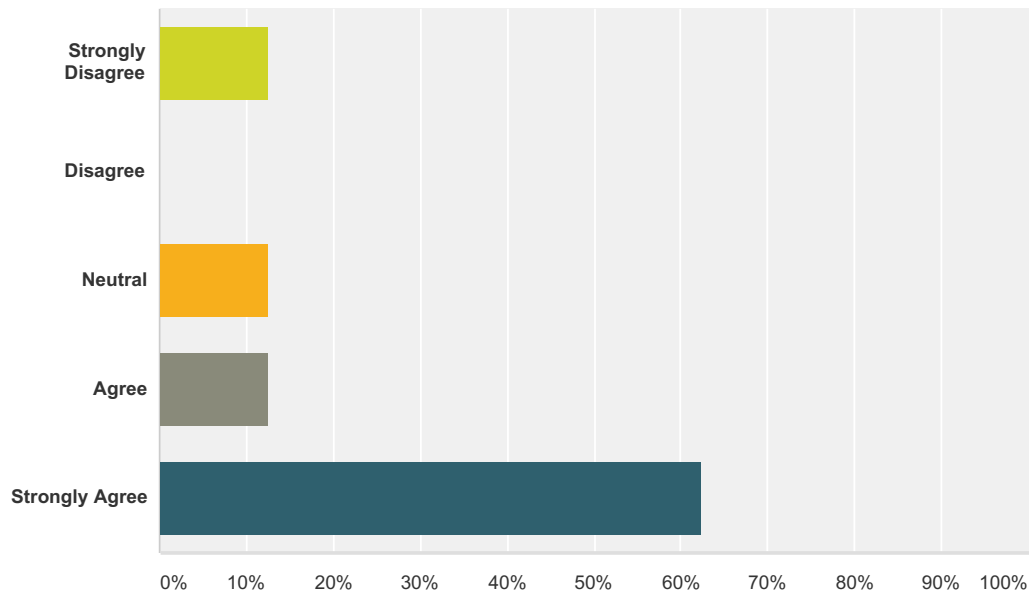
Answer Choices	Responses
Not included.	0.00% 0
Occasionally included.	25.00% 2
Neutral.	0.00% 0
Included most of the time.	37.50% 3
Highly included.	12.50% 1
Not enough information.	25.00% 2
Total	8

Q211 Please share any additional insights you have regarding children and their sense of belonging or inclusion in the school environment.

Answered: 2 Skipped: 1,068

Q212 CHILD FOUR: My child feels included in the school community.

Answered: 8 Skipped: 1,062



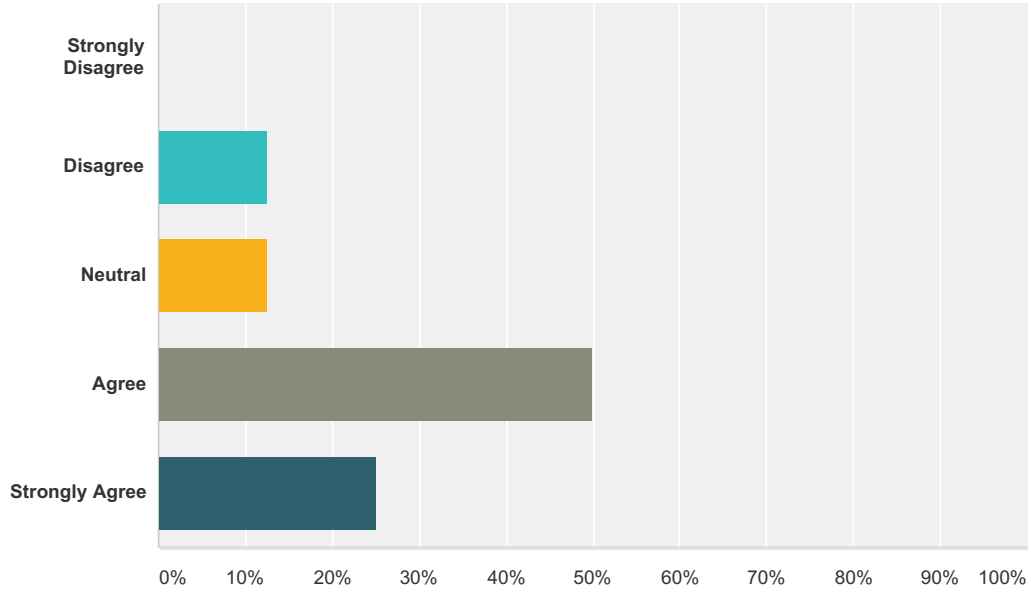
Answer Choices	Responses
Strongly Disagree	12.50% 1
Disagree	0.00% 0
Neutral	12.50% 1
Agree	12.50% 1
Strongly Agree	62.50% 5
Total	8

Q213 Please comment below (optional):

Answered: 1 Skipped: 1,069

Q214 People of different backgrounds/opinions/learning styles feel included at my child's school.

Answered: 8 Skipped: 1,062



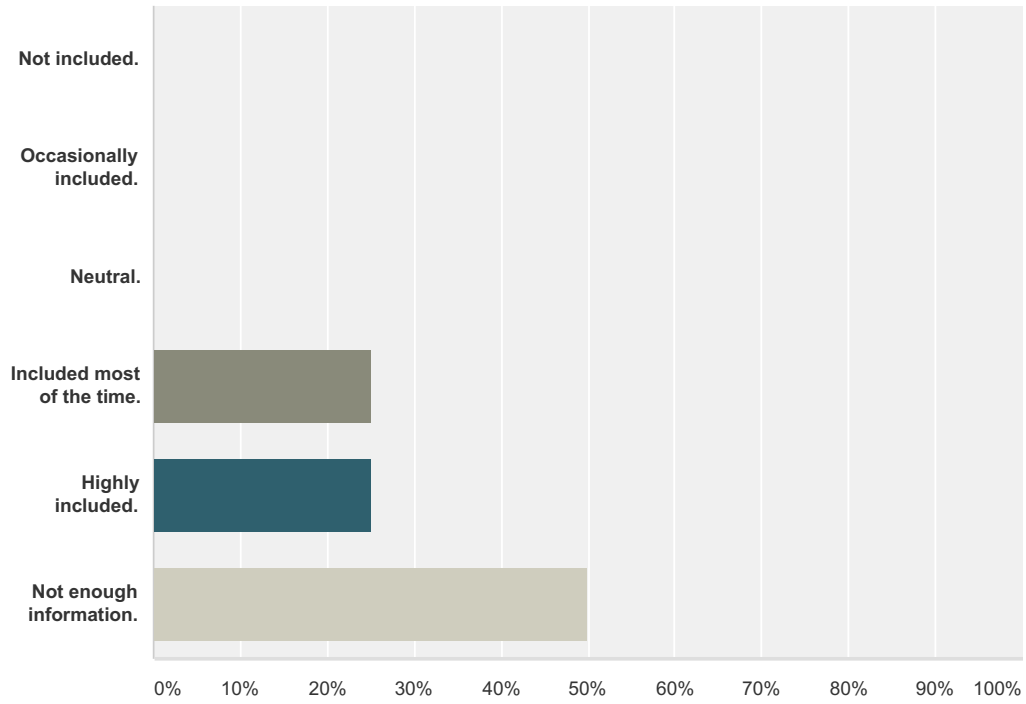
Answer Choices	Responses
Strongly Disagree	0.00% 0
Disagree	12.50% 1
Neutral	12.50% 1
Agree	50.00% 4
Strongly Agree	25.00% 2
Total	8

Q215 Please comment below (optional):

Answered: 0 Skipped: 1,070

Q216 Please indicate the level of inclusion that each group feels: Students of different racial backgrounds feel:

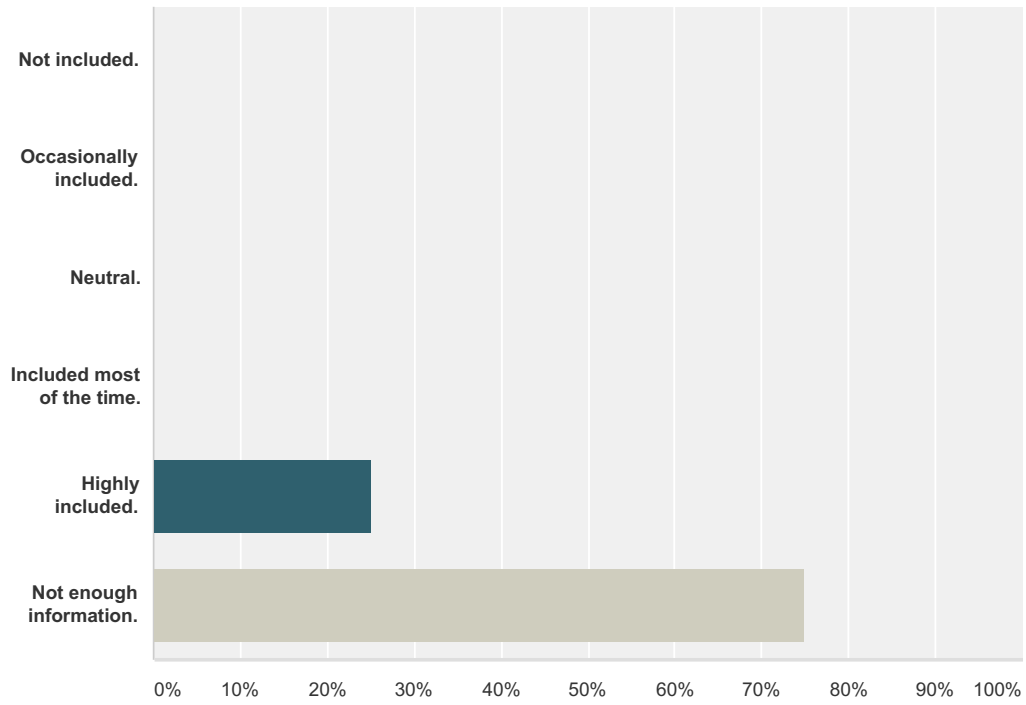
Answered: 8 Skipped: 1,062



Answer Choices	Responses	Count
Not included.	0.00%	0
Occasionally included.	0.00%	0
Neutral.	0.00%	0
Included most of the time.	25.00%	2
Highly included.	25.00%	2
Not enough information.	50.00%	4
Total		8

Q217 Students who identify as LGBT feel:

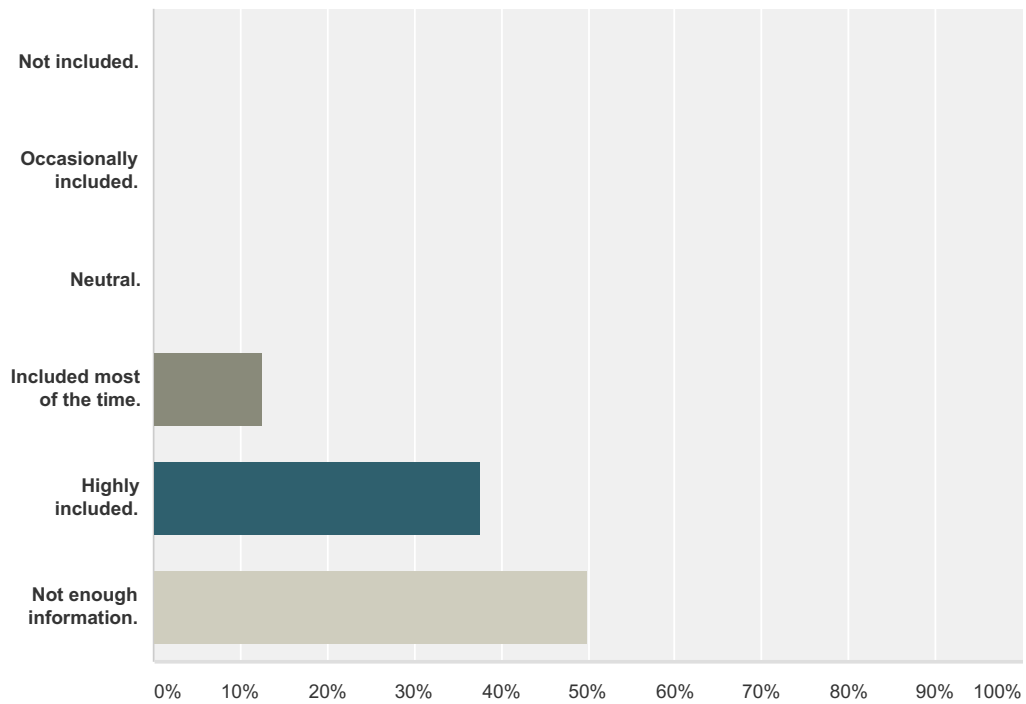
Answered: 8 Skipped: 1,062



Answer Choices	Responses	Count
Not included.	0.00%	0
Occasionally included.	0.00%	0
Neutral.	0.00%	0
Included most of the time.	0.00%	0
Highly included.	25.00%	2
Not enough information.	75.00%	6
Total		8

Q218 Students who identify with different religious backgrounds feel:

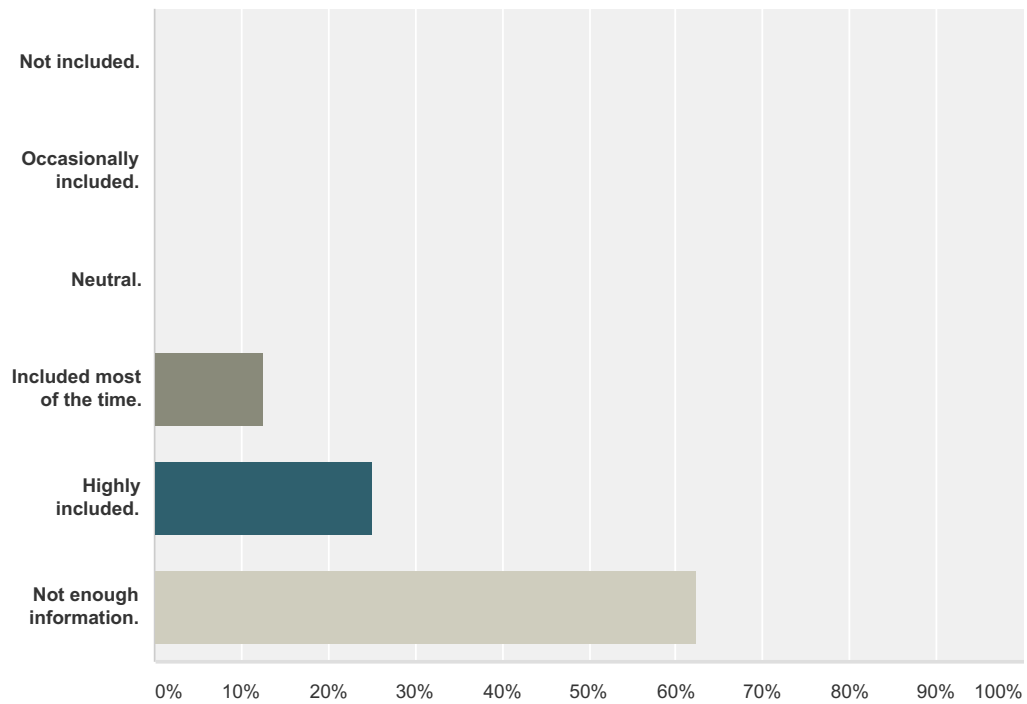
Answered: 8 Skipped: 1,062



Answer Choices	Responses
Not included.	0.00% 0
Occasionally included.	0.00% 0
Neutral.	0.00% 0
Included most of the time.	12.50% 1
Highly included.	37.50% 3
Not enough information.	50.00% 4
Total	8

Q219 Students from lower socioeconomic backgrounds feel:

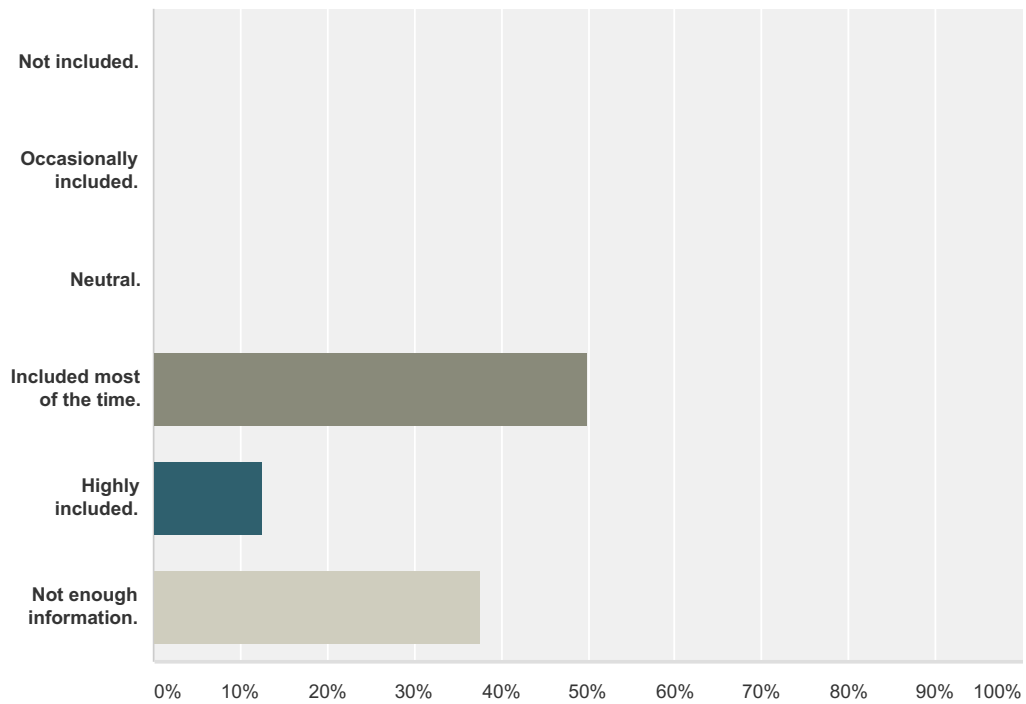
Answered: 8 Skipped: 1,062



Answer Choices	Responses
Not included.	0.00% 0
Occasionally included.	0.00% 0
Neutral.	0.00% 0
Included most of the time.	12.50% 1
Highly included.	25.00% 2
Not enough information.	62.50% 5
Total	8

Q220 Students with unique physical, cognitive, medical, or emotional needs feel:

Answered: 8 Skipped: 1,062



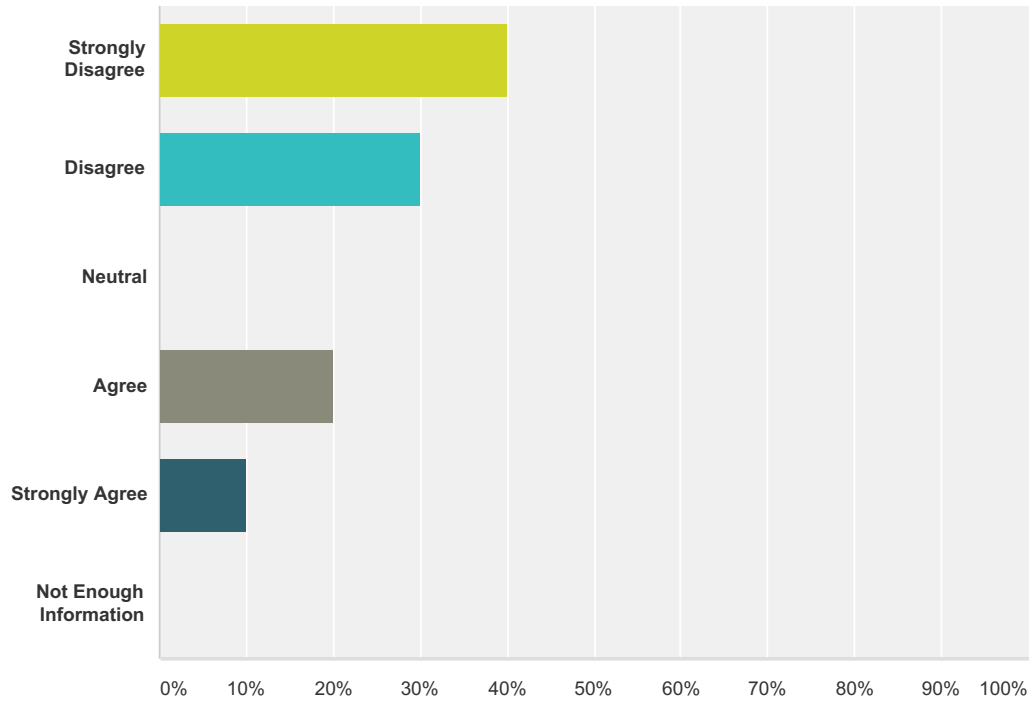
Answer Choices	Responses
Not included.	0.00% 0
Occasionally included.	0.00% 0
Neutral.	0.00% 0
Included most of the time.	50.00% 4
Highly included.	12.50% 1
Not enough information.	37.50% 3
Total	8

Q221 Please share any additional insights you have regarding children and their sense of belonging or inclusion in the school environment.

Answered: 0 Skipped: 1,070

Q222 CHILD ONE:At home, my child regularly displays socially or emotionally negative feelings about his/her experience at school.

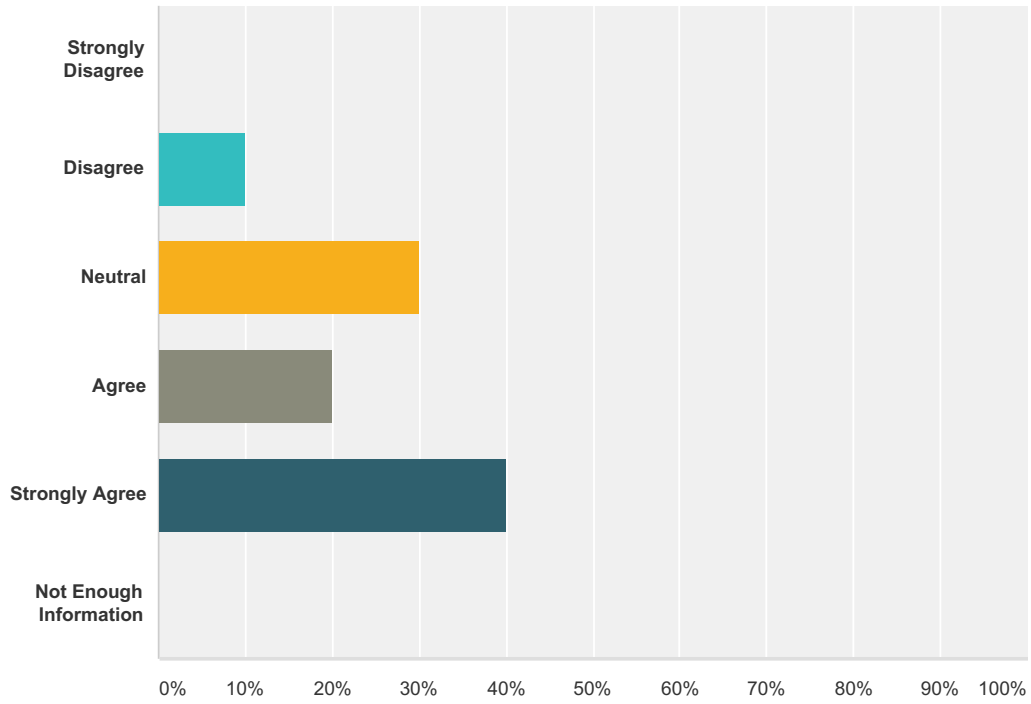
Answered: 10 Skipped: 1,060



Answer Choices	Responses
Strongly Disagree	40.00% 4
Disagree	30.00% 3
Neutral	0.00% 0
Agree	20.00% 2
Strongly Agree	10.00% 1
Not Enough Information	0.00% 0
Total	10

Q223 I feel the services available at the school are adequate to support my child's social and emotional needs.

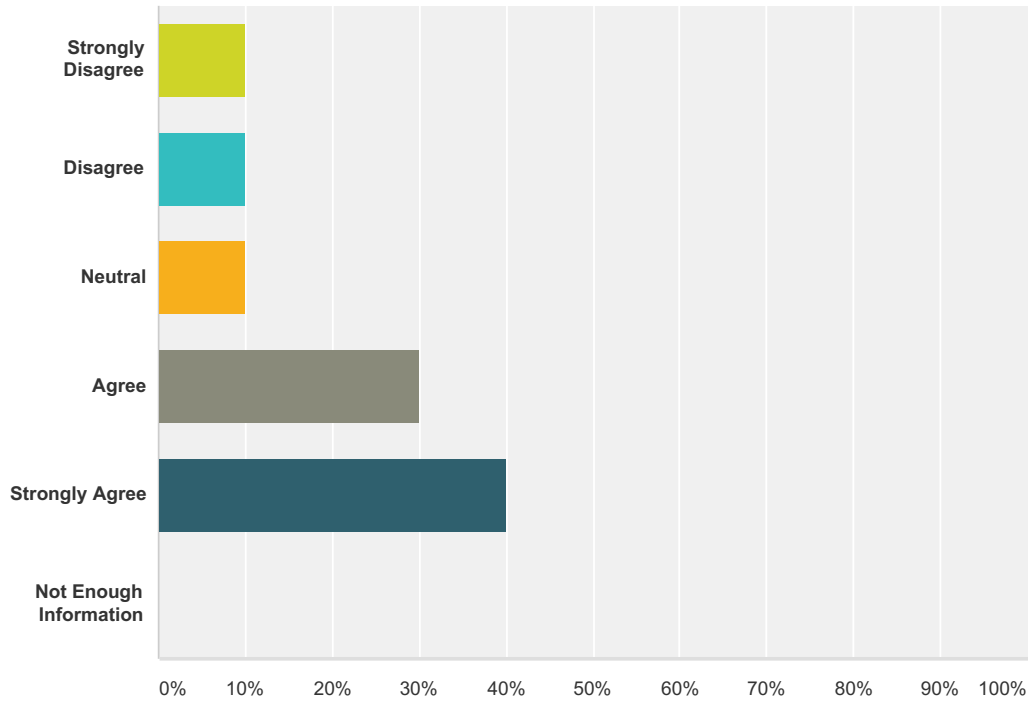
Answered: 10 Skipped: 1,060



Answer Choices	Responses
Strongly Disagree	0.00% 0
Disagree	10.00% 1
Neutral	30.00% 3
Agree	20.00% 2
Strongly Agree	40.00% 4
Not Enough Information	0.00% 0
Total	10

Q224 I feel comfortable reaching out to the school team to discuss any social or emotional conflicts my child experiences.

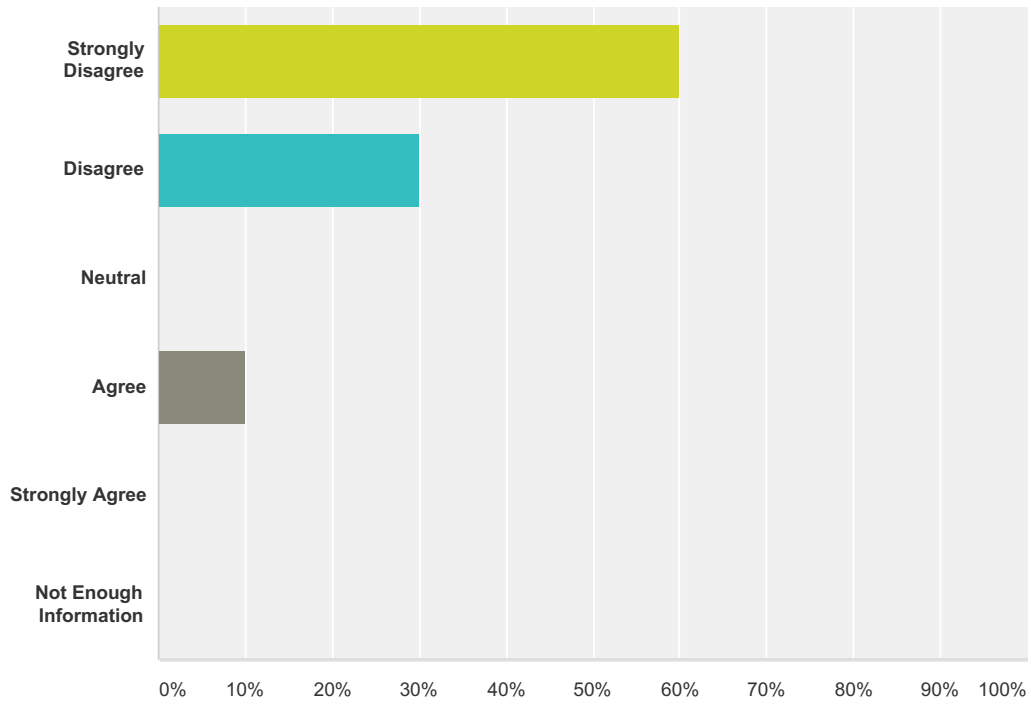
Answered: 10 Skipped: 1,060



Answer Choices	Responses
Strongly Disagree	10.00% 1
Disagree	10.00% 1
Neutral	10.00% 1
Agree	30.00% 3
Strongly Agree	40.00% 4
Not Enough Information	0.00% 0
Total	10

Q225 My child feels verbally harassed repeatedly at this school.

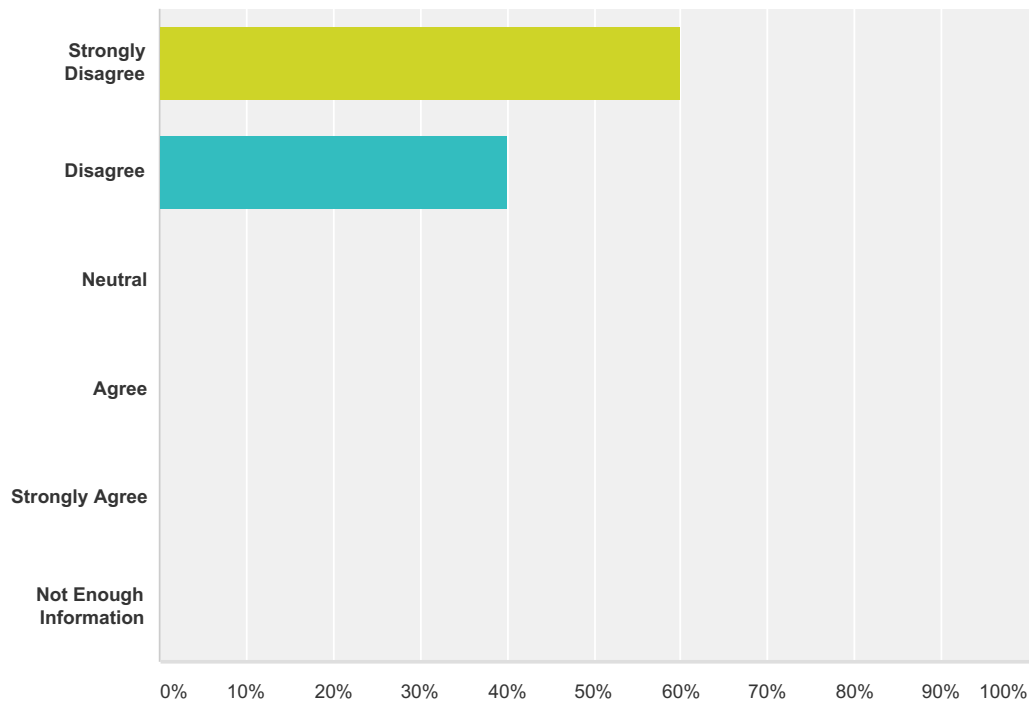
Answered: 10 Skipped: 1,060



Answer Choices	Responses	
Strongly Disagree	60.00%	6
Disagree	30.00%	3
Neutral	0.00%	0
Agree	10.00%	1
Strongly Agree	0.00%	0
Not Enough Information	0.00%	0
Total		10

Q226 My child feels physically harassed repeatedly at this school.

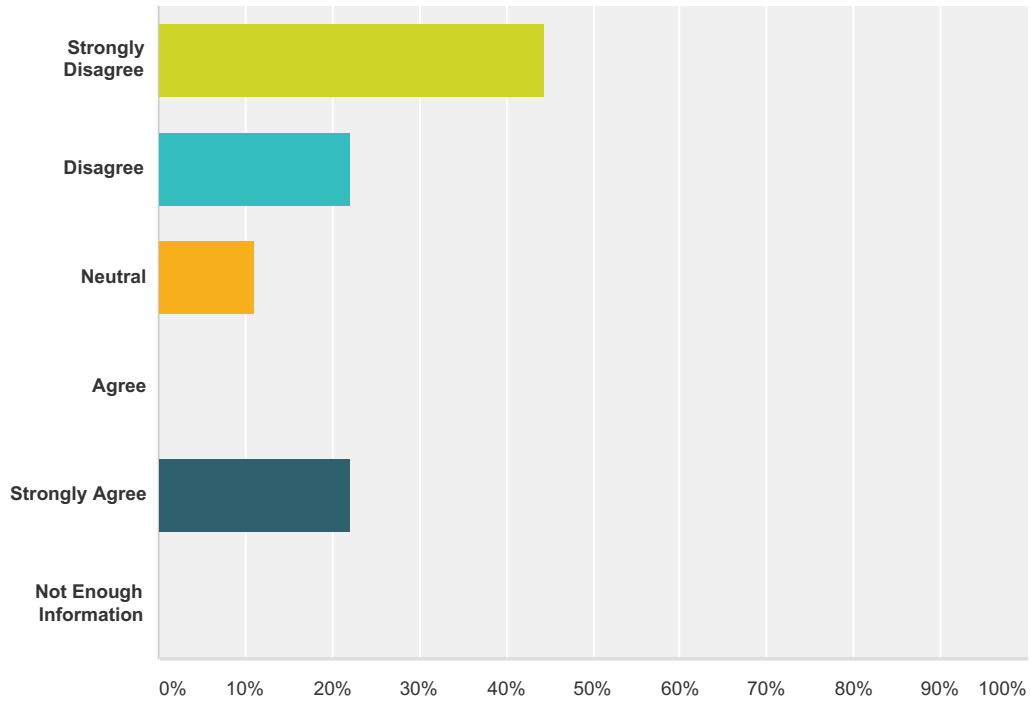
Answered: 10 Skipped: 1,060



Answer Choices	Responses	Count
Strongly Disagree	60.00%	6
Disagree	40.00%	4
Neutral	0.00%	0
Agree	0.00%	0
Strongly Agree	0.00%	0
Not Enough Information	0.00%	0
Total		10

Q227 CHILD TWO:At home, my child regularly displays socially or emotionally negative feelings about his/her experience at school.

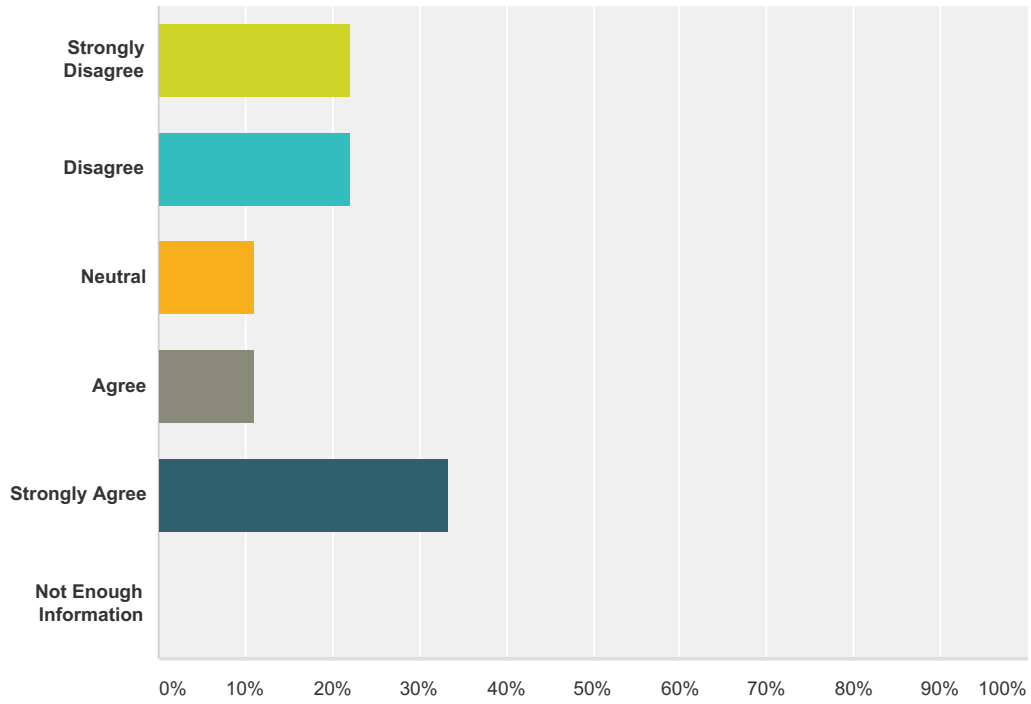
Answered: 9 Skipped: 1,061



Answer Choices	Responses
Strongly Disagree	44.44% 4
Disagree	22.22% 2
Neutral	11.11% 1
Agree	0.00% 0
Strongly Agree	22.22% 2
Not Enough Information	0.00% 0
Total	9

Q228 I feel the services available at the school are adequate to support my child's social and emotional needs.

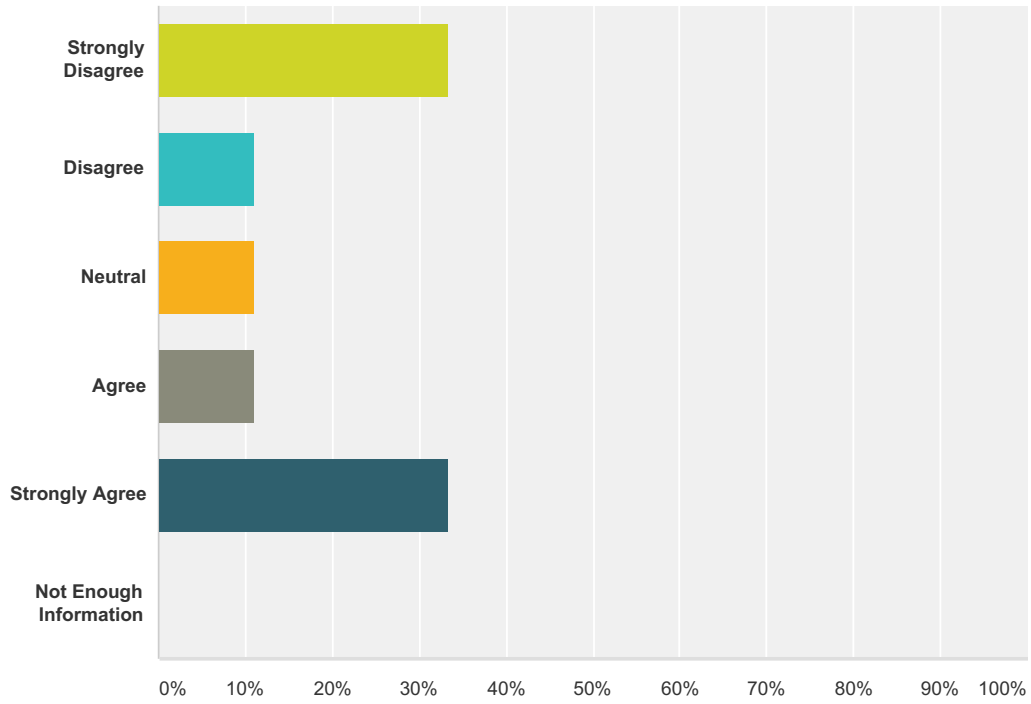
Answered: 9 Skipped: 1,061



Answer Choices	Responses	
Strongly Disagree	22.22%	2
Disagree	22.22%	2
Neutral	11.11%	1
Agree	11.11%	1
Strongly Agree	33.33%	3
Not Enough Information	0.00%	0
Total		9

Q229 I feel comfortable reaching out to the school team to discuss any social or emotional conflicts my child experiences.

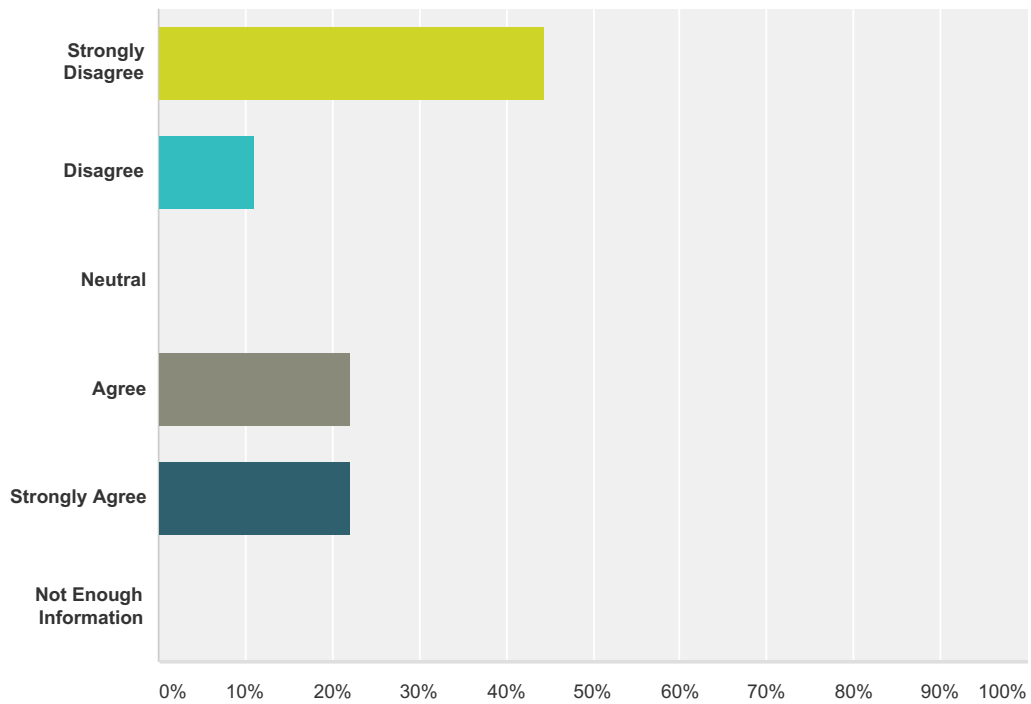
Answered: 9 Skipped: 1,061



Answer Choices	Responses
Strongly Disagree	33.33% 3
Disagree	11.11% 1
Neutral	11.11% 1
Agree	11.11% 1
Strongly Agree	33.33% 3
Not Enough Information	0.00% 0
Total	9

Q230 My child feels verbally harassed repeatedly at this school.

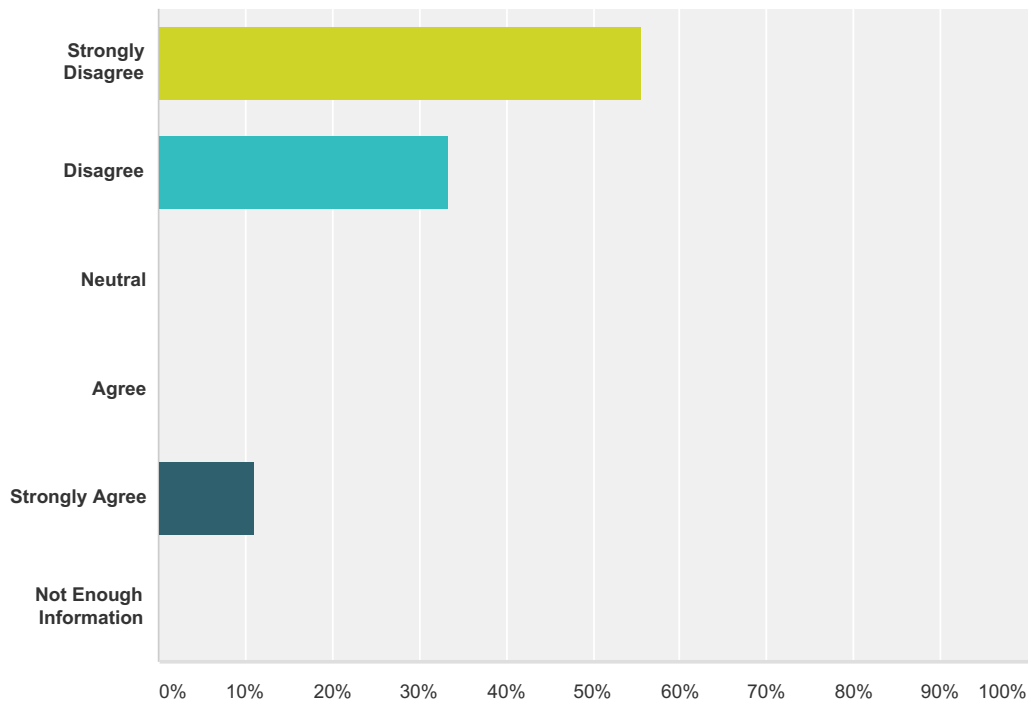
Answered: 9 Skipped: 1,061



Answer Choices	Responses	
Strongly Disagree	44.44%	4
Disagree	11.11%	1
Neutral	0.00%	0
Agree	22.22%	2
Strongly Agree	22.22%	2
Not Enough Information	0.00%	0
Total		9

Q231 My child feels physically harassed repeatedly at this school.

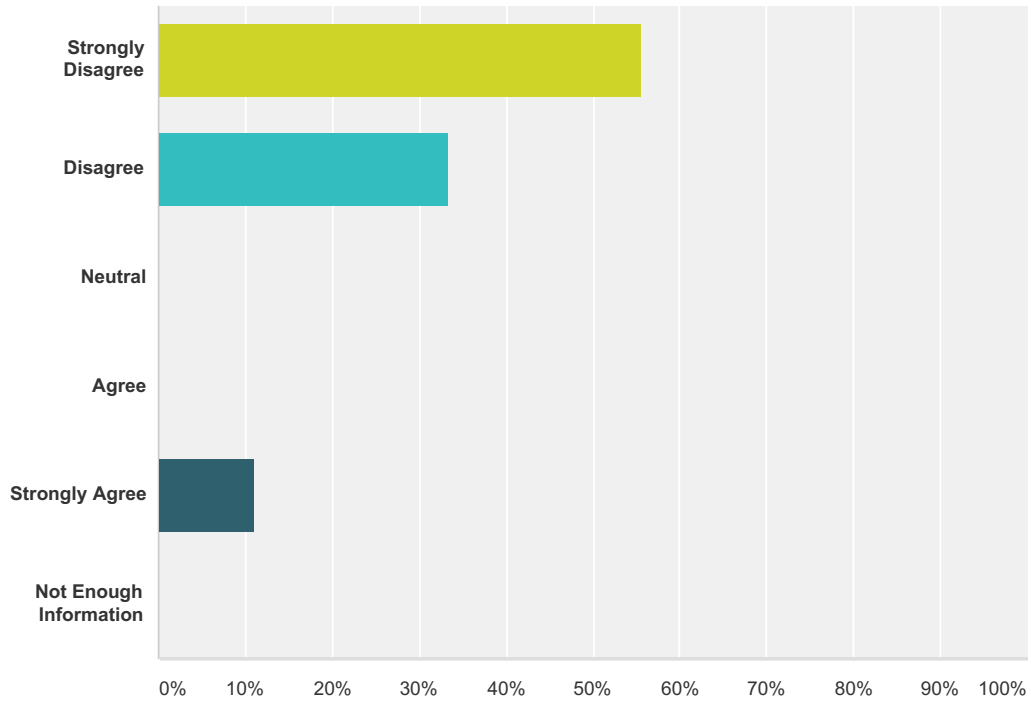
Answered: 9 Skipped: 1,061



Answer Choices	Responses
Strongly Disagree	55.56% 5
Disagree	33.33% 3
Neutral	0.00% 0
Agree	0.00% 0
Strongly Agree	11.11% 1
Not Enough Information	0.00% 0
Total	9

Q232 CHILD THREE:At home, my child regularly displays socially or emotionally negative feelings about his/her experience at school.

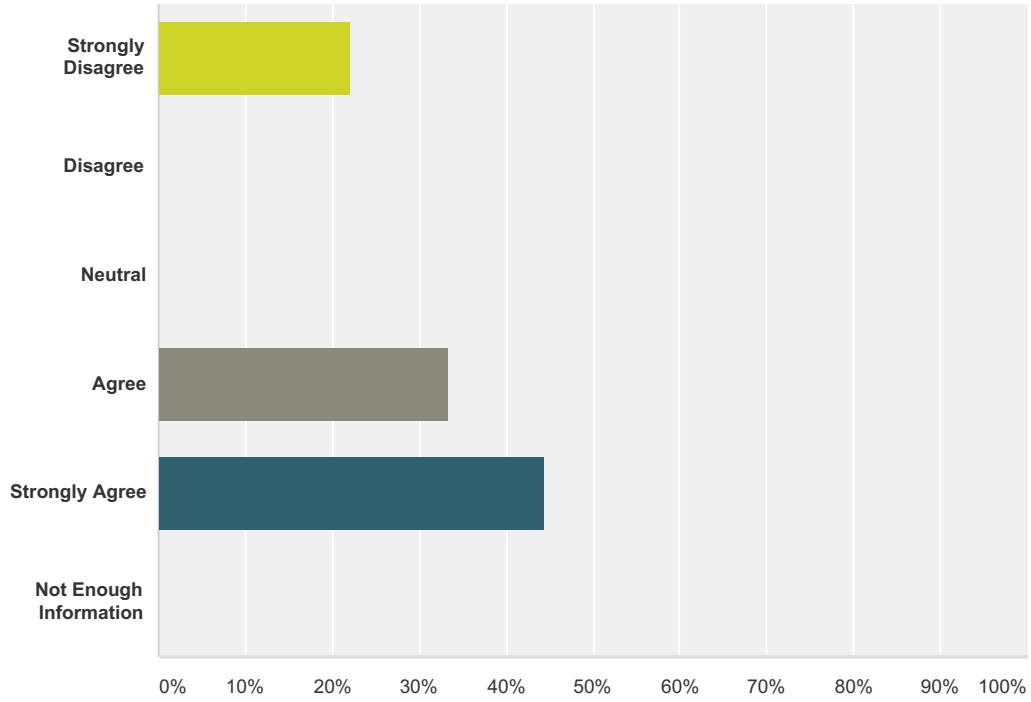
Answered: 9 Skipped: 1,061



Answer Choices	Responses
Strongly Disagree	55.56% 5
Disagree	33.33% 3
Neutral	0.00% 0
Agree	0.00% 0
Strongly Agree	11.11% 1
Not Enough Information	0.00% 0
Total	9

Q233 I feel the services available at the school are adequate to support my child's social and emotional needs.

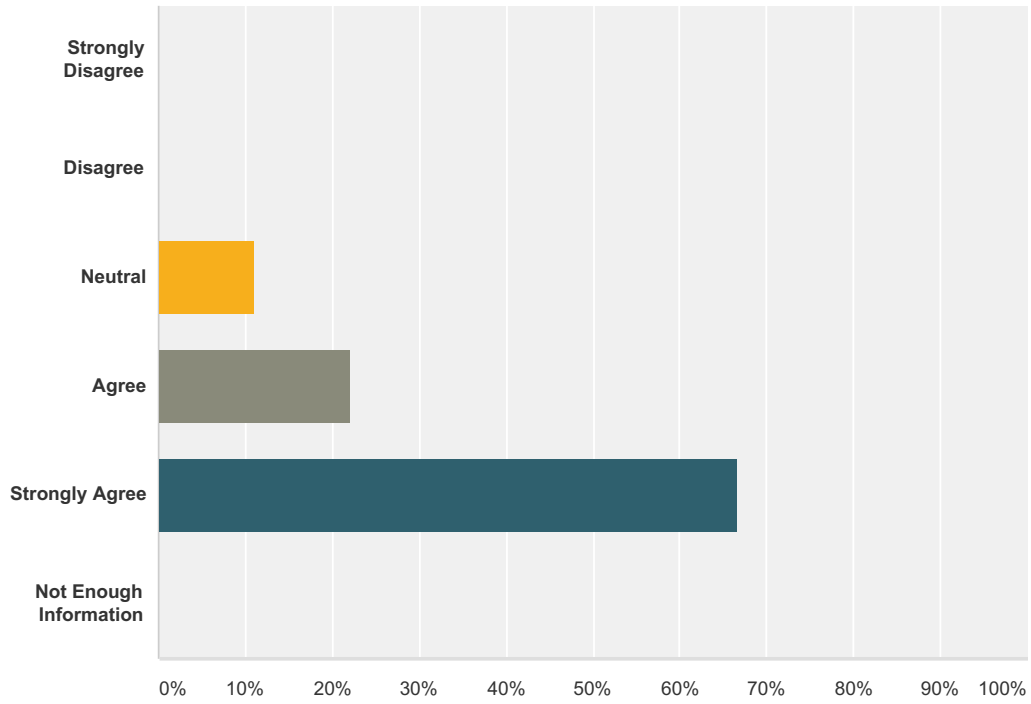
Answered: 9 Skipped: 1,061



Answer Choices	Responses
Strongly Disagree	22.22% 2
Disagree	0.00% 0
Neutral	0.00% 0
Agree	33.33% 3
Strongly Agree	44.44% 4
Not Enough Information	0.00% 0
Total	9

Q234 I feel comfortable reaching out to the school team to discuss any social or emotional conflicts my child experiences.

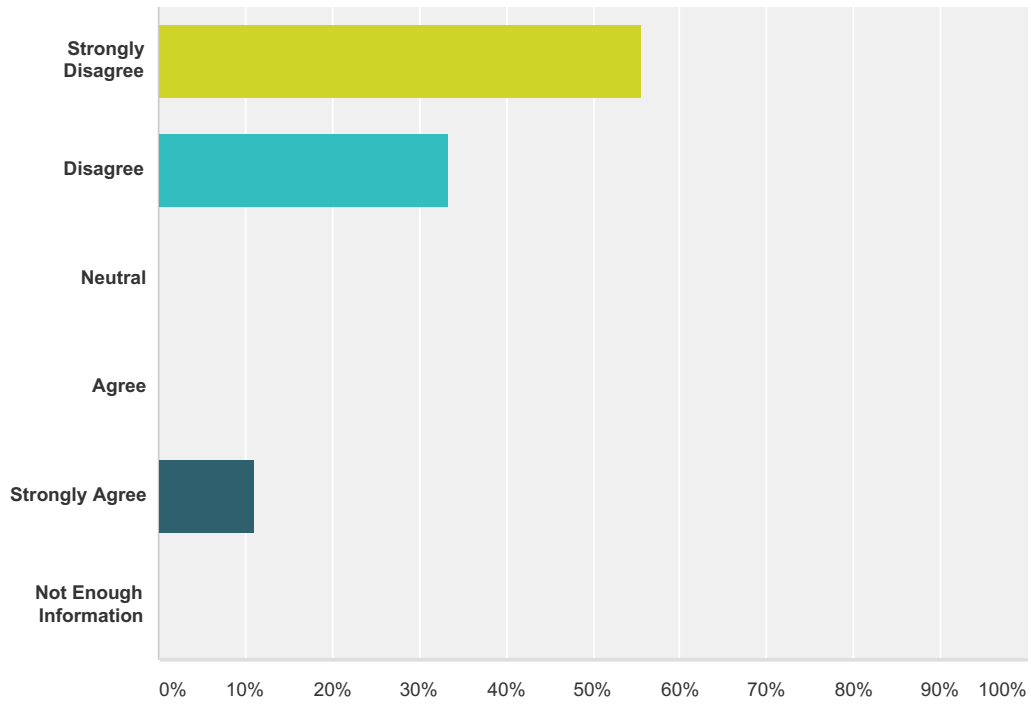
Answered: 9 Skipped: 1,061



Answer Choices	Responses	
Strongly Disagree	0.00%	0
Disagree	0.00%	0
Neutral	11.11%	1
Agree	22.22%	2
Strongly Agree	66.67%	6
Not Enough Information	0.00%	0
Total		9

Q235 My child feels verbally harassed repeatedly at this school.

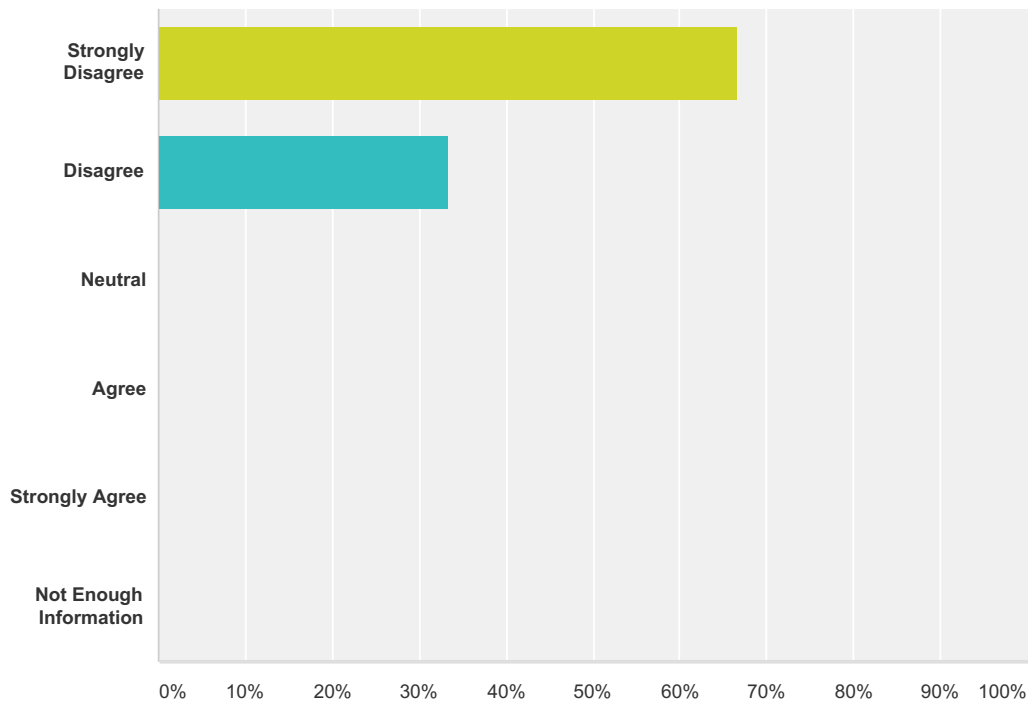
Answered: 9 Skipped: 1,061



Answer Choices	Responses
Strongly Disagree	55.56% 5
Disagree	33.33% 3
Neutral	0.00% 0
Agree	0.00% 0
Strongly Agree	11.11% 1
Not Enough Information	0.00% 0
Total	9

Q236 My child feels physically harassed repeatedly at this school.

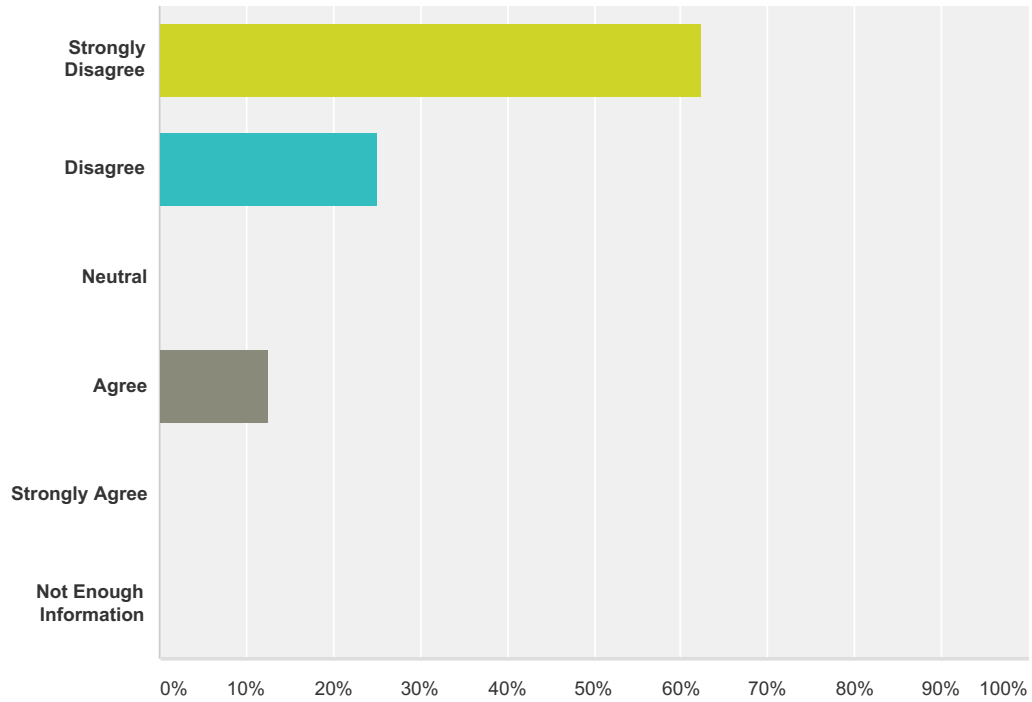
Answered: 9 Skipped: 1,061



Answer Choices	Responses	Count
Strongly Disagree	66.67%	6
Disagree	33.33%	3
Neutral	0.00%	0
Agree	0.00%	0
Strongly Agree	0.00%	0
Not Enough Information	0.00%	0
Total		9

Q237 CHILD FOUR:At home, my child regularly displays socially or emotionally negative feelings about his/her experience at school.

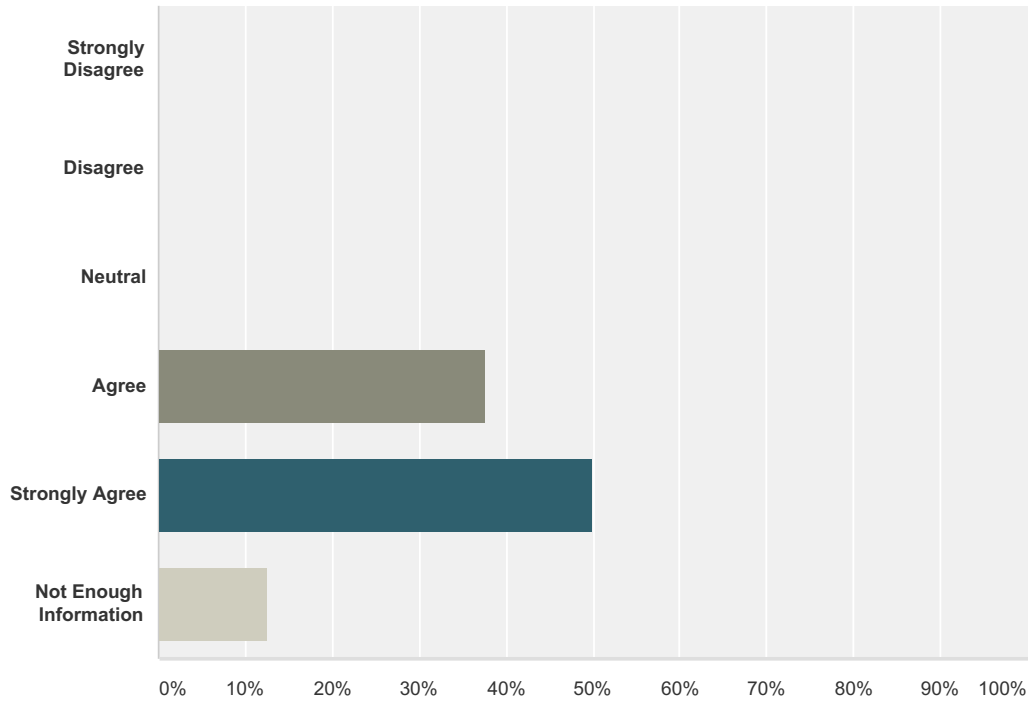
Answered: 8 Skipped: 1,062



Answer Choices	Responses
Strongly Disagree	62.50% 5
Disagree	25.00% 2
Neutral	0.00% 0
Agree	12.50% 1
Strongly Agree	0.00% 0
Not Enough Information	0.00% 0
Total	8

Q238 I feel the services available at the school are adequate to support my child's social and emotional needs.

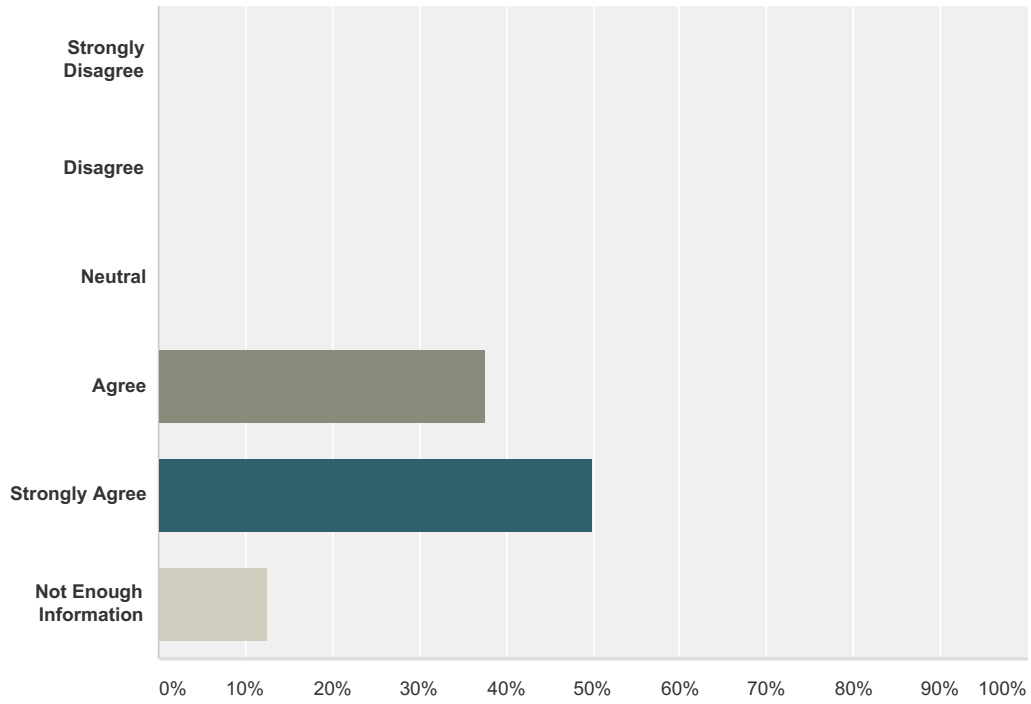
Answered: 8 Skipped: 1,062



Answer Choices	Responses
Strongly Disagree	0.00% 0
Disagree	0.00% 0
Neutral	0.00% 0
Agree	37.50% 3
Strongly Agree	50.00% 4
Not Enough Information	12.50% 1
Total	8

Q239 I feel comfortable reaching out to the school team to discuss any social or emotional conflicts my child experiences.

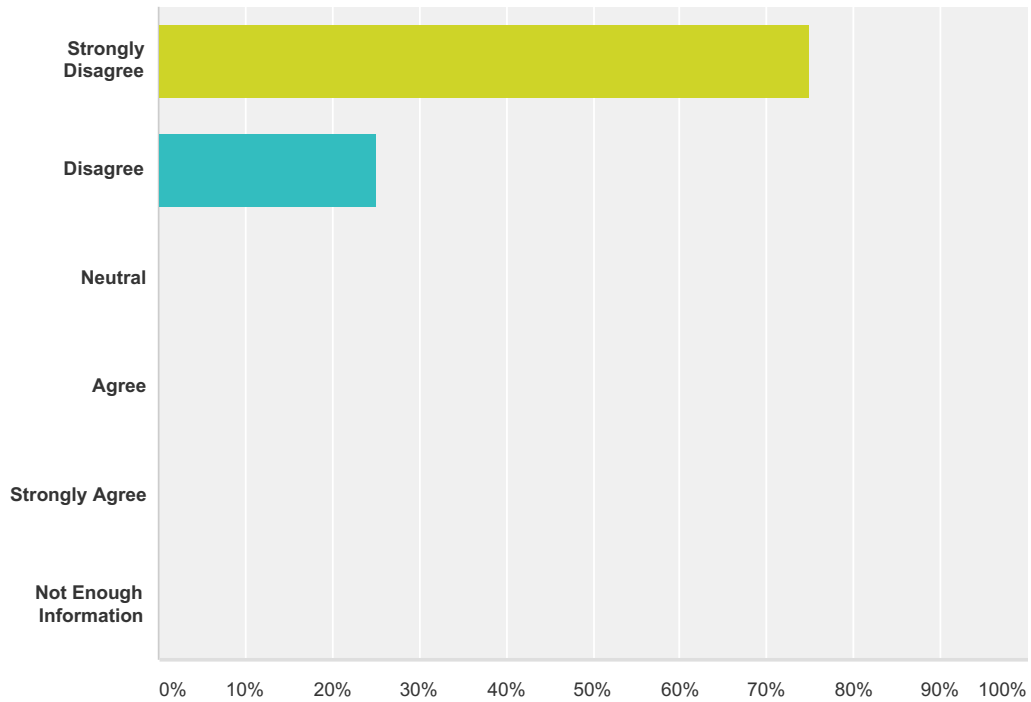
Answered: 8 Skipped: 1,062



Answer Choices	Responses
Strongly Disagree	0.00% 0
Disagree	0.00% 0
Neutral	0.00% 0
Agree	37.50% 3
Strongly Agree	50.00% 4
Not Enough Information	12.50% 1
Total	8

Q240 My child feels verbally harassed repeatedly at this school.

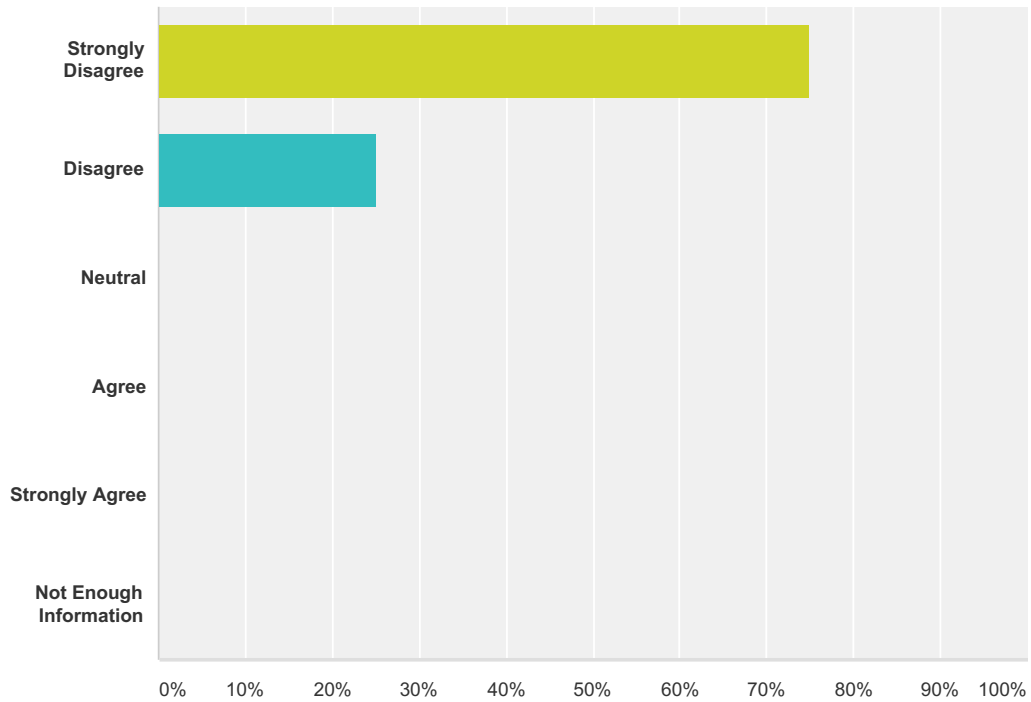
Answered: 8 Skipped: 1,062



Answer Choices	Responses	Count
Strongly Disagree	75.00%	6
Disagree	25.00%	2
Neutral	0.00%	0
Agree	0.00%	0
Strongly Agree	0.00%	0
Not Enough Information	0.00%	0
Total		8

Q241 My child feels physically harassed repeatedly at this school.

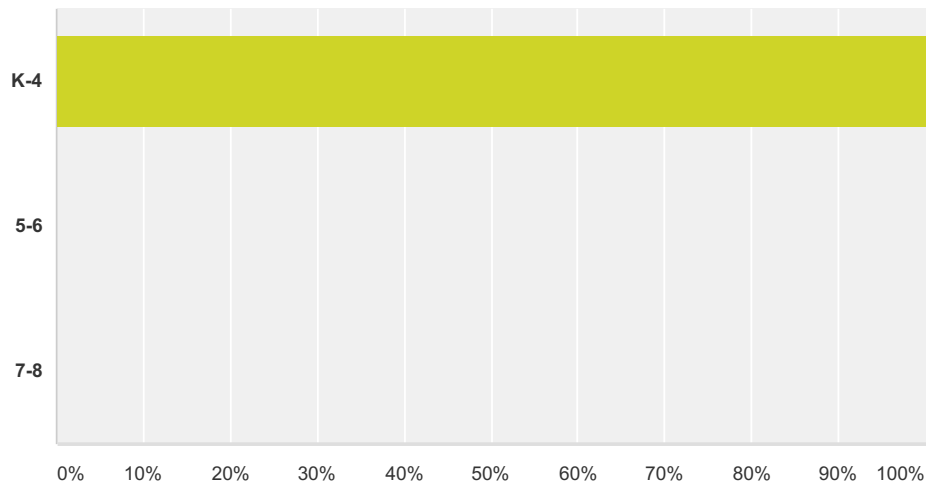
Answered: 8 Skipped: 1,062



Answer Choices	Responses	Count
Strongly Disagree	75.00%	6
Disagree	25.00%	2
Neutral	0.00%	0
Agree	0.00%	0
Strongly Agree	0.00%	0
Not Enough Information	0.00%	0
Total		8

Q242 CHILD ONE: Please indicate your child's grade:

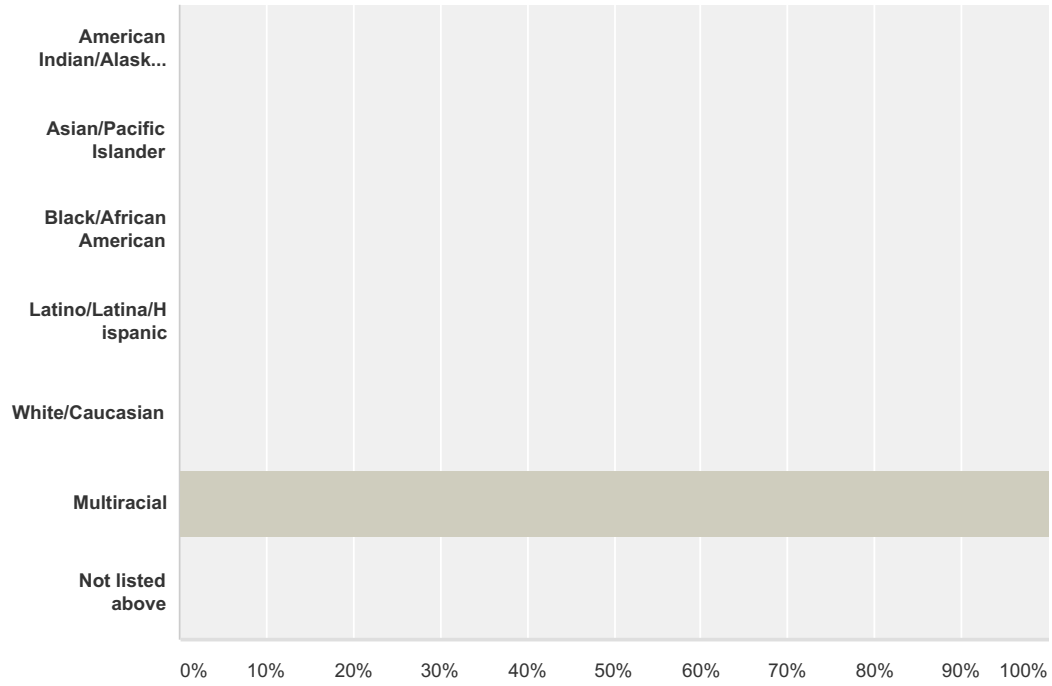
Answered: 1 Skipped: 1,069



Answer Choices	Responses
K-4	100.00% 1
5-6	0.00% 0
7-8	0.00% 0
Total	1

Q243 How does your child identify (race)?

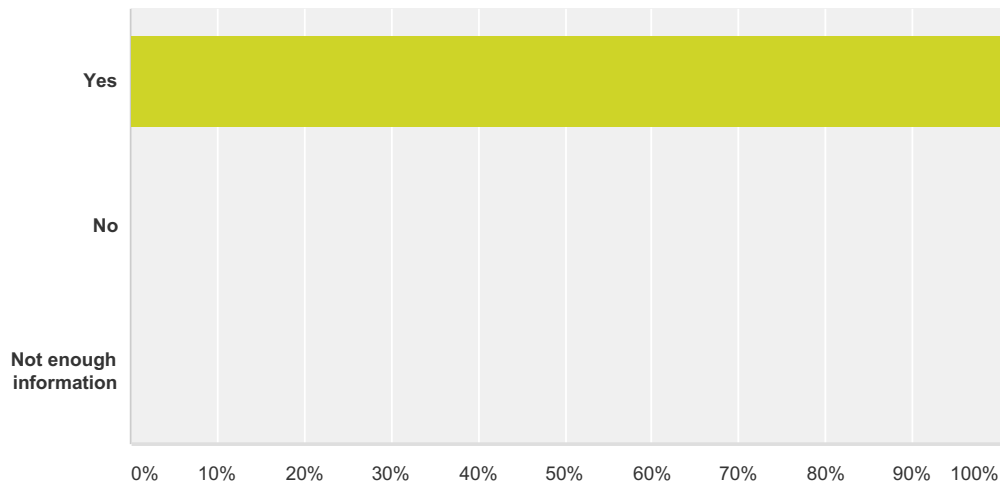
Answered: 1 Skipped: 1,069



Answer Choices	Responses
American Indian/Alaskan Native	0.00% 0
Asian/Pacific Islander	0.00% 0
Black/African American	0.00% 0
Latino/Latina/Hispanic	0.00% 0
White/Caucasian	0.00% 0
Multiracial	100.00% 1
Not listed above	0.00% 0
Total	1

Q244 Is English your child's first language?

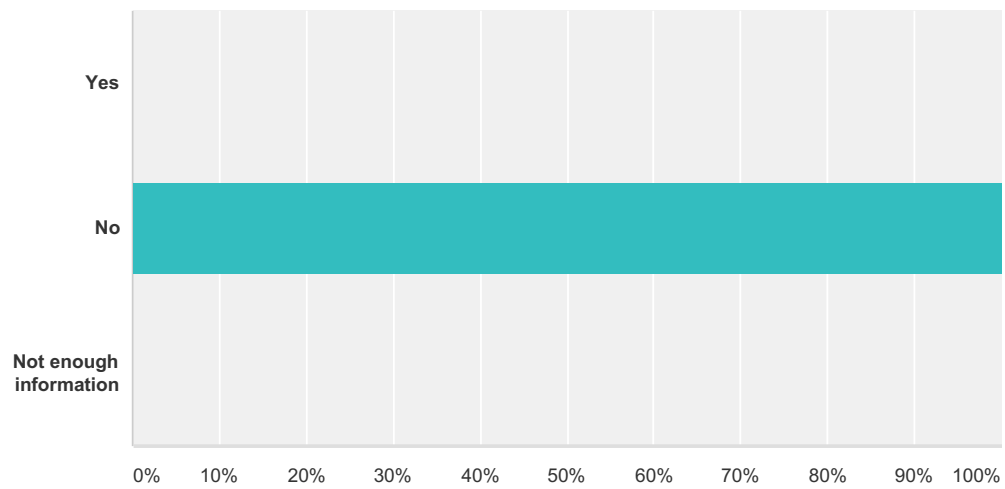
Answered: 1 Skipped: 1,069



Answer Choices	Responses
Yes	100.00% 1
No	0.00% 0
Not enough information	0.00% 0
Total	1

Q245 Does your child qualify for free and reduced lunch?

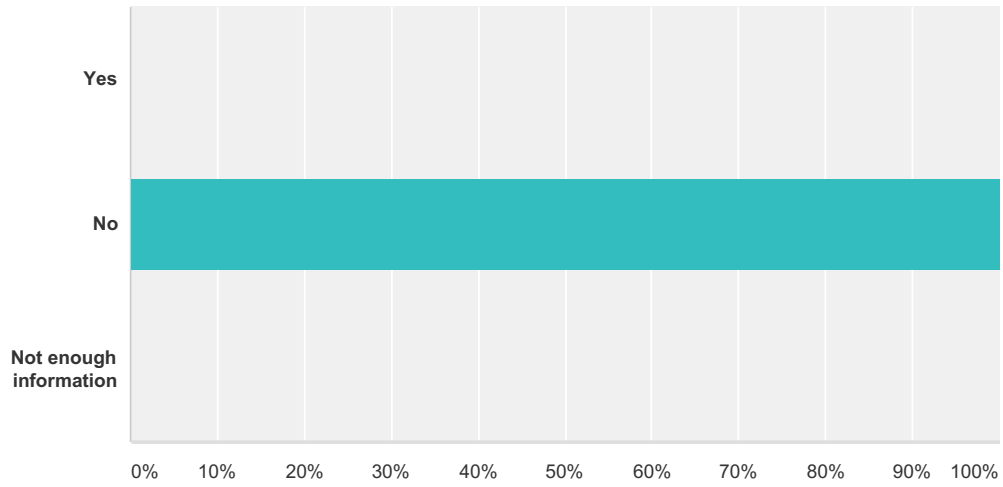
Answered: 1 Skipped: 1,069



Answer Choices	Responses
Yes	0.00% 0
No	100.00% 1
Not enough information	0.00% 0
Total	1

Q246 Does your child have an IEP (Individualized Education Plan)?

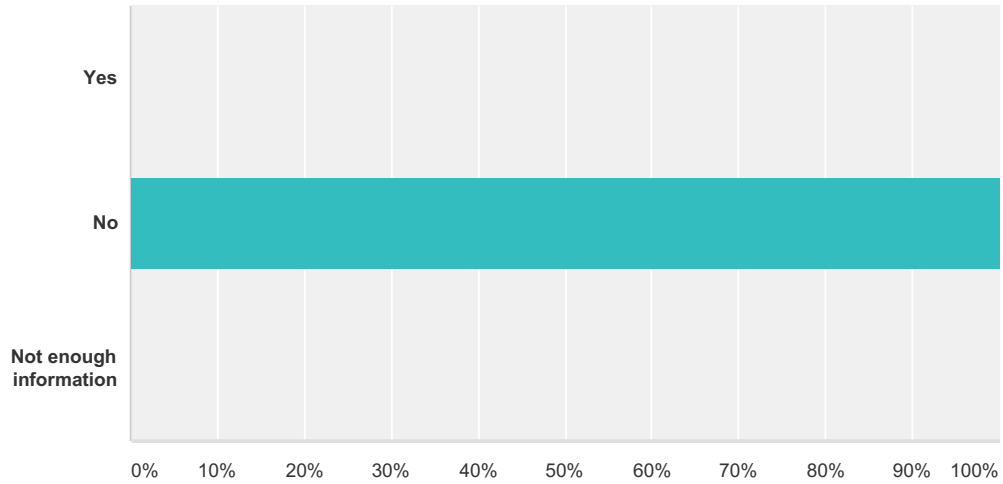
Answered: 1 Skipped: 1,069



Answer Choices	Responses
Yes	0.00% 0
No	100.00% 1
Not enough information	0.00% 0
Total	1

Q247 Does your child have a disability that is not immediately apparent (i.e., allergy, asthma, diabetes, ADHD, etc.)?

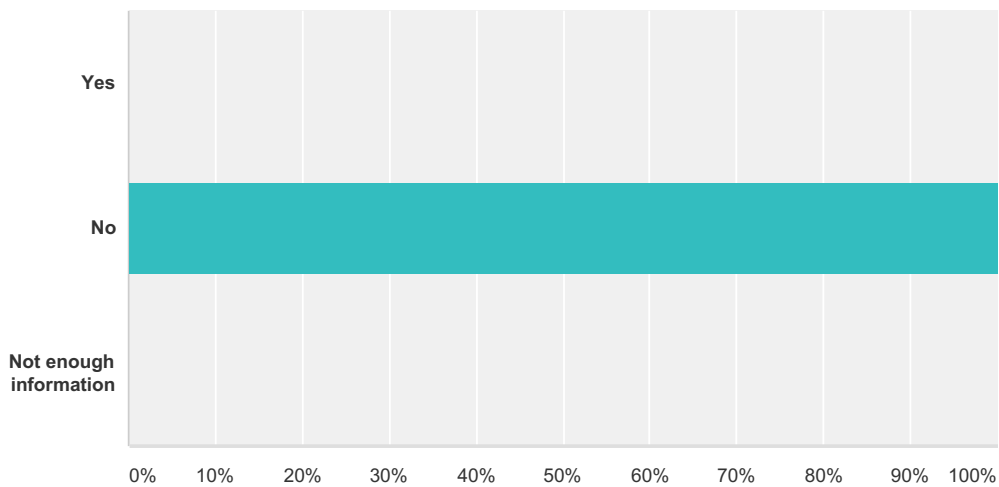
Answered: 1 Skipped: 1,069



Answer Choices	Responses	Count
Yes	0.00%	0
No	100.00%	1
Not enough information	0.00%	0
Total		1

Q248 Does your child have a visible disability?

Answered: 1 Skipped: 1,069



Answer Choices	Responses
Yes	0.00% 0
No	100.00% 1
Not enough information	0.00% 0
Total	1

Q249 How does your child identify (sexual orientation)? Please enter "not enough information" if you feel that you do not have enough information to answer this question.

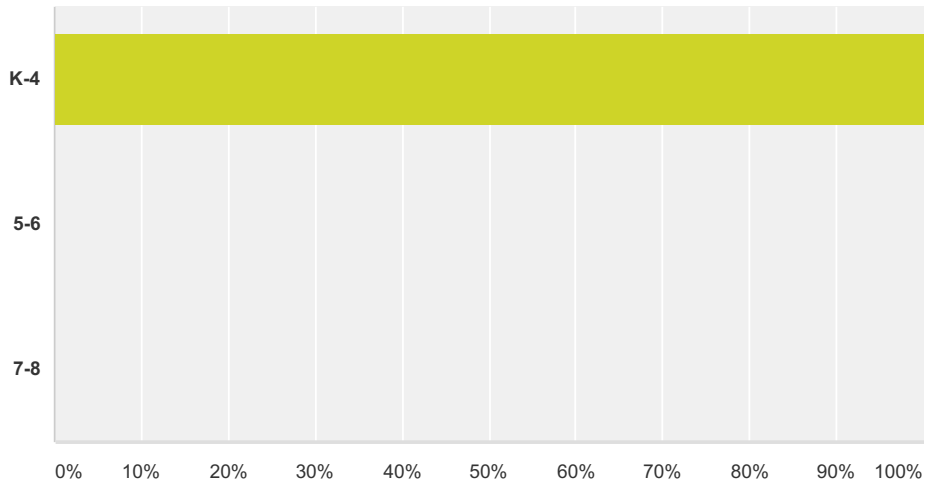
Answered: 1 Skipped: 1,069

Q250 How does your child identify (gender identity)? Please enter "not enough information" if you feel that you do not have enough information to answer this question.

Answered: 1 Skipped: 1,069

Q251 CHILD TWO: Please indicate your child's grade:

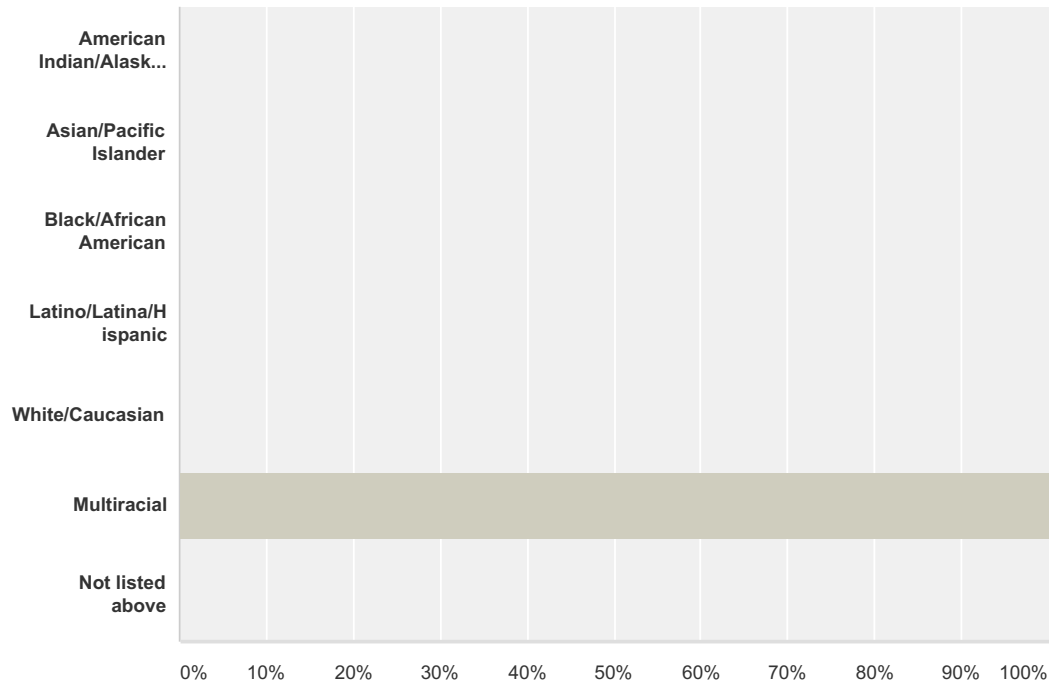
Answered: 1 Skipped: 1,069



Answer Choices	Responses
K-4	100.00% 1
5-6	0.00% 0
7-8	0.00% 0
Total	1

Q252 How does your child identify (race)?

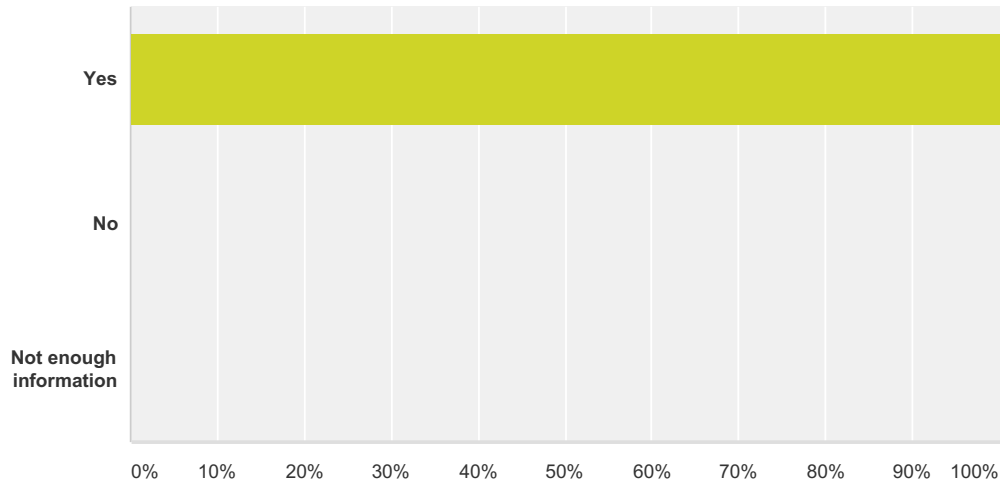
Answered: 1 Skipped: 1,069



Answer Choices	Responses
American Indian/Alaskan Native	0.00% 0
Asian/Pacific Islander	0.00% 0
Black/African American	0.00% 0
Latino/Latina/Hispanic	0.00% 0
White/Caucasian	0.00% 0
Multiracial	100.00% 1
Not listed above	0.00% 0
Total	1

Q253 Is English your child's first language?

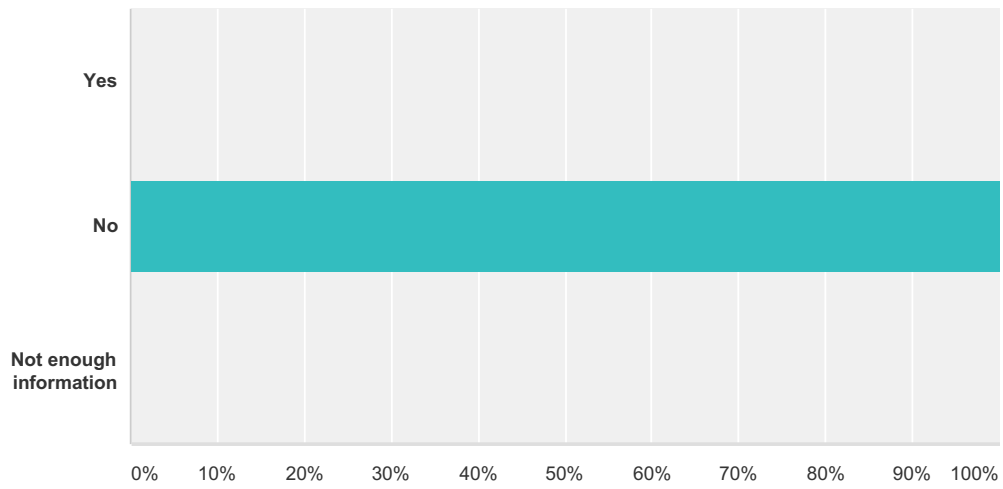
Answered: 1 Skipped: 1,069



Answer Choices	Responses	
Yes	100.00%	1
No	0.00%	0
Not enough information	0.00%	0
Total		1

Q254 Does your child qualify for free and reduced lunch?

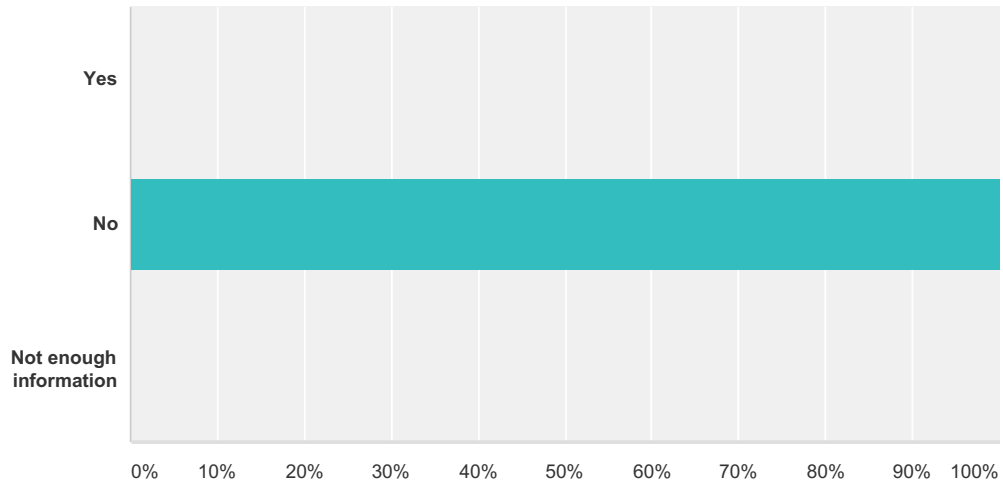
Answered: 1 Skipped: 1,069



Answer Choices	Responses
Yes	0.00% 0
No	100.00% 1
Not enough information	0.00% 0
Total	1

Q255 Does your child have an IEP (Individualized Education Plan)?

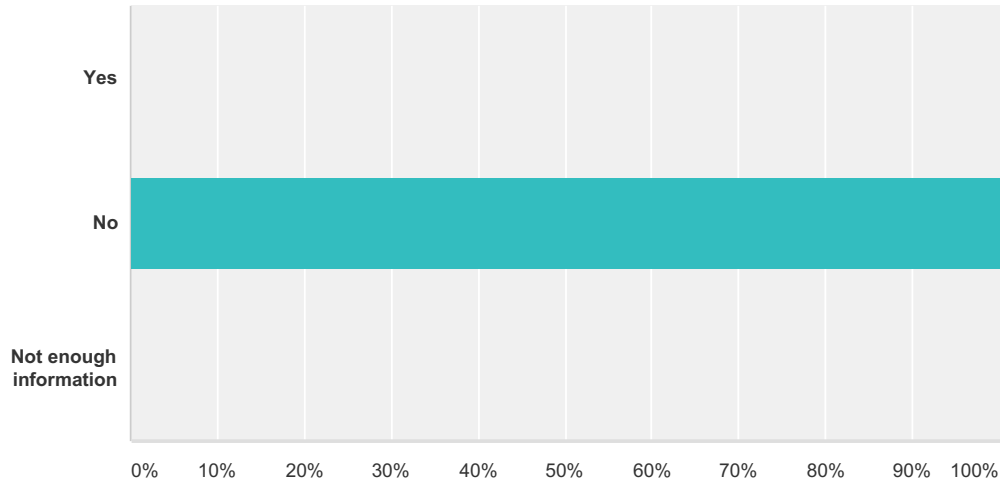
Answered: 1 Skipped: 1,069



Answer Choices	Responses
Yes	0.00% 0
No	100.00% 1
Not enough information	0.00% 0
Total	1

Q256 Does your child have a disability that is not immediately apparent (i.e., allergy, asthma, diabetes, ADHD, etc.)?

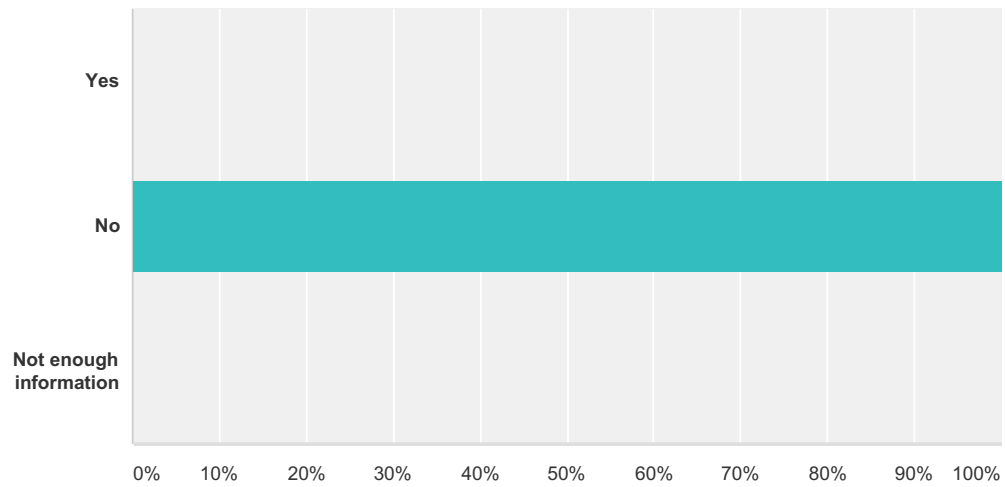
Answered: 1 Skipped: 1,069



Answer Choices	Responses	
Yes	0.00%	0
No	100.00%	1
Not enough information	0.00%	0
Total		1

Q257 Does your child have a visible disability?

Answered: 1 Skipped: 1,069



Answer Choices	Responses
Yes	0.00% 0
No	100.00% 1
Not enough information	0.00% 0
Total	1

Q258 How does your child identify (sexual orientation)? Please enter "not enough information" if you feel that you do not have enough information to answer this question.

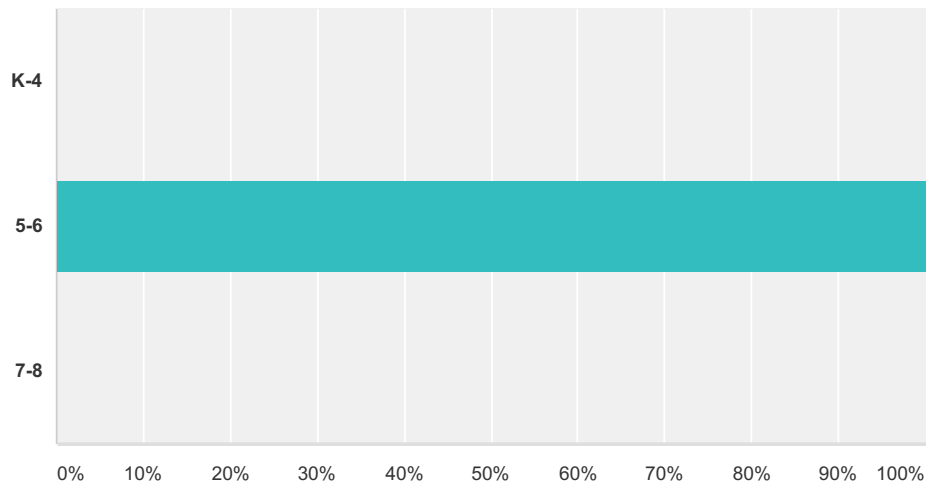
Answered: 1 Skipped: 1,069

Q259 How does your child identify (gender identity)? Please enter "not enough information" if you feel that you do not have enough information to answer this question.

Answered: 1 Skipped: 1,069

Q260 CHILD THREE: Please indicate your child's grade:

Answered: 1 Skipped: 1,069



Answer Choices	Responses
K-4	0.00% 0
5-6	100.00% 1
7-8	0.00% 0
Total	1

Q261 How does your child identify (race)?

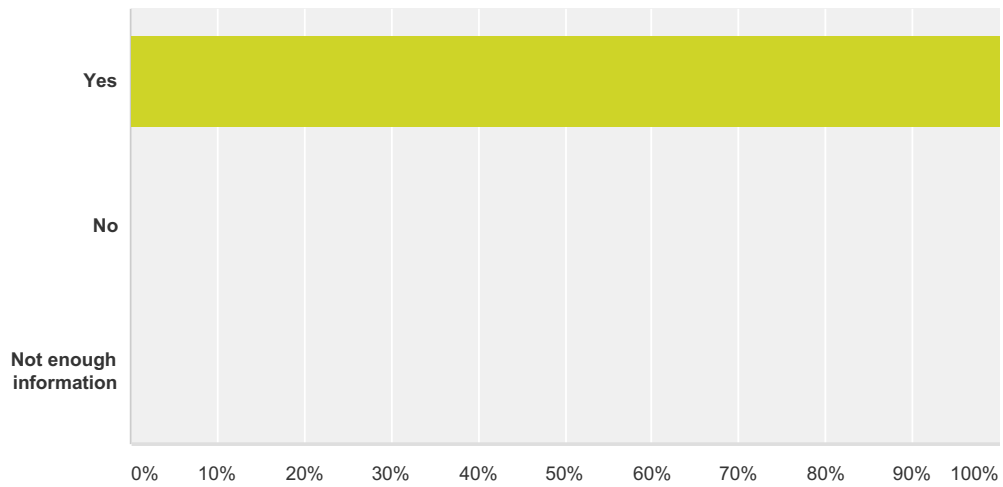
Answered: 0 Skipped: 1,070

▲ No matching responses.

Answer Choices	Responses
American Indian/Alaskan Native	0.00% 0
Asian/Pacific Islander	0.00% 0
Black/African American	0.00% 0
Latino/Latina/Hispanic	0.00% 0
White/Caucasian	0.00% 0
Multiracial	0.00% 0
Not listed above	0.00% 0
Total	0

Q262 Is English your child's first language?

Answered: 1 Skipped: 1,069



Answer Choices	Responses	
Yes	100.00%	1
No	0.00%	0
Not enough information	0.00%	0
Total		1

Q263 Does your child qualify for free and reduced lunch?

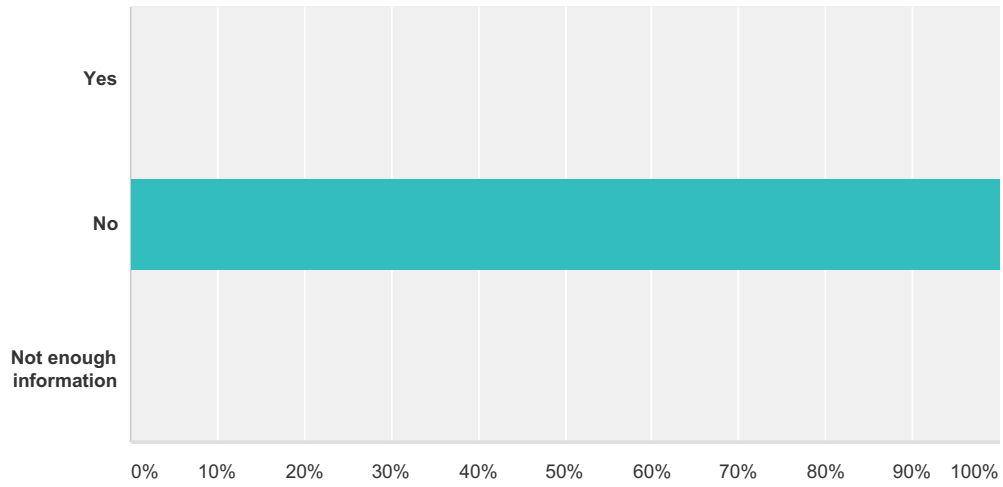
Answered: 0 Skipped: 1,070

⚠ No matching responses.

Answer Choices	Responses
Yes	0.00% 0
No	0.00% 0
Not enough information	0.00% 0
Total	0

Q264 Does your child have an IEP (Individualized Education Plan)?

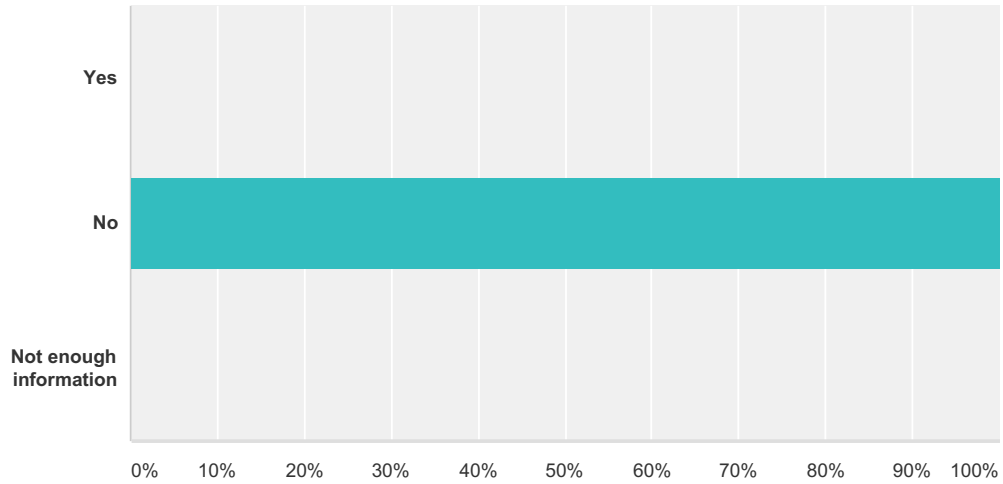
Answered: 1 Skipped: 1,069



Answer Choices	Responses
Yes	0.00% 0
No	100.00% 1
Not enough information	0.00% 0
Total	1

Q265 Does your child have a disability that is not immediately apparent (i.e., allergy, asthma, diabetes, ADHD, etc.)?

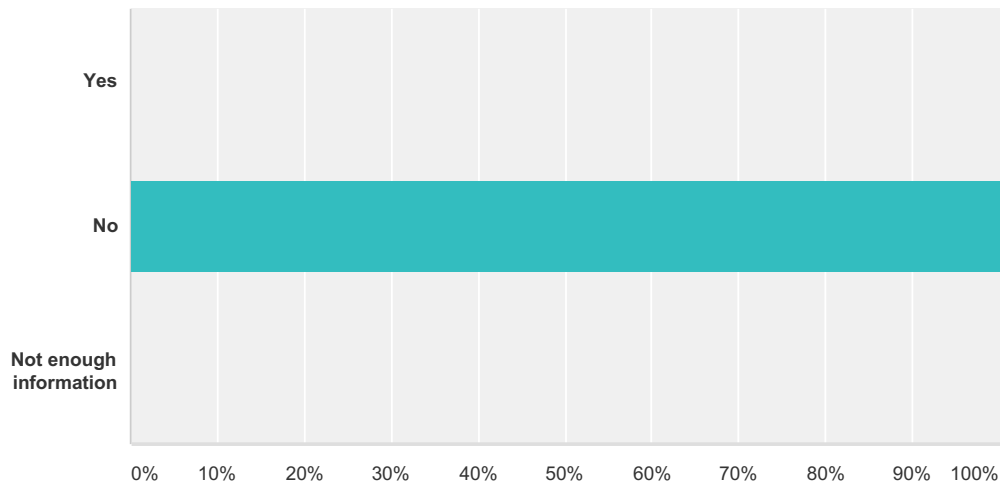
Answered: 1 Skipped: 1,069



Answer Choices	Responses	Count
Yes	0.00%	0
No	100.00%	1
Not enough information	0.00%	0
Total		1

Q266 Does your child have a visible disability?

Answered: 1 Skipped: 1,069



Answer Choices	Responses
Yes	0.00% 0
No	100.00% 1
Not enough information	0.00% 0
Total	1

Q267 How does your child identify (sexual orientation)? Please enter "not enough information" if you feel that you do not have enough information to answer this question.

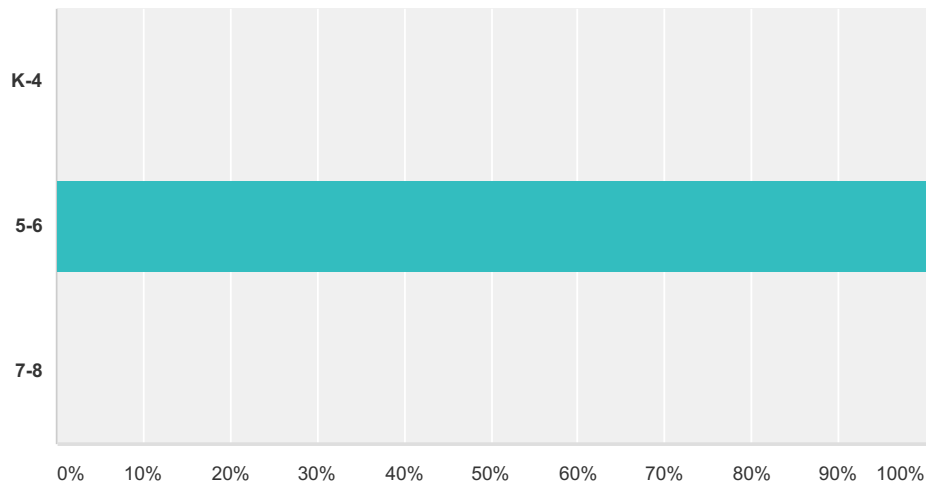
Answered: 1 Skipped: 1,069

Q268 How does your child identify (gender identity)? Please enter "not enough information" if you feel that you do not have enough information to answer this question.

Answered: 1 Skipped: 1,069

Q269 CHILD FOUR: Please indicate your child's grade:

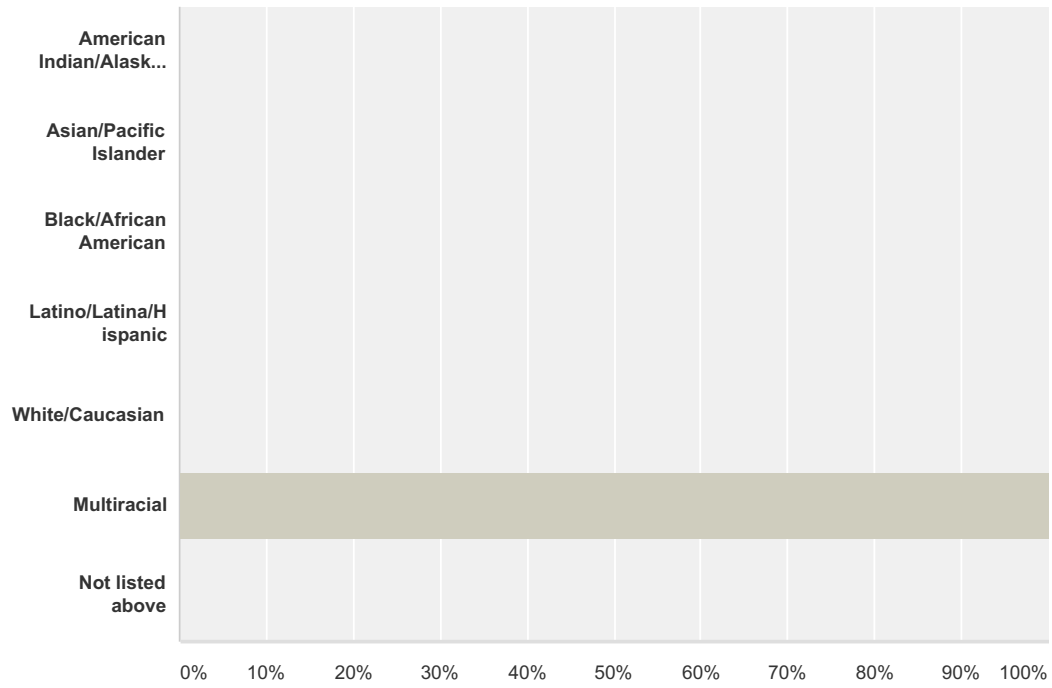
Answered: 1 Skipped: 1,069



Answer Choices	Responses
K-4	0.00% 0
5-6	100.00% 1
7-8	0.00% 0
Total	1

Q270 How does your child identify (race)?

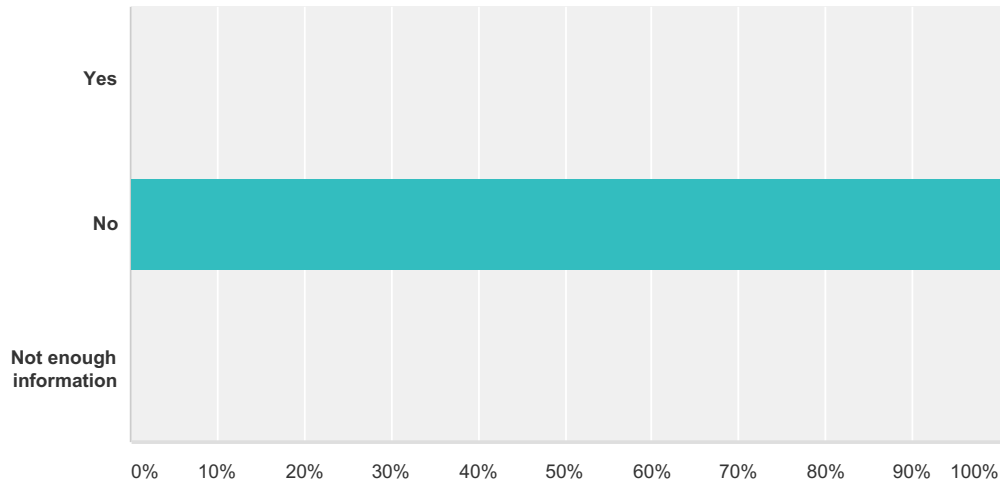
Answered: 1 Skipped: 1,069



Answer Choices	Responses
American Indian/Alaskan Native	0.00% 0
Asian/Pacific Islander	0.00% 0
Black/African American	0.00% 0
Latino/Latina/Hispanic	0.00% 0
White/Caucasian	0.00% 0
Multiracial	100.00% 1
Not listed above	0.00% 0
Total	1

Q271 Is English your child's first language?

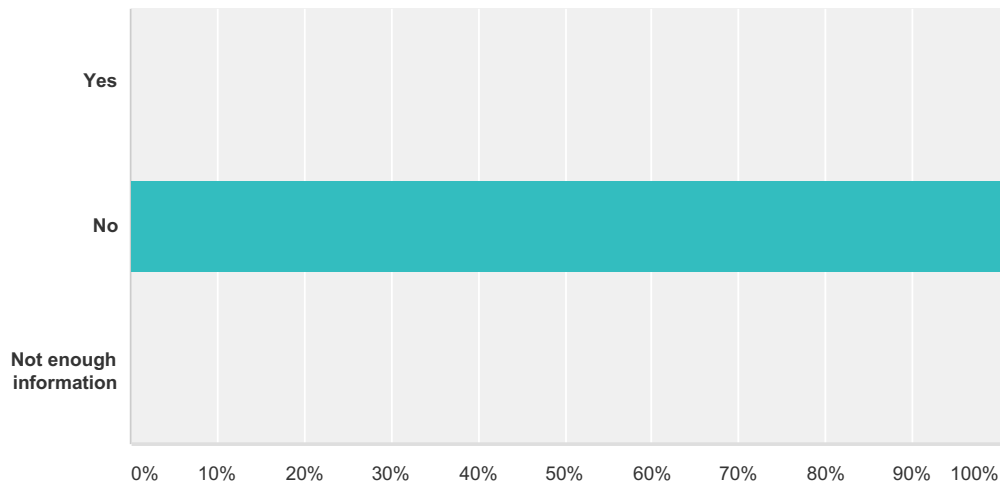
Answered: 1 Skipped: 1,069



Answer Choices	Responses	
Yes	0.00%	0
No	100.00%	1
Not enough information	0.00%	0
Total		1

Q272 Does your child qualify for free and reduced lunch?

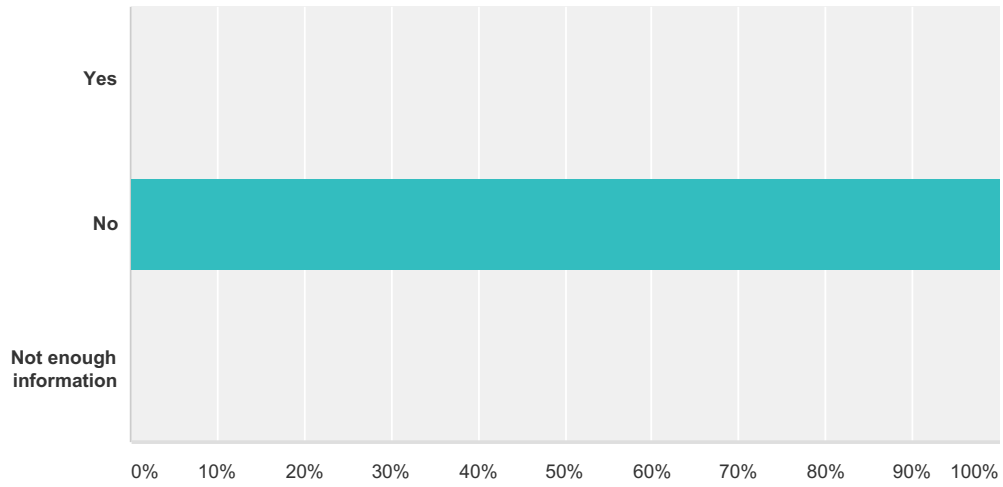
Answered: 1 Skipped: 1,069



Answer Choices	Responses
Yes	0.00% 0
No	100.00% 1
Not enough information	0.00% 0
Total	1

Q273 Does your child have an IEP (Individualized Education Plan)?

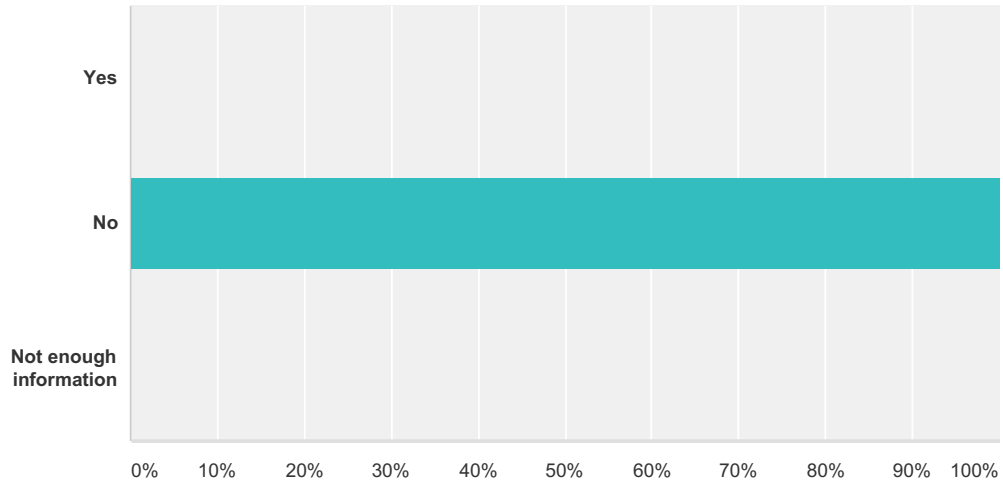
Answered: 1 Skipped: 1,069



Answer Choices	Responses
Yes	0.00% 0
No	100.00% 1
Not enough information	0.00% 0
Total	1

Q274 Does your child have a disability that is not immediately apparent (i.e., allergy, asthma, diabetes, ADHD, etc.)?

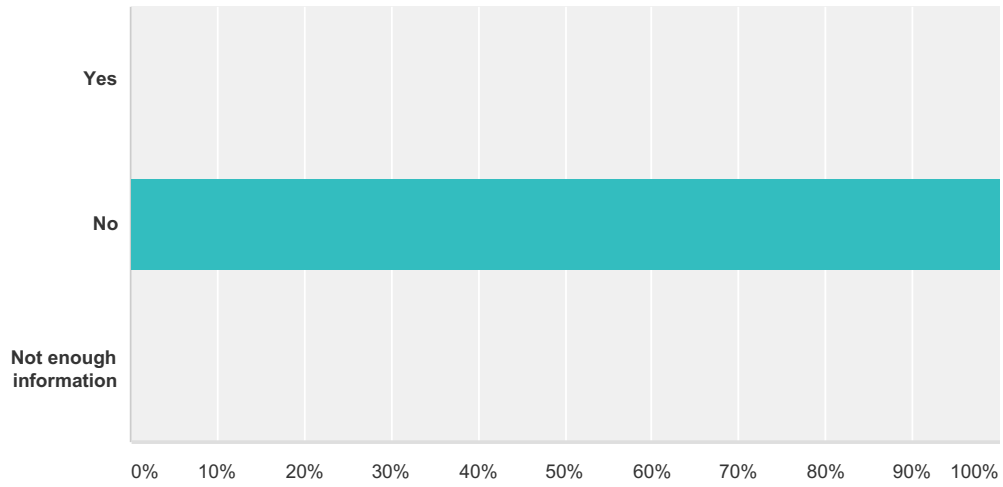
Answered: 1 Skipped: 1,069



Answer Choices	Responses	
Yes	0.00%	0
No	100.00%	1
Not enough information	0.00%	0
Total		1

Q275 Does your child have a visible disability?

Answered: 1 Skipped: 1,069



Answer Choices	Responses
Yes	0.00% 0
No	100.00% 1
Not enough information	0.00% 0
Total	1

Q276 How does your child identify (sexual orientation)? Please enter "not enough information" if you feel that you do not have enough information to answer this question.

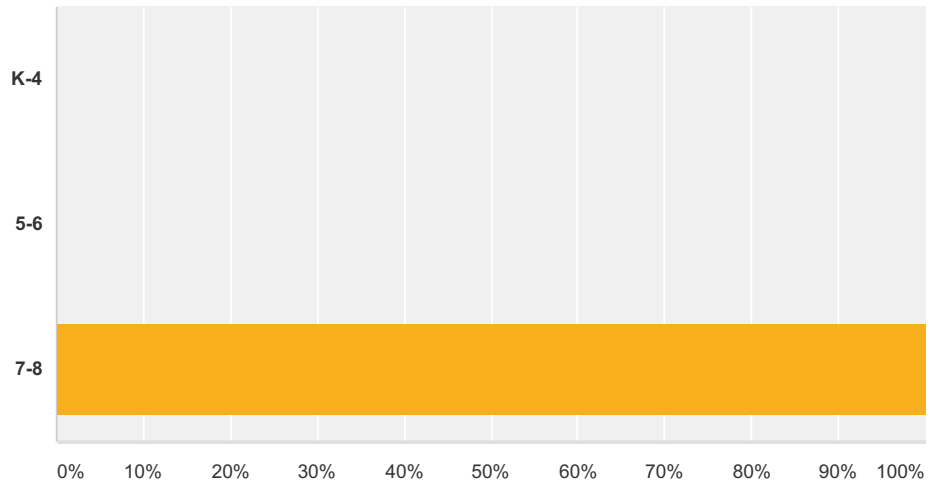
Answered: 1 Skipped: 1,069

Q277 How does your child identify (gender identity)? Please enter "not enough information" if you feel that you do not have enough information to answer this question.

Answered: 1 Skipped: 1,069

Q278 CHILD FIVE: Please indicate your child's grade:

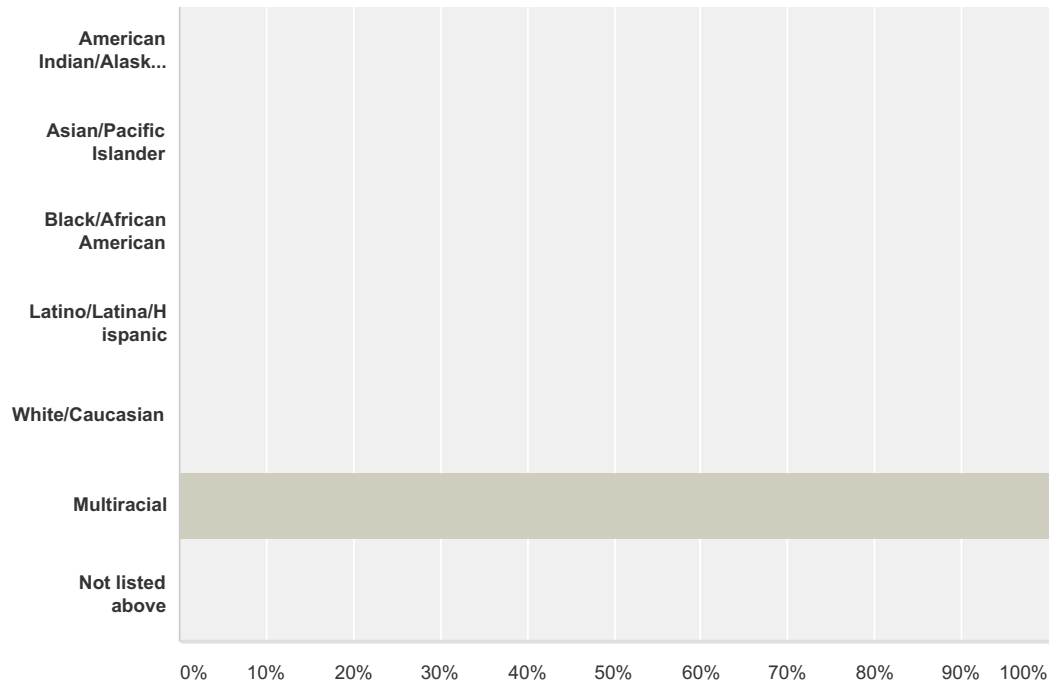
Answered: 1 Skipped: 1,069



Answer Choices	Responses
K-4	0.00% 0
5-6	0.00% 0
7-8	100.00% 1
Total	1

Q279 How does your child identify (race)?

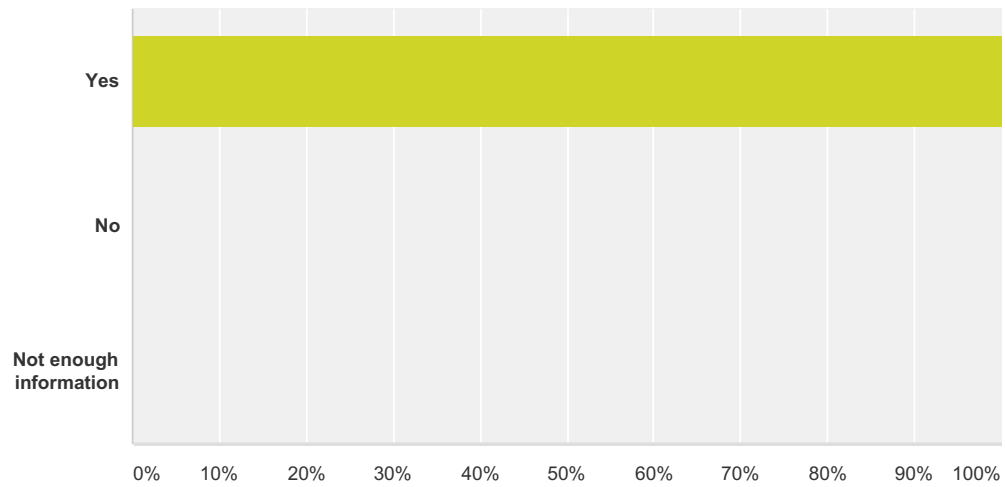
Answered: 1 Skipped: 1,069



Answer Choices	Responses
American Indian/Alaskan Native	0.00% 0
Asian/Pacific Islander	0.00% 0
Black/African American	0.00% 0
Latino/Latina/Hispanic	0.00% 0
White/Caucasian	0.00% 0
Multiracial	100.00% 1
Not listed above	0.00% 0
Total	1

Q280 Is English your child's first language?

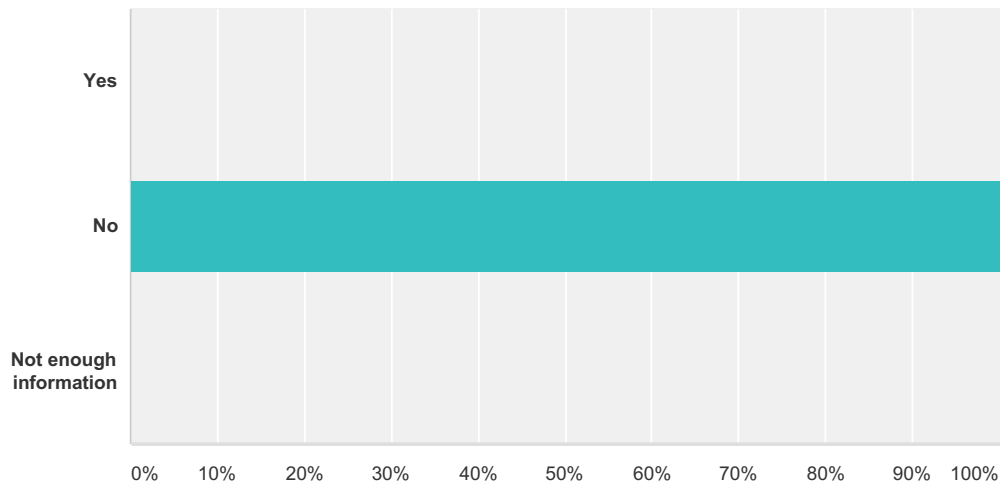
Answered: 1 Skipped: 1,069



Answer Choices	Responses	
Yes	100.00%	1
No	0.00%	0
Not enough information	0.00%	0
Total		1

Q281 Does your child qualify for free and reduced lunch?

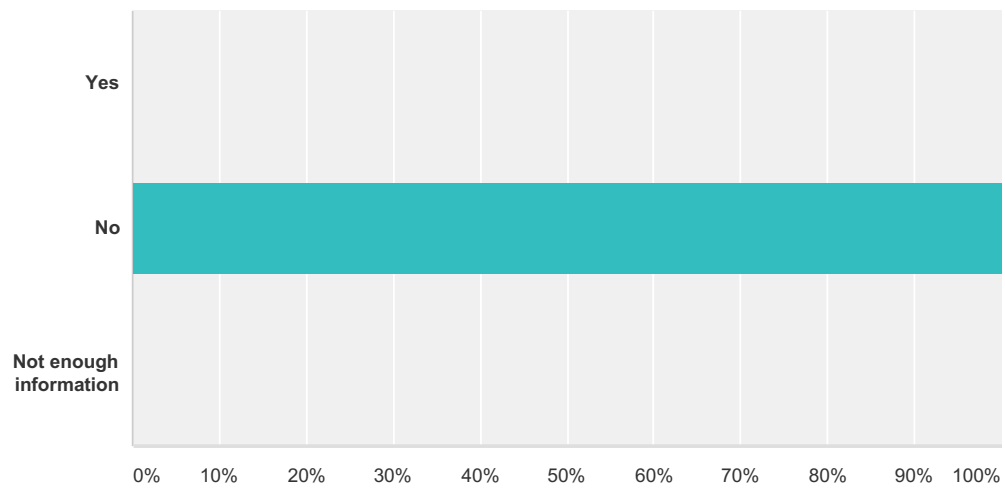
Answered: 1 Skipped: 1,069



Answer Choices	Responses
Yes	0.00% 0
No	100.00% 1
Not enough information	0.00% 0
Total	1

Q282 Does your child have an IEP (Individualized Education Plan)?

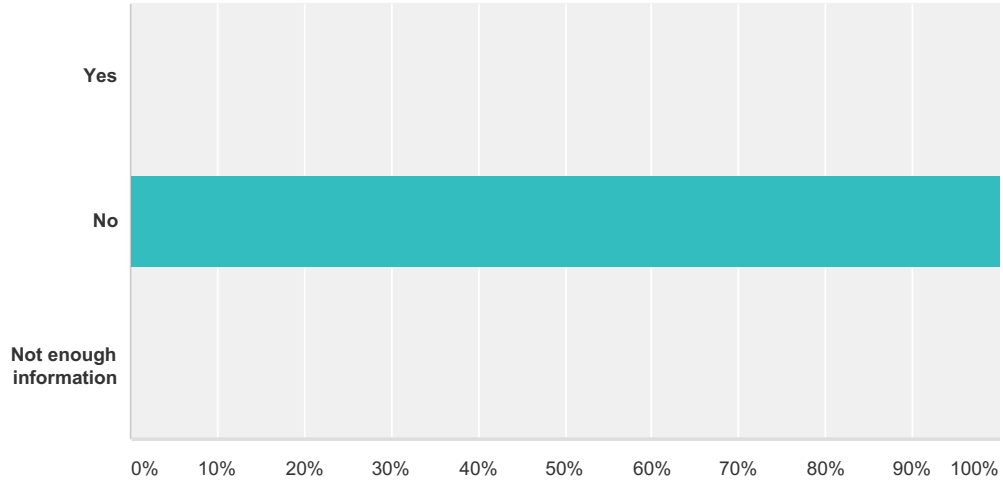
Answered: 1 Skipped: 1,069



Answer Choices	Responses
Yes	0.00% 0
No	100.00% 1
Not enough information	0.00% 0
Total	1

Q283 Does your child have a disability that is not immediately apparent (i.e., allergy, asthma, diabetes, ADHD, etc.)?

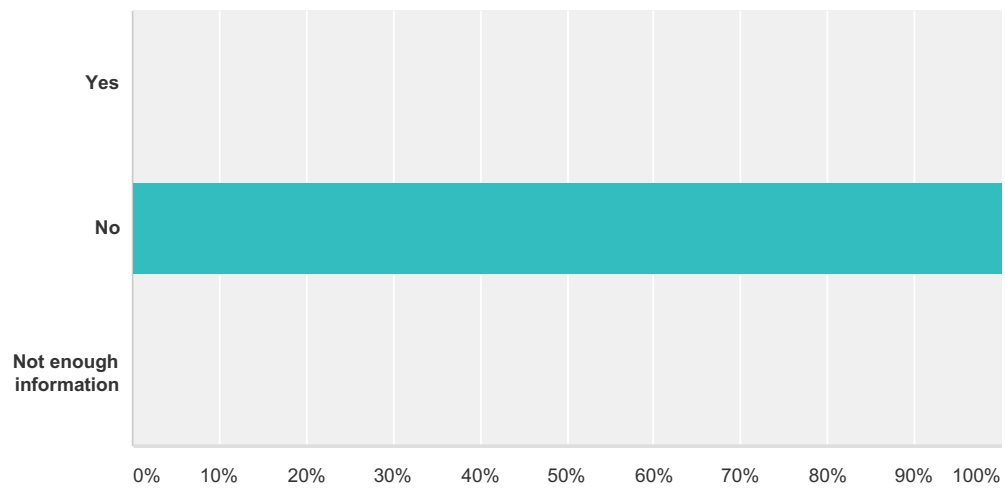
Answered: 1 Skipped: 1,069



Answer Choices	Responses	
Yes	0.00%	0
No	100.00%	1
Not enough information	0.00%	0
Total		1

Q284 Does your child have a visible disability?

Answered: 1 Skipped: 1,069



Answer Choices	Responses
Yes	0.00% 0
No	100.00% 1
Not enough information	0.00% 0
Total	1

Q285 How does your child identify (sexual orientation)? Please enter "not enough information" if you feel that you do not have enough information to answer this question.

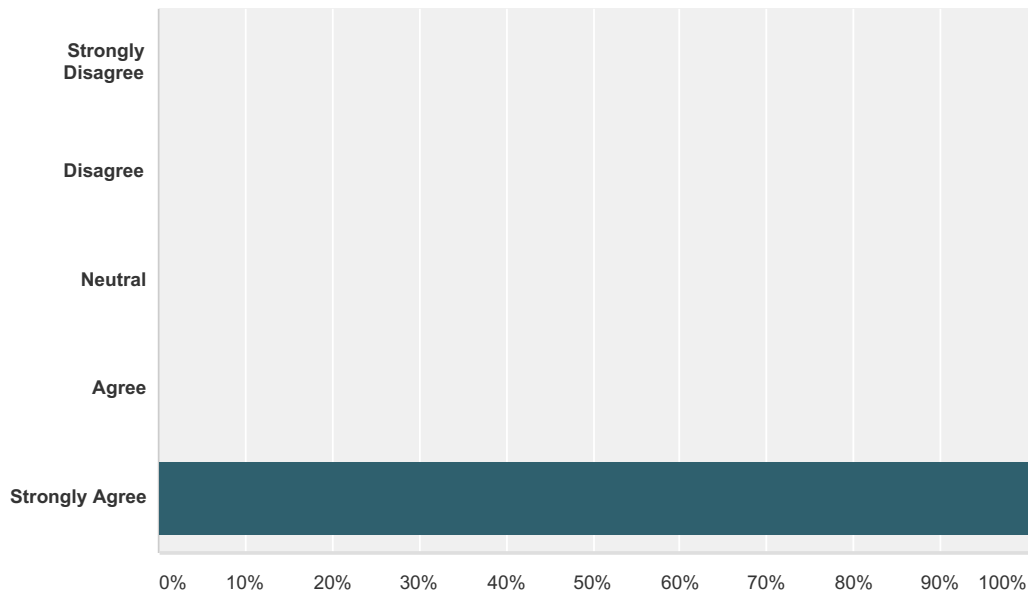
Answered: 1 Skipped: 1,069

Q286 How does your child identify (gender identity)? Please enter "not enough information" if you feel that you do not have enough information to answer this question.

Answered: 1 Skipped: 1,069

Q287 CHILD ONE: My child feels included in the school community.

Answered: 1 Skipped: 1,069



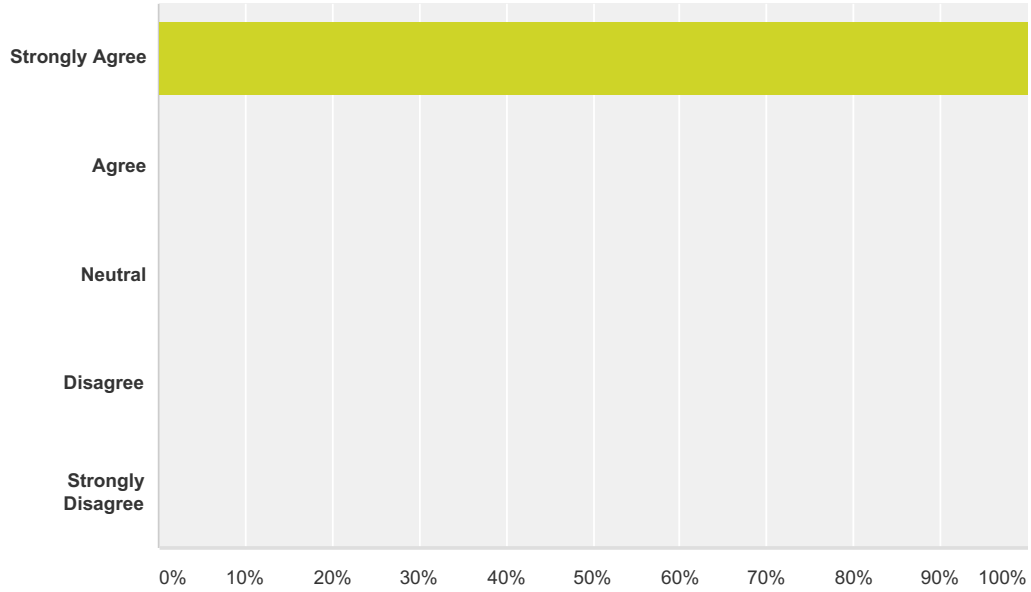
Answer Choices	Responses
Strongly Disagree	0.00% 0
Disagree	0.00% 0
Neutral	0.00% 0
Agree	0.00% 0
Strongly Agree	100.00% 1
Total	1

Q288 Please comment below (optional):

Answered: 0 Skipped: 1,070

Q289 People of different backgrounds/opinions/learning styles feel included at my child's school.

Answered: 1 Skipped: 1,069



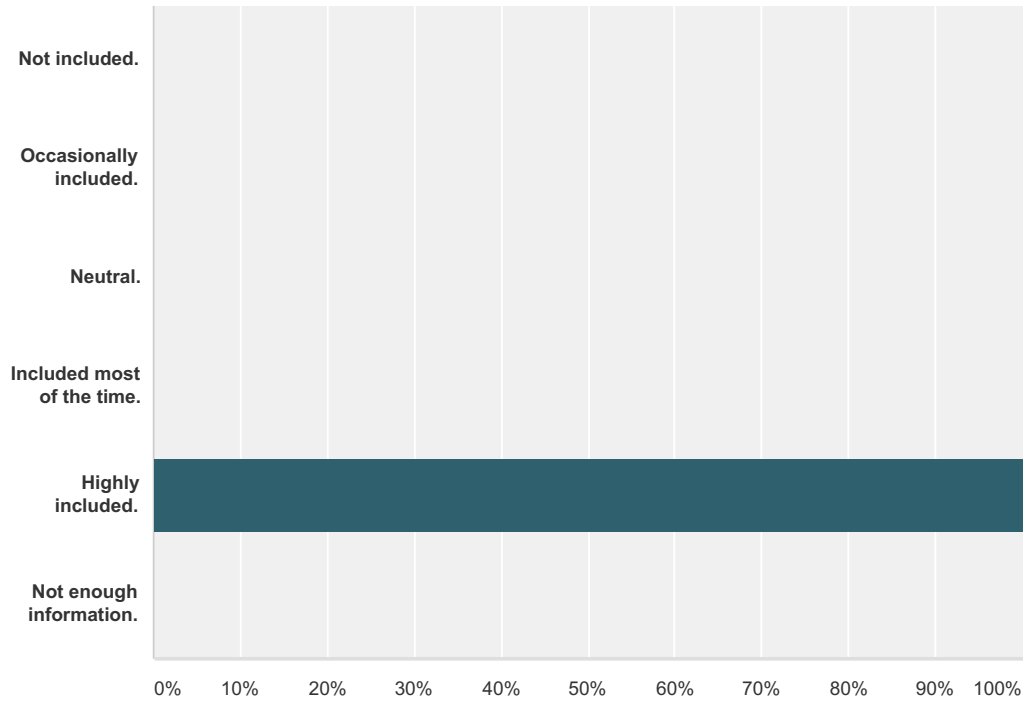
Answer Choices	Responses	
Strongly Agree	100.00%	1
Agree	0.00%	0
Neutral	0.00%	0
Disagree	0.00%	0
Strongly Disagree	0.00%	0
Total		1

Q290 Please comment below (optional):

Answered: 0 Skipped: 1,070

Q291 Please indicate the level of inclusion that each group feels: Students of different racial backgrounds feel:

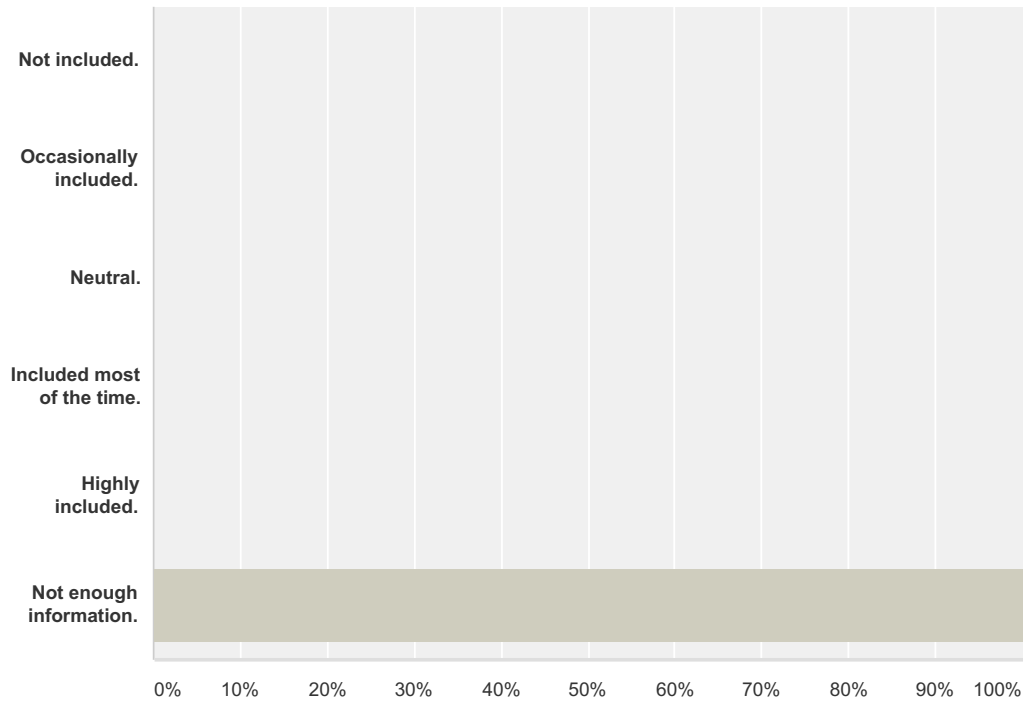
Answered: 1 Skipped: 1,069



Answer Choices	Responses
Not included.	0.00% 0
Occasionally included.	0.00% 0
Neutral.	0.00% 0
Included most of the time.	0.00% 0
Highly included.	100.00% 1
Not enough information.	0.00% 0
Total	1

Q292 Students who identify as LGBT feel:

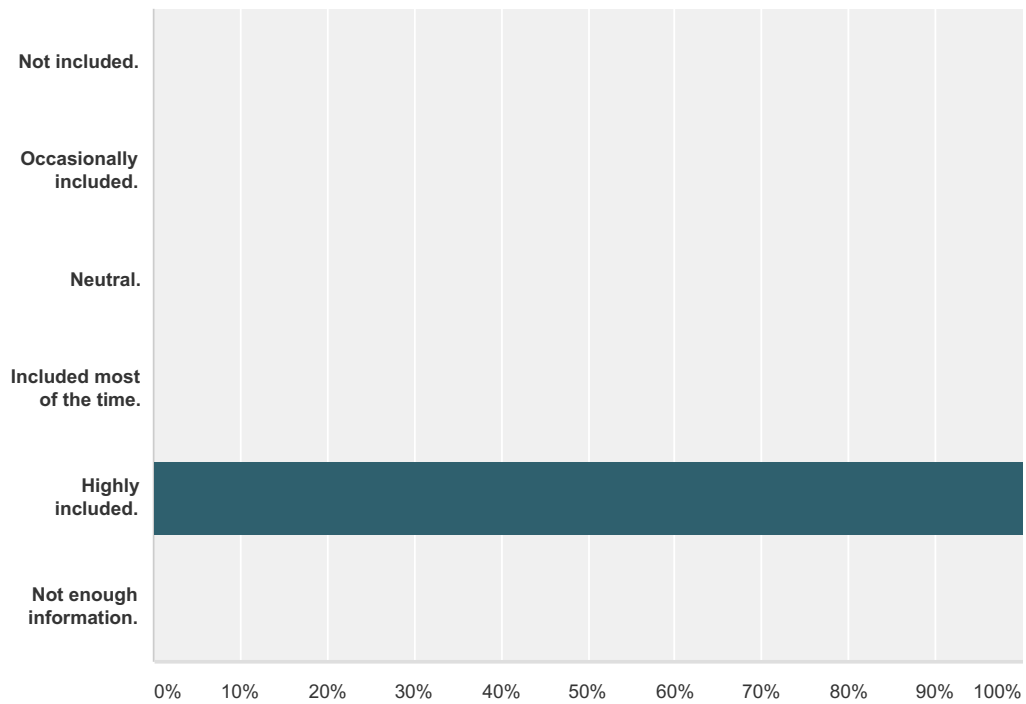
Answered: 1 Skipped: 1,069



Answer Choices	Responses
Not included.	0.00% 0
Occasionally included.	0.00% 0
Neutral.	0.00% 0
Included most of the time.	0.00% 0
Highly included.	0.00% 0
Not enough information.	100.00% 1
Total	1

Q293 Students who identify with different religious backgrounds feel:

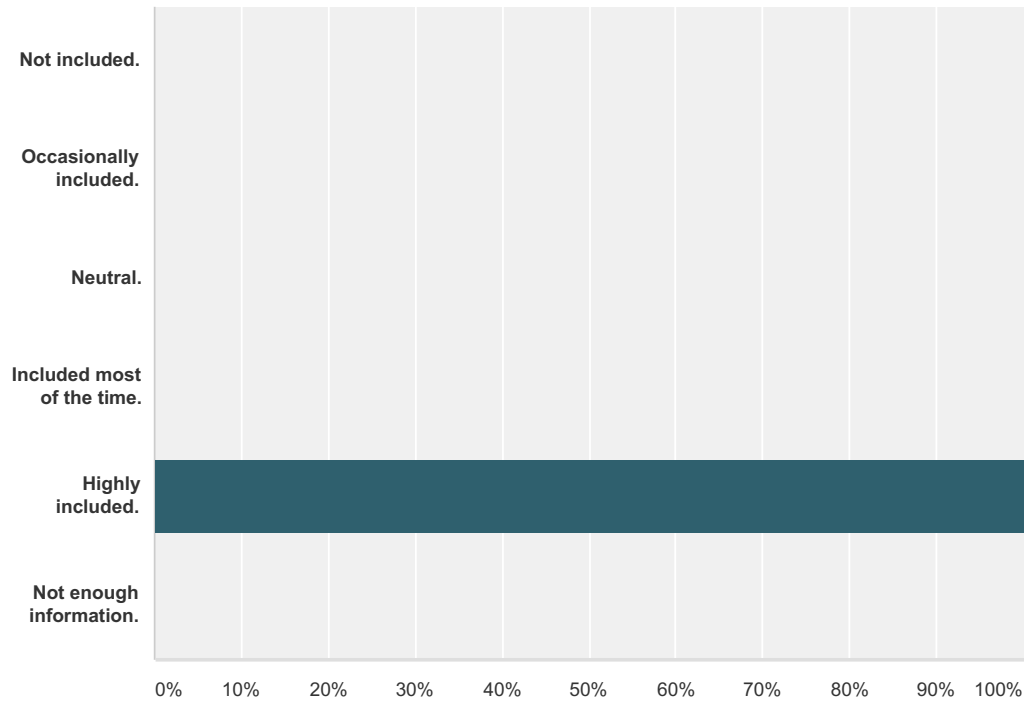
Answered: 1 Skipped: 1,069



Answer Choices	Responses	Count
Not included.	0.00%	0
Occasionally included.	0.00%	0
Neutral.	0.00%	0
Included most of the time.	0.00%	0
Highly included.	100.00%	1
Not enough information.	0.00%	0
Total		1

Q294 Students from lower socioeconomic backgrounds feel:

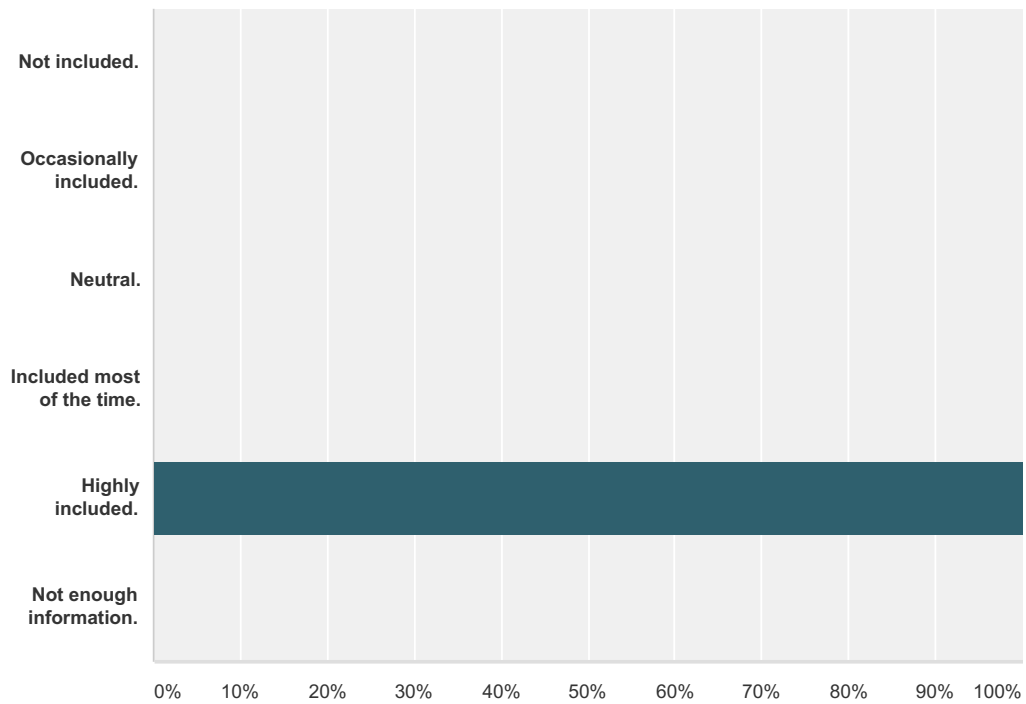
Answered: 1 Skipped: 1,069



Answer Choices	Responses
Not included.	0.00% 0
Occasionally included.	0.00% 0
Neutral.	0.00% 0
Included most of the time.	0.00% 0
Highly included.	100.00% 1
Not enough information.	0.00% 0
Total	1

Q295 Students with unique physical, cognitive, medical, or emotional needs feel:

Answered: 1 Skipped: 1,069



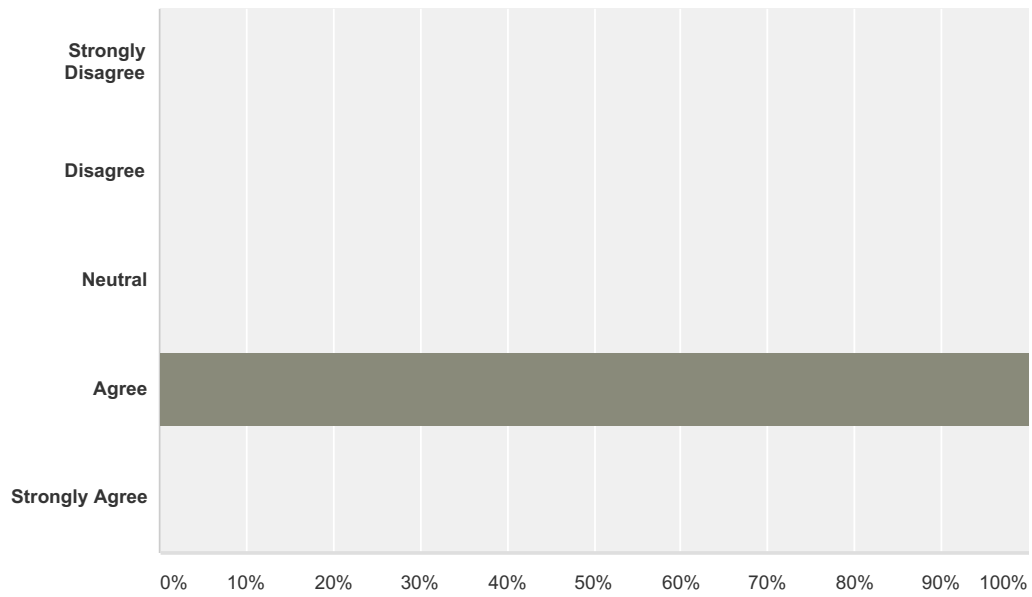
Answer Choices	Responses
Not included.	0.00% 0
Occasionally included.	0.00% 0
Neutral.	0.00% 0
Included most of the time.	0.00% 0
Highly included.	100.00% 1
Not enough information.	0.00% 0
Total	1

Q296 Please share any additional insights you have regarding children and their sense of belonging or inclusion in the school environment.

Answered: 0 Skipped: 1,070

Q297 CHILD TWO:My child feels included in the school community.

Answered: 1 Skipped: 1,069



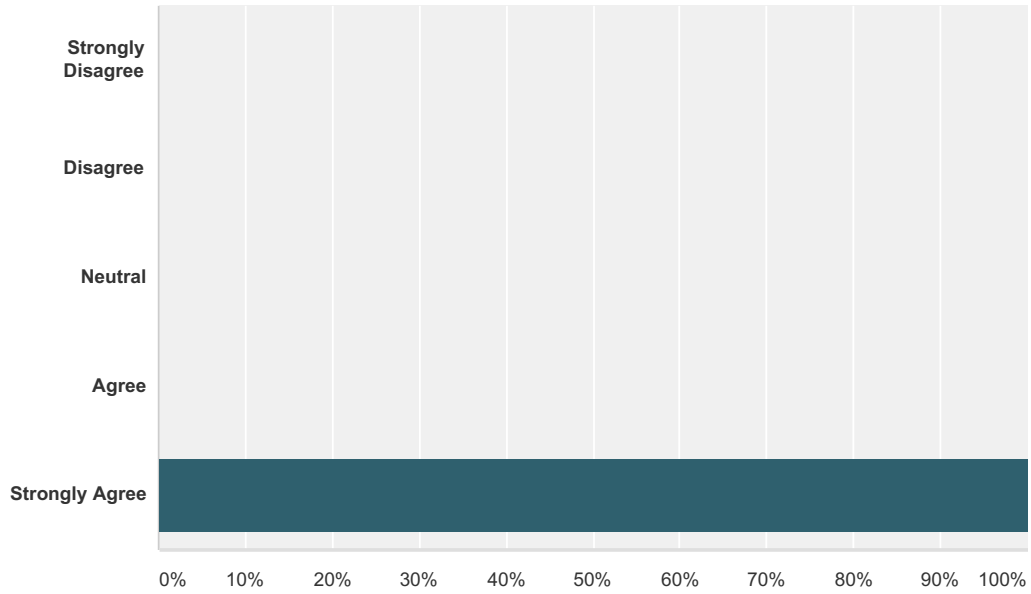
Answer Choices	Responses
Strongly Disagree	0.00% 0
Disagree	0.00% 0
Neutral	0.00% 0
Agree	100.00% 1
Strongly Agree	0.00% 0
Total	1

Q298 Please comment below (optional):

Answered: 0 Skipped: 1,070

Q299 People of different backgrounds/opinions/learning styles feel included at my child's school.

Answered: 1 Skipped: 1,069



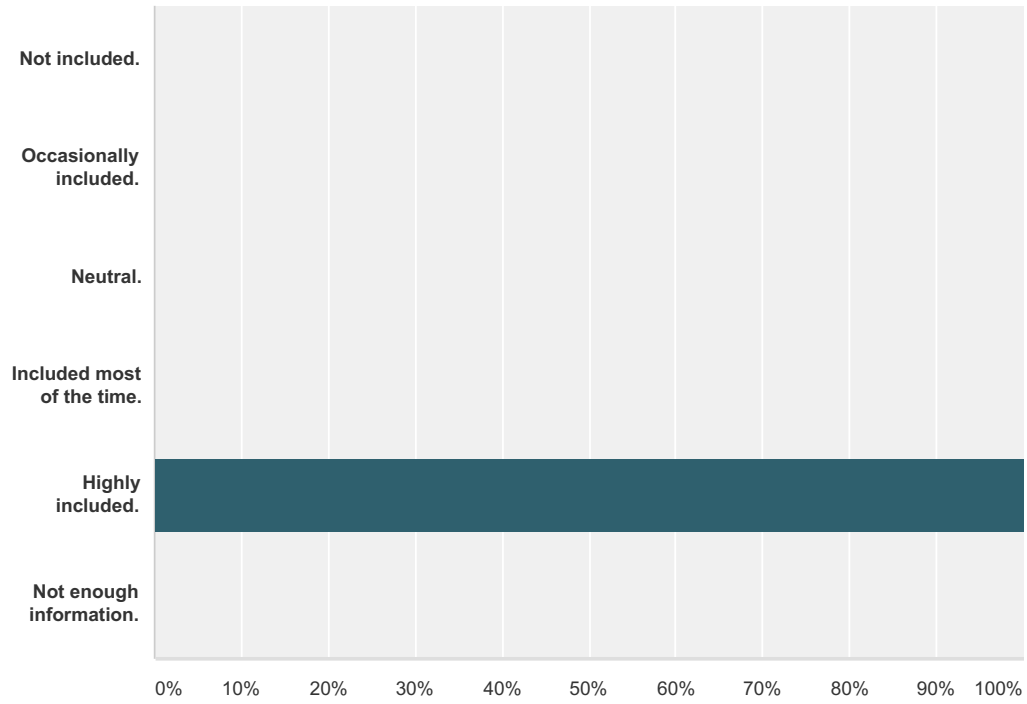
Answer Choices	Responses	
Strongly Disagree	0.00%	0
Disagree	0.00%	0
Neutral	0.00%	0
Agree	0.00%	0
Strongly Agree	100.00%	1
Total		1

Q300 Please comment below (optional):

Answered: 0 Skipped: 1,070

Q301 Please indicate the level of inclusion that each group feels: Students of different racial backgrounds feel:

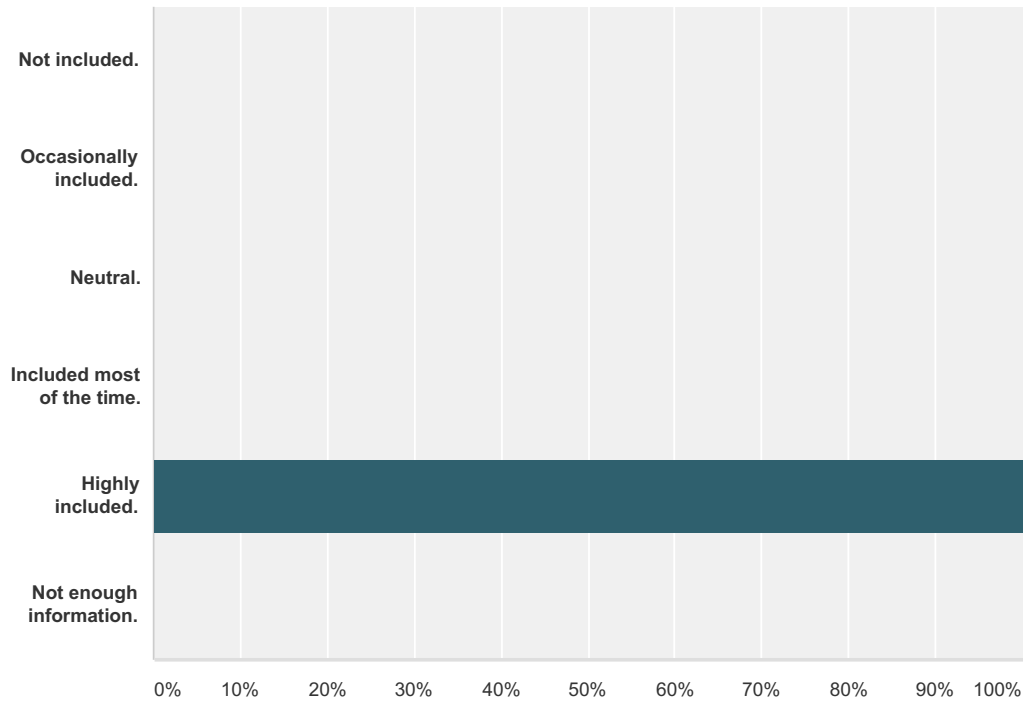
Answered: 1 Skipped: 1,069



Answer Choices	Responses
Not included.	0.00% 0
Occasionally included.	0.00% 0
Neutral.	0.00% 0
Included most of the time.	0.00% 0
Highly included.	100.00% 1
Not enough information.	0.00% 0
Total	1

Q302 Students who identify as LGBT feel:

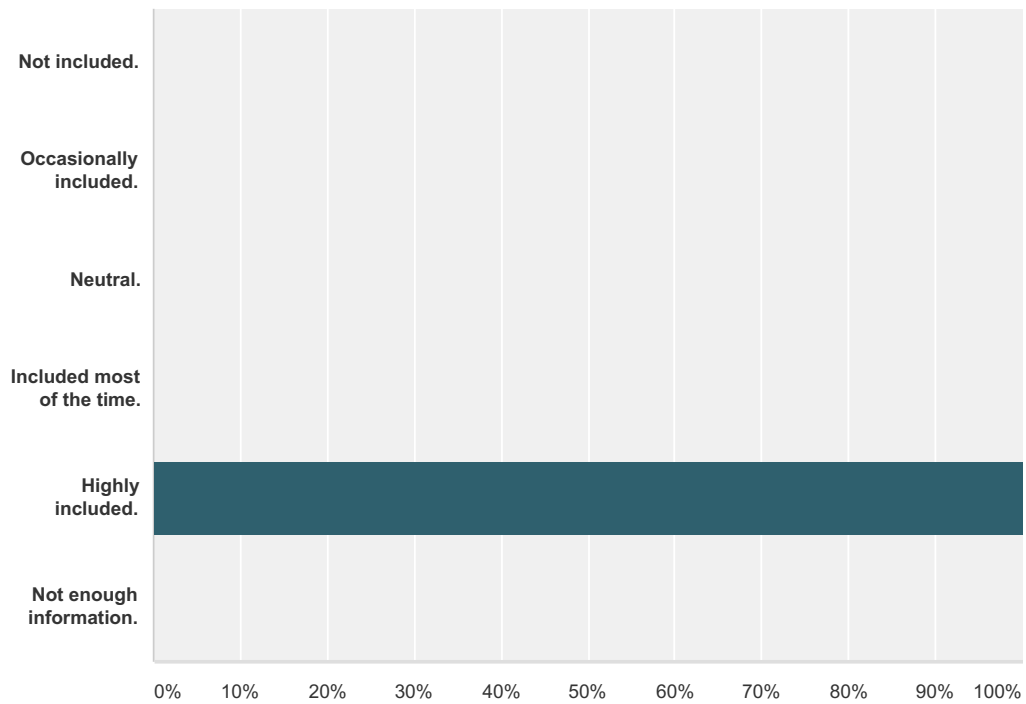
Answered: 1 Skipped: 1,069



Answer Choices	Responses
Not included.	0.00% 0
Occasionally included.	0.00% 0
Neutral.	0.00% 0
Included most of the time.	0.00% 0
Highly included.	100.00% 1
Not enough information.	0.00% 0
Total	1

Q303 Students who identify with different religious backgrounds feel:

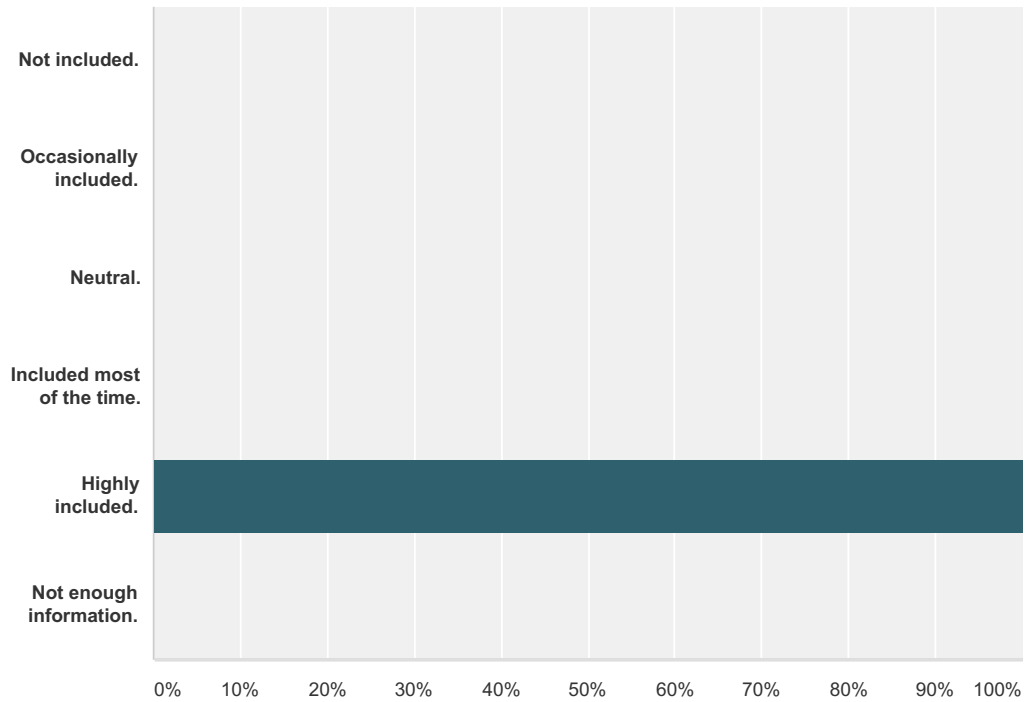
Answered: 1 Skipped: 1,069



Answer Choices	Responses
Not included.	0.00% 0
Occasionally included.	0.00% 0
Neutral.	0.00% 0
Included most of the time.	0.00% 0
Highly included.	100.00% 1
Not enough information.	0.00% 0
Total	1

Q304 Students from lower socioeconomic backgrounds feel:

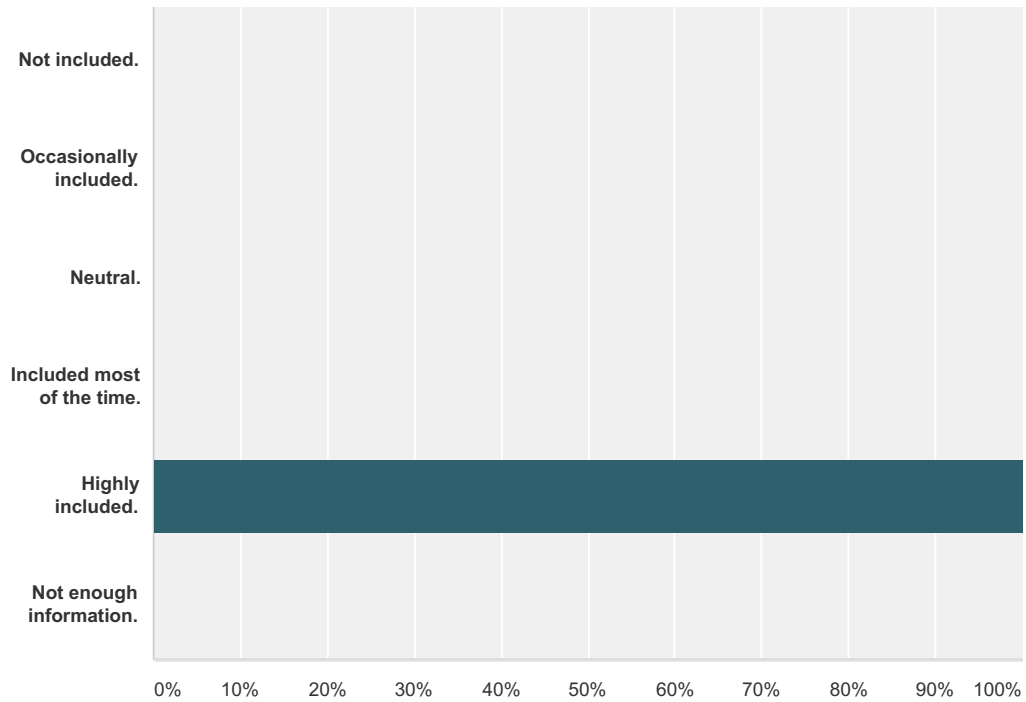
Answered: 1 Skipped: 1,069



Answer Choices	Responses
Not included.	0.00% 0
Occasionally included.	0.00% 0
Neutral.	0.00% 0
Included most of the time.	0.00% 0
Highly included.	100.00% 1
Not enough information.	0.00% 0
Total	1

Q305 Students with unique physical, cognitive, medical, or emotional needs feel:

Answered: 1 Skipped: 1,069



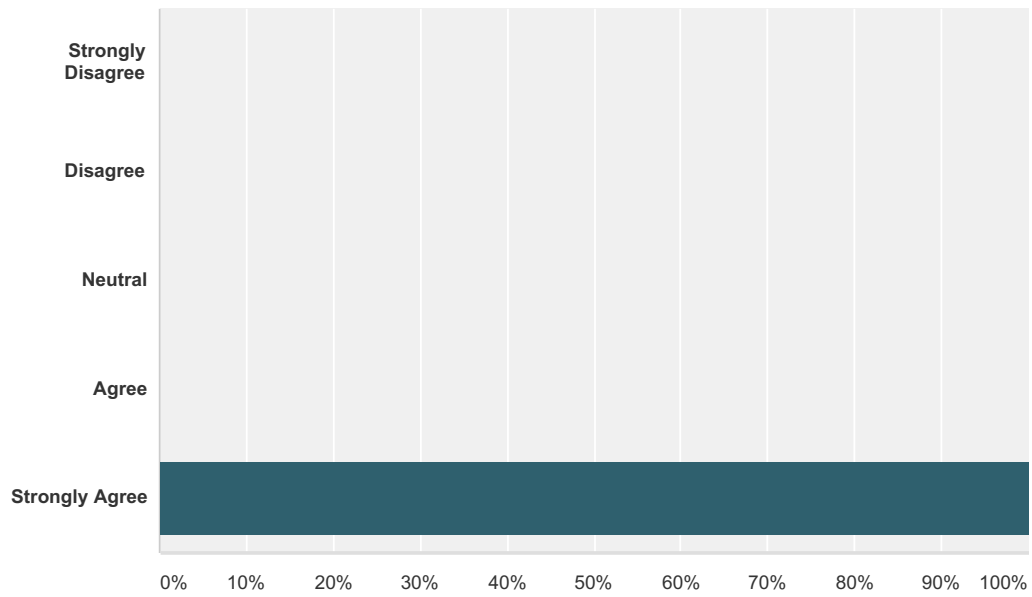
Answer Choices	Responses
Not included.	0.00% 0
Occasionally included.	0.00% 0
Neutral.	0.00% 0
Included most of the time.	0.00% 0
Highly included.	100.00% 1
Not enough information.	0.00% 0
Total	1

Q306 Please share any additional insights you have regarding children and their sense of belonging or inclusion in the school environment.

Answered: 0 Skipped: 1,070

Q307 CHILD THREE: My child feels included in the school community.

Answered: 1 Skipped: 1,069



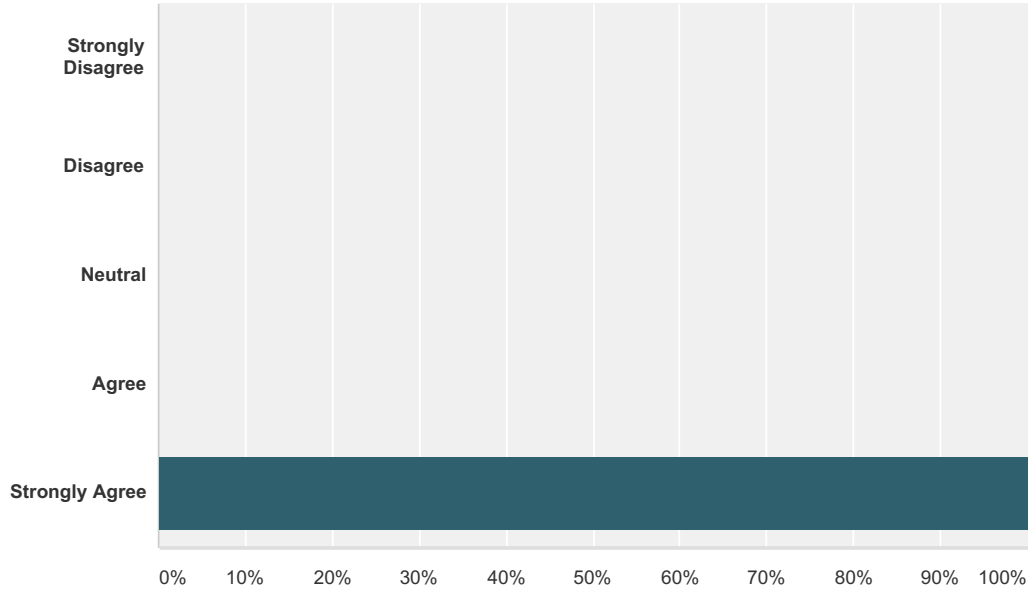
Answer Choices	Responses
Strongly Disagree	0.00% 0
Disagree	0.00% 0
Neutral	0.00% 0
Agree	0.00% 0
Strongly Agree	100.00% 1
Total	1

Q308 Please comment below (optional):

Answered: 0 Skipped: 1,070

Q309 People of different backgrounds/opinions/learning styles feel included at my child's school.

Answered: 1 Skipped: 1,069



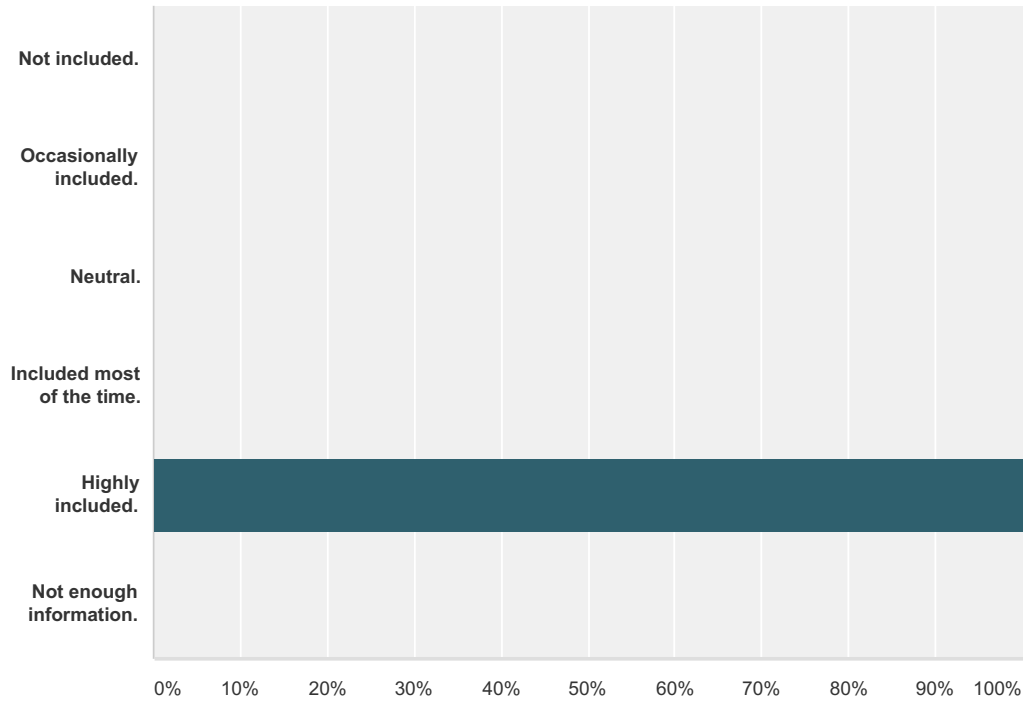
Answer Choices	Responses	Count
Strongly Disagree	0.00%	0
Disagree	0.00%	0
Neutral	0.00%	0
Agree	0.00%	0
Strongly Agree	100.00%	1
Total		1

Q310 Please comment below (optional):

Answered: 0 Skipped: 1,070

Q311 Please indicate the level of inclusion that each group feels: Students of different racial backgrounds feel:

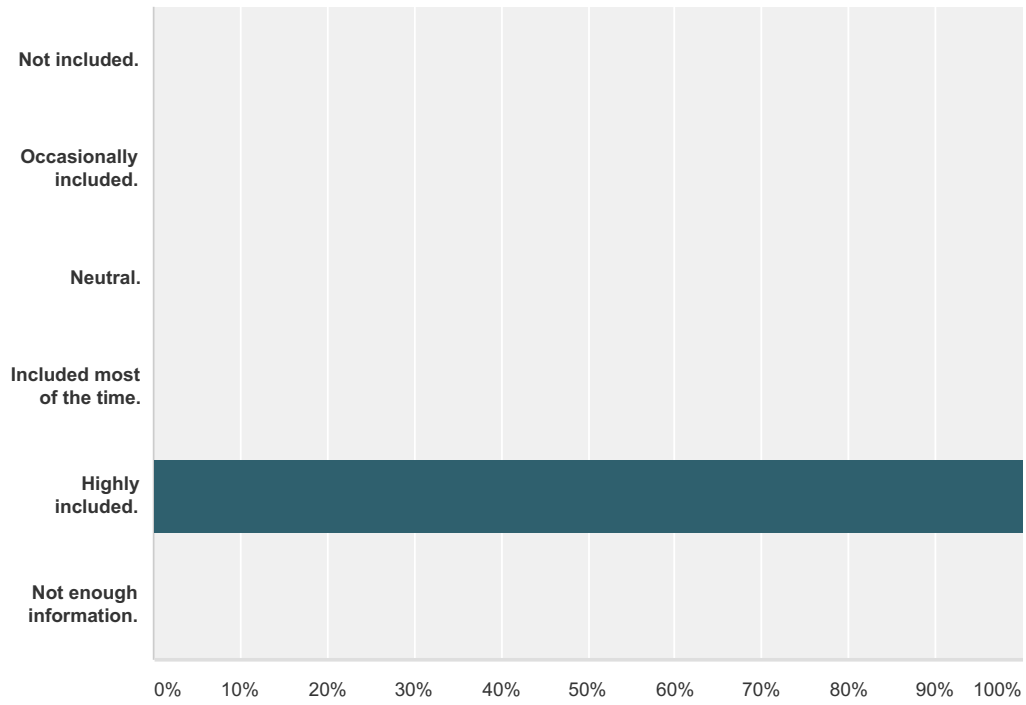
Answered: 1 Skipped: 1,069



Answer Choices	Responses
Not included.	0.00% 0
Occasionally included.	0.00% 0
Neutral.	0.00% 0
Included most of the time.	0.00% 0
Highly included.	100.00% 1
Not enough information.	0.00% 0
Total	1

Q312 Students who identify as LGBT feel:

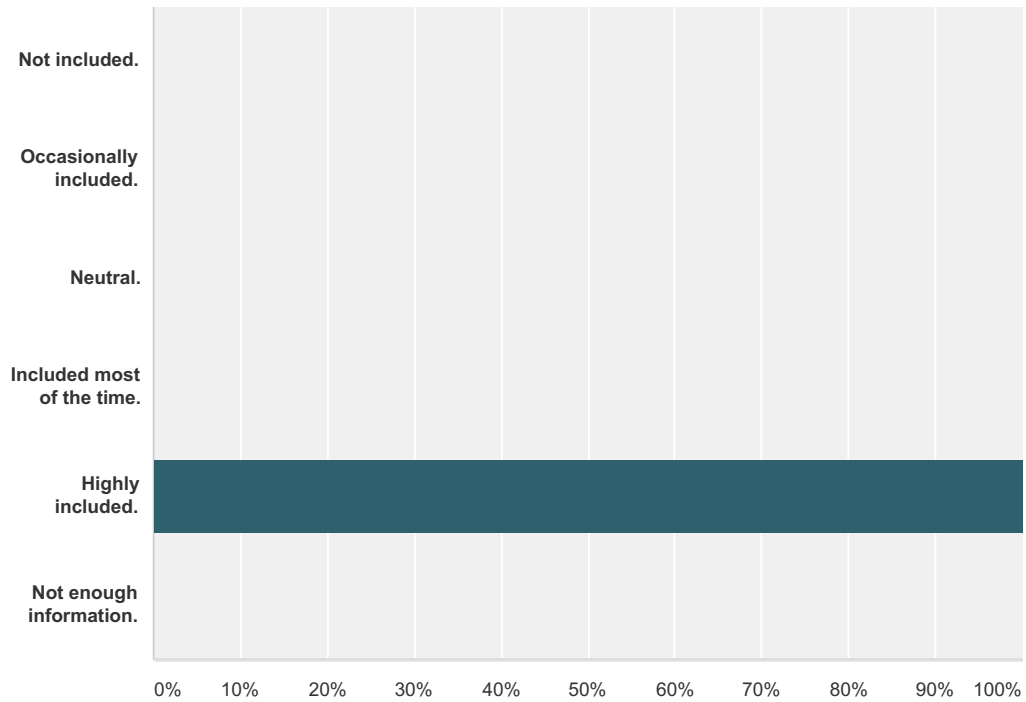
Answered: 1 Skipped: 1,069



Answer Choices	Responses
Not included.	0.00% 0
Occasionally included.	0.00% 0
Neutral.	0.00% 0
Included most of the time.	0.00% 0
Highly included.	100.00% 1
Not enough information.	0.00% 0
Total	1

Q313 Students who identify with different religious backgrounds feel:

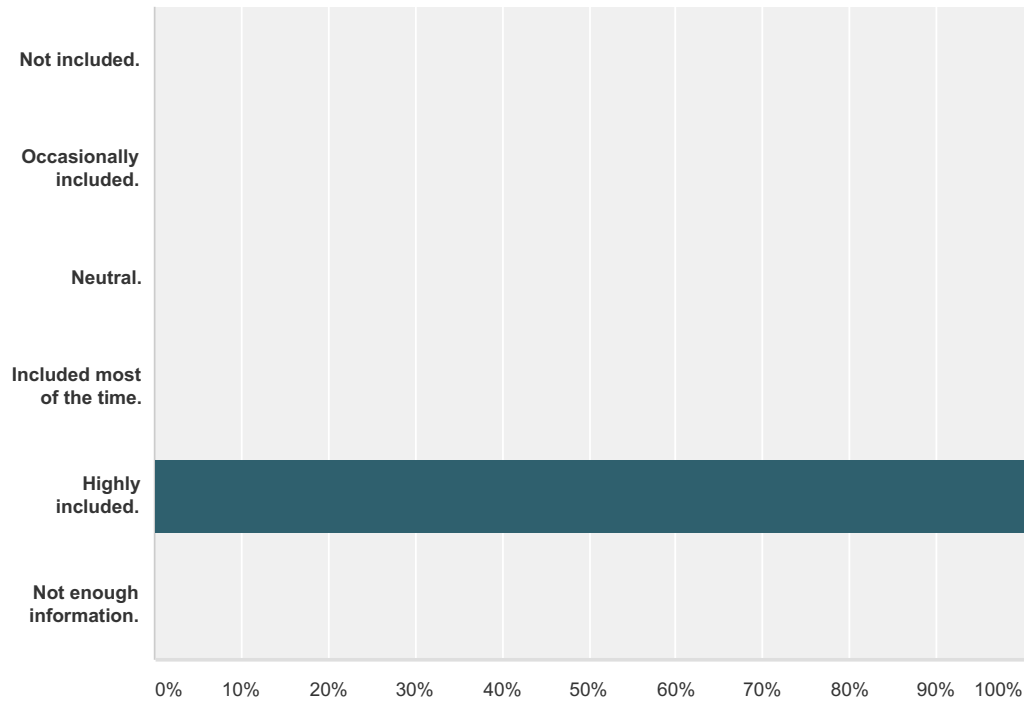
Answered: 1 Skipped: 1,069



Answer Choices	Responses
Not included.	0.00% 0
Occasionally included.	0.00% 0
Neutral.	0.00% 0
Included most of the time.	0.00% 0
Highly included.	100.00% 1
Not enough information.	0.00% 0
Total	1

Q314 Students from lower socioeconomic backgrounds feel:

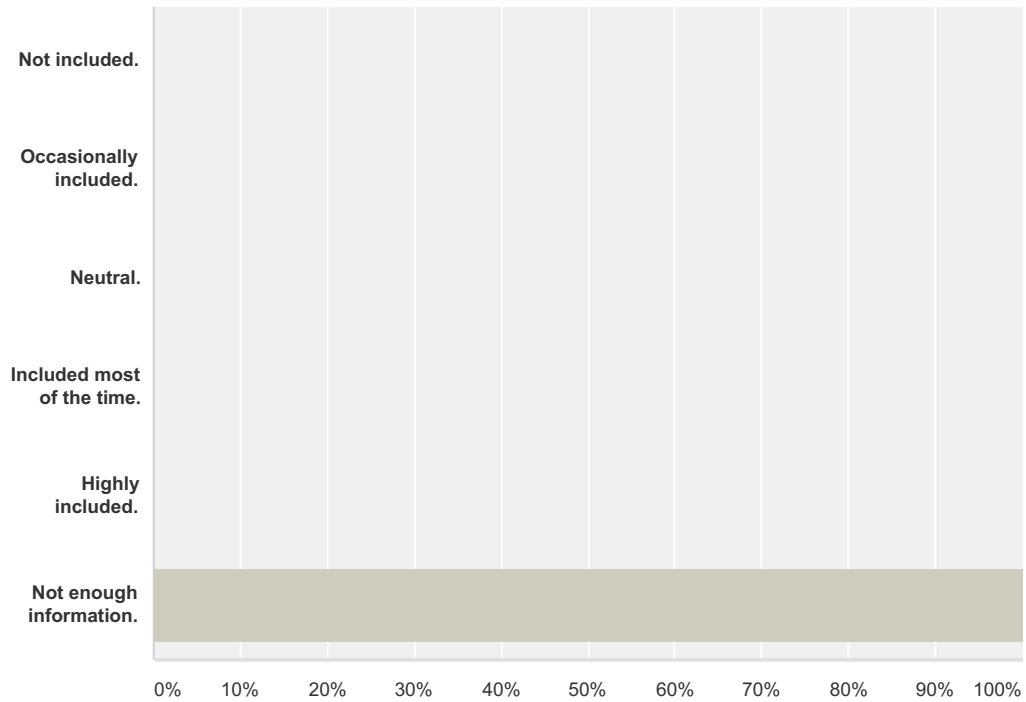
Answered: 1 Skipped: 1,069



Answer Choices	Responses	Count
Not included.	0.00%	0
Occasionally included.	0.00%	0
Neutral.	0.00%	0
Included most of the time.	0.00%	0
Highly included.	100.00%	1
Not enough information.	0.00%	0
Total		1

Q315 Students with unique physical, cognitive, medical, or emotional needs feel:

Answered: 1 Skipped: 1,069



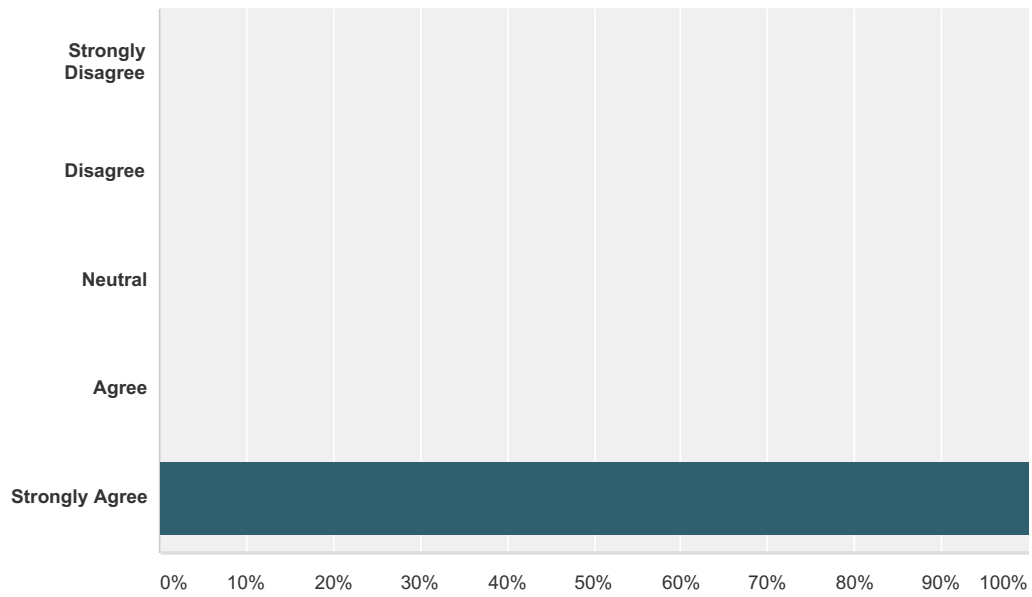
Answer Choices	Responses
Not included.	0.00% 0
Occasionally included.	0.00% 0
Neutral.	0.00% 0
Included most of the time.	0.00% 0
Highly included.	0.00% 0
Not enough information.	100.00% 1
Total	1

Q316 Please share any additional insights you have regarding children and their sense of belonging or inclusion in the school environment.

Answered: 0 Skipped: 1,070

Q317 CHILD FOUR: My child feels included in the school community.

Answered: 1 Skipped: 1,069



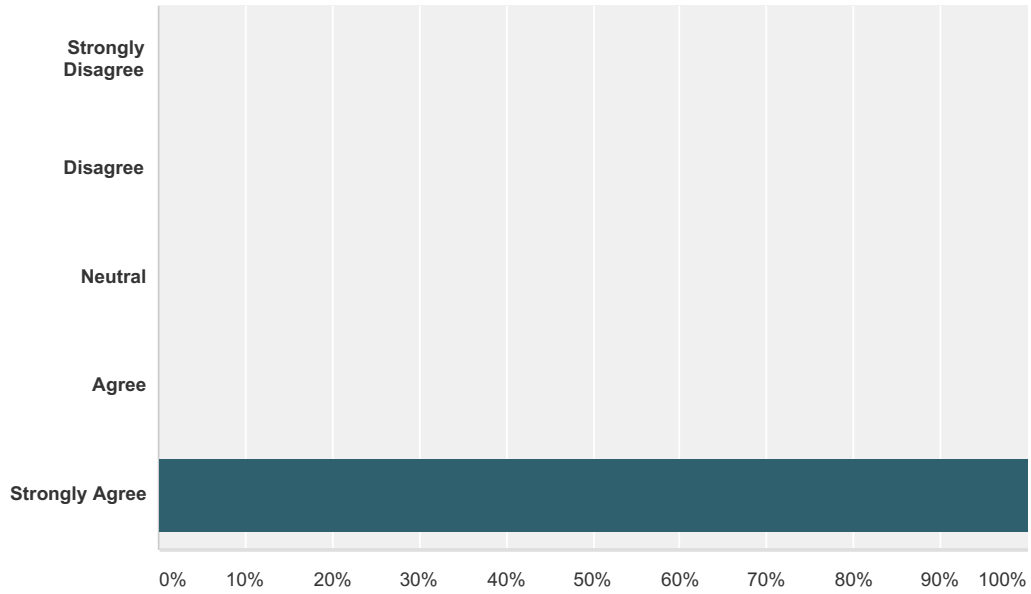
Answer Choices	Responses
Strongly Disagree	0.00% 0
Disagree	0.00% 0
Neutral	0.00% 0
Agree	0.00% 0
Strongly Agree	100.00% 1
Total	1

Q318 Please comment below (optional):

Answered: 0 Skipped: 1,070

Q319 People of different backgrounds/opinions/learning styles feel included at my child's school.

Answered: 1 Skipped: 1,069



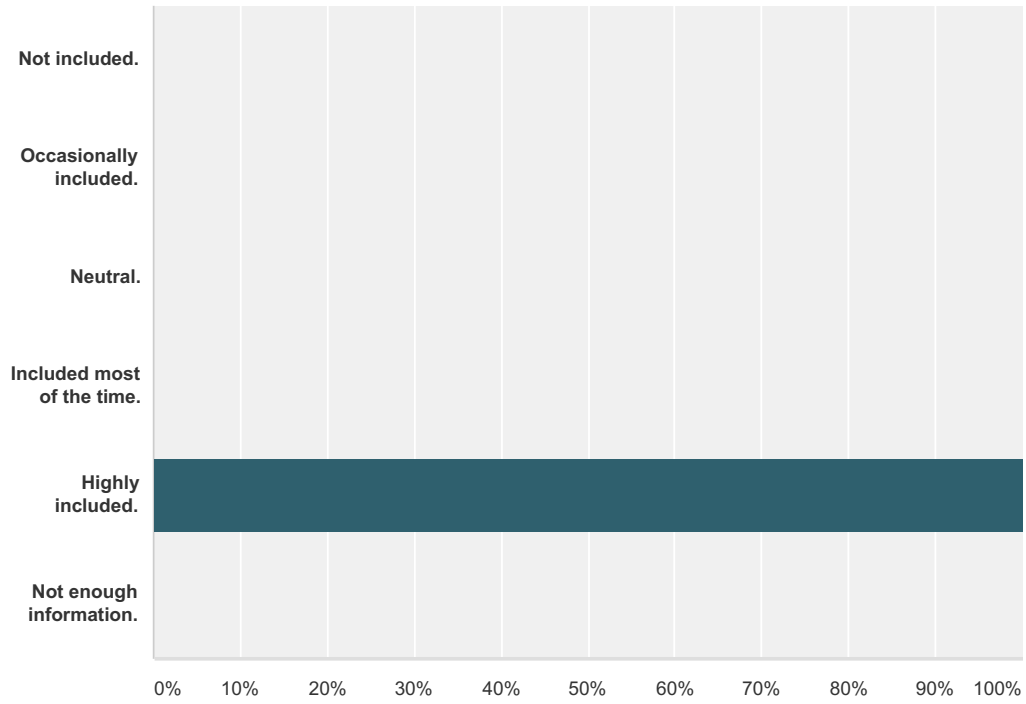
Answer Choices	Responses
Strongly Disagree	0.00% 0
Disagree	0.00% 0
Neutral	0.00% 0
Agree	0.00% 0
Strongly Agree	100.00% 1
Total	1

Q320 Please comment below (optional):

Answered: 0 Skipped: 1,070

Q321 Please indicate the level of inclusion that each group feels: Students of different racial backgrounds feel:

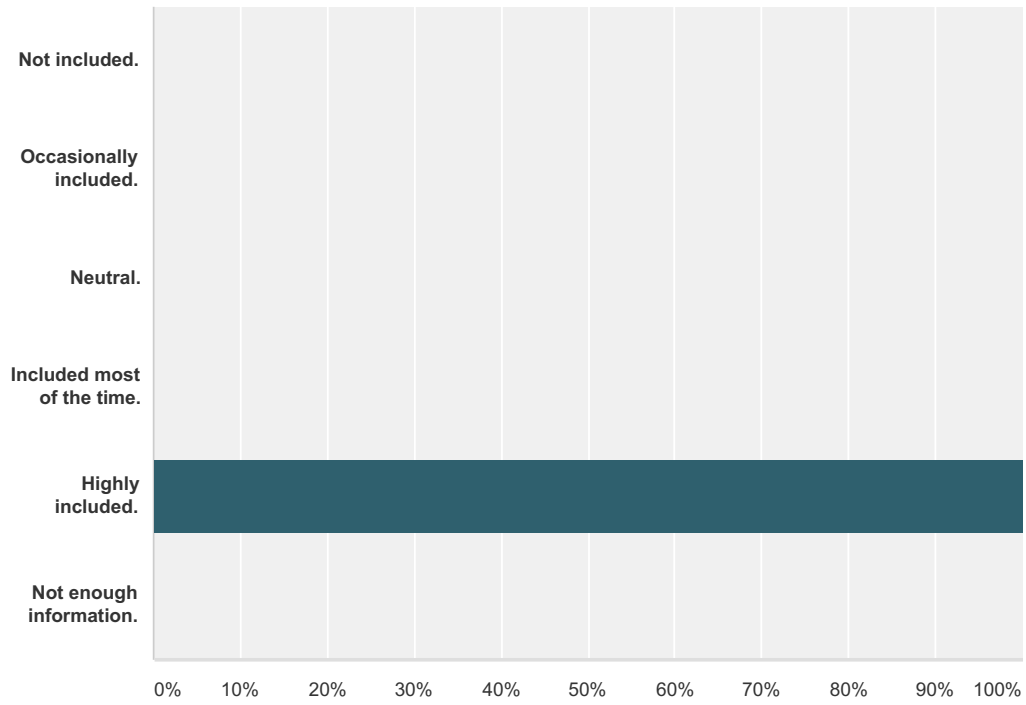
Answered: 1 Skipped: 1,069



Answer Choices	Responses
Not included.	0.00% 0
Occasionally included.	0.00% 0
Neutral.	0.00% 0
Included most of the time.	0.00% 0
Highly included.	100.00% 1
Not enough information.	0.00% 0
Total	1

Q322 Students who identify as LGBT feel:

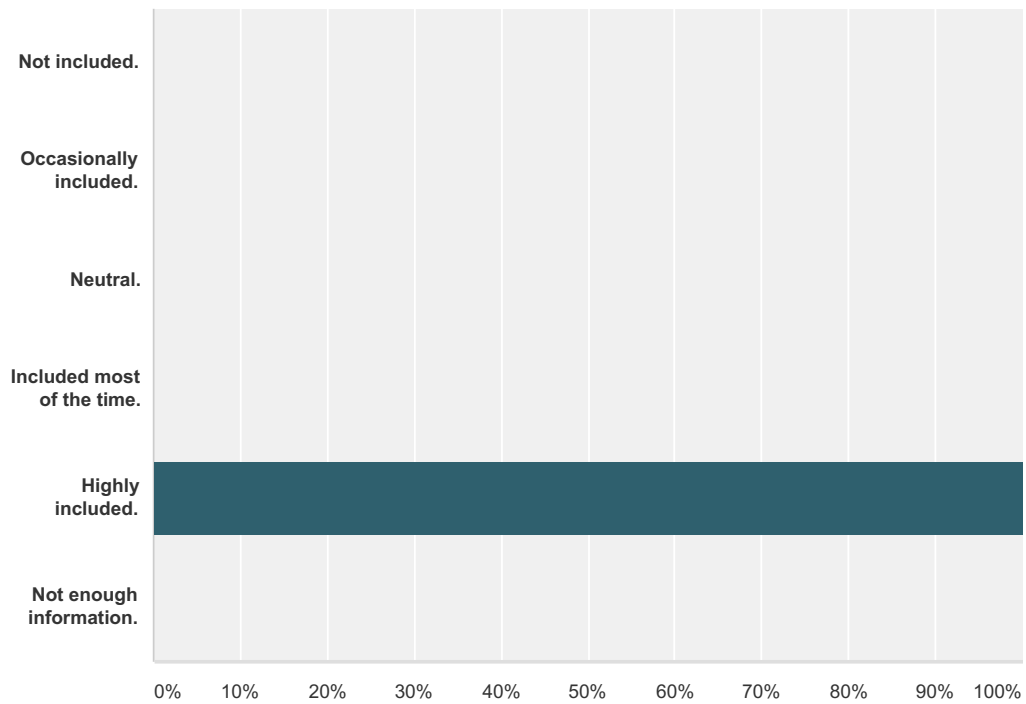
Answered: 1 Skipped: 1,069



Answer Choices	Responses
Not included.	0.00% 0
Occasionally included.	0.00% 0
Neutral.	0.00% 0
Included most of the time.	0.00% 0
Highly included.	100.00% 1
Not enough information.	0.00% 0
Total	1

Q323 Students who identify with different religious backgrounds feel:

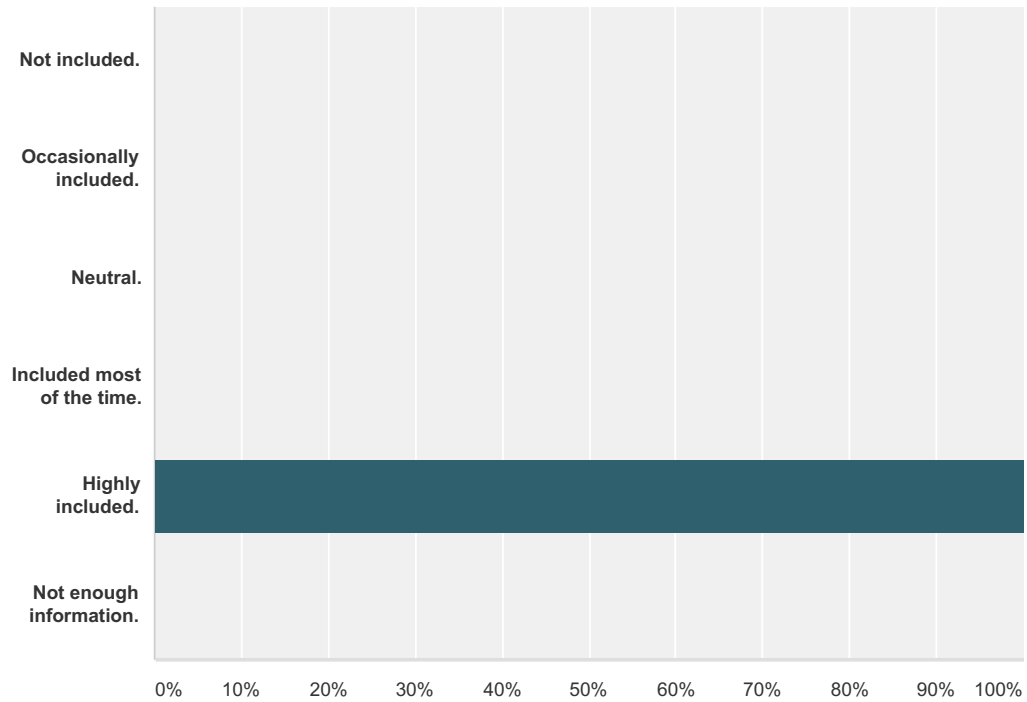
Answered: 1 Skipped: 1,069



Answer Choices	Responses
Not included.	0.00% 0
Occasionally included.	0.00% 0
Neutral.	0.00% 0
Included most of the time.	0.00% 0
Highly included.	100.00% 1
Not enough information.	0.00% 0
Total	1

Q324 Students from lower socioeconomic backgrounds feel:

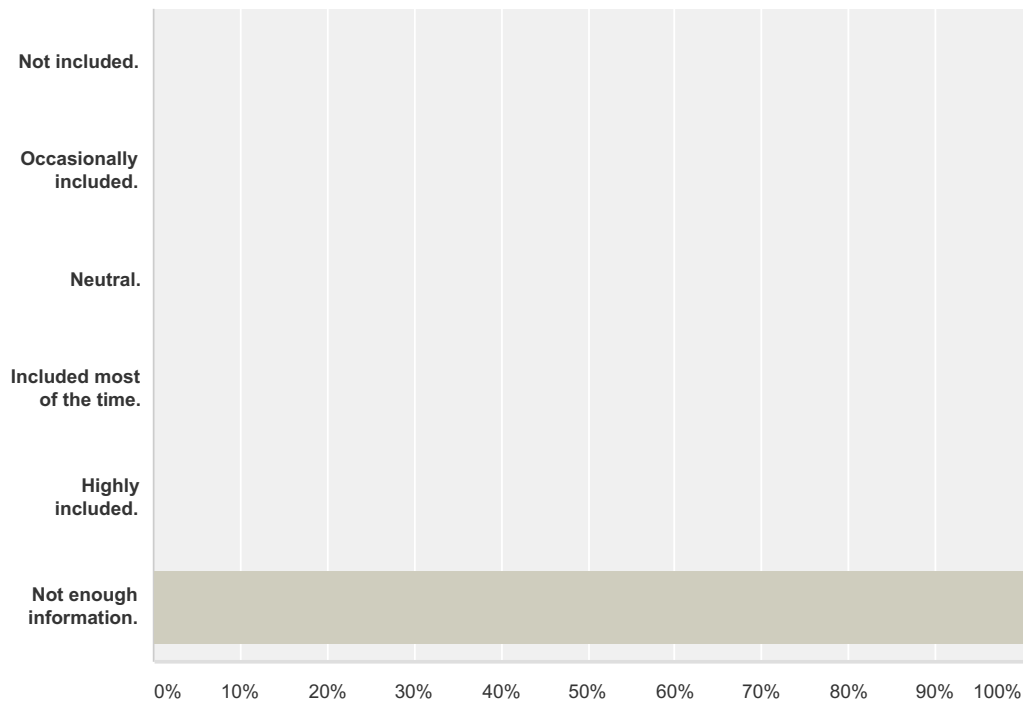
Answered: 1 Skipped: 1,069



Answer Choices	Responses
Not included.	0.00% 0
Occasionally included.	0.00% 0
Neutral.	0.00% 0
Included most of the time.	0.00% 0
Highly included.	100.00% 1
Not enough information.	0.00% 0
Total	1

Q325 Students with unique physical, cognitive, medical, or emotional needs feel:

Answered: 1 Skipped: 1,069



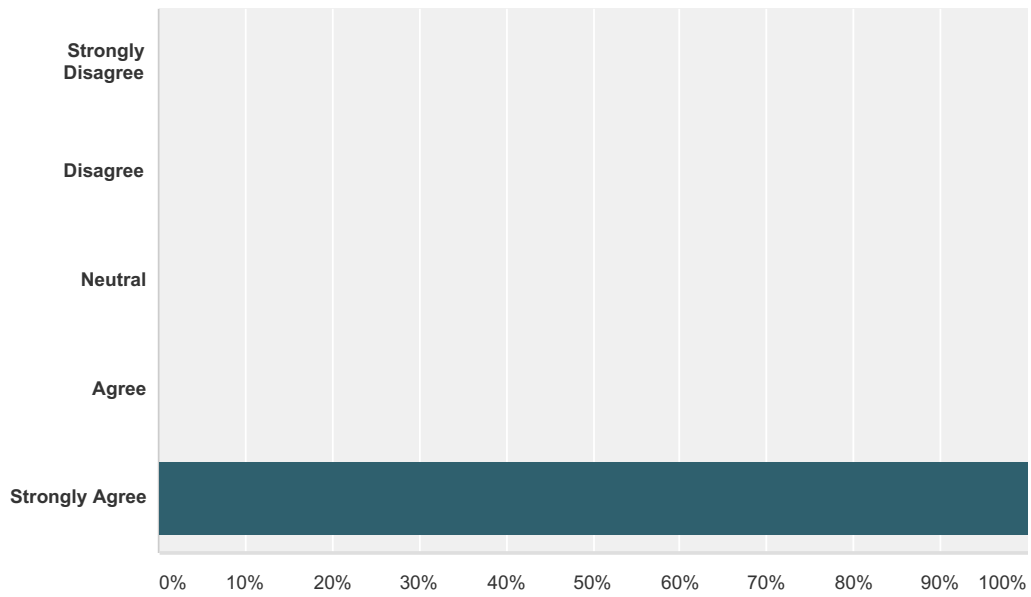
Answer Choices	Responses
Not included.	0.00% 0
Occasionally included.	0.00% 0
Neutral.	0.00% 0
Included most of the time.	0.00% 0
Highly included.	0.00% 0
Not enough information.	100.00% 1
Total	1

Q326 Please share any additional insights you have regarding children and their sense of belonging or inclusion in the school environment.

Answered: 0 Skipped: 1,070

Q327 CHILD FIVE: My child feels included in the school community.

Answered: 1 Skipped: 1,069



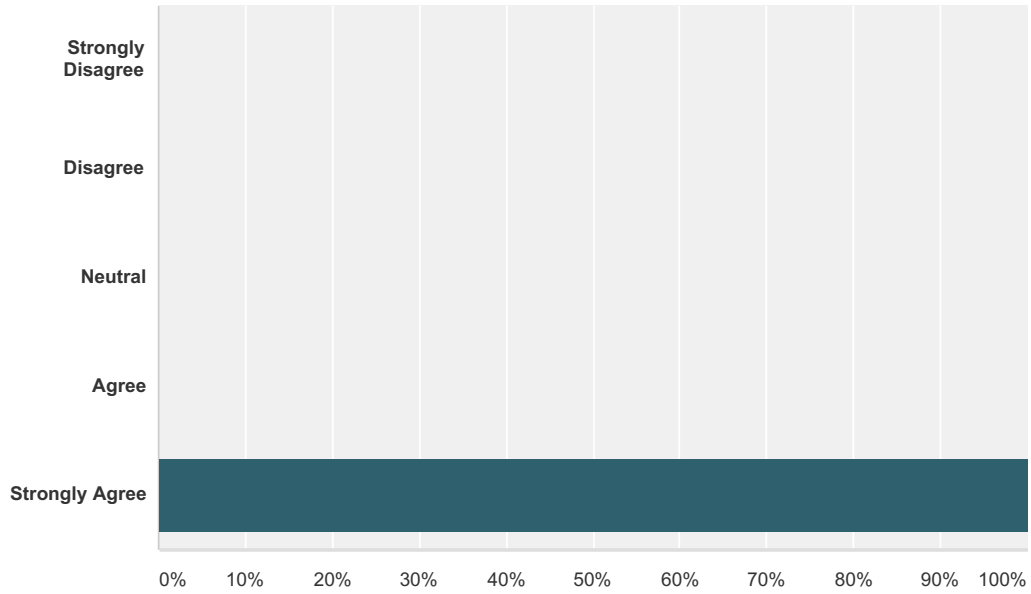
Answer Choices	Responses
Strongly Disagree	0.00% 0
Disagree	0.00% 0
Neutral	0.00% 0
Agree	0.00% 0
Strongly Agree	100.00% 1
Total	1

Q328 Please comment below (optional):

Answered: 0 Skipped: 1,070

Q329 People of different backgrounds/opinions/learning styles feel included at my child's school.

Answered: 1 Skipped: 1,069



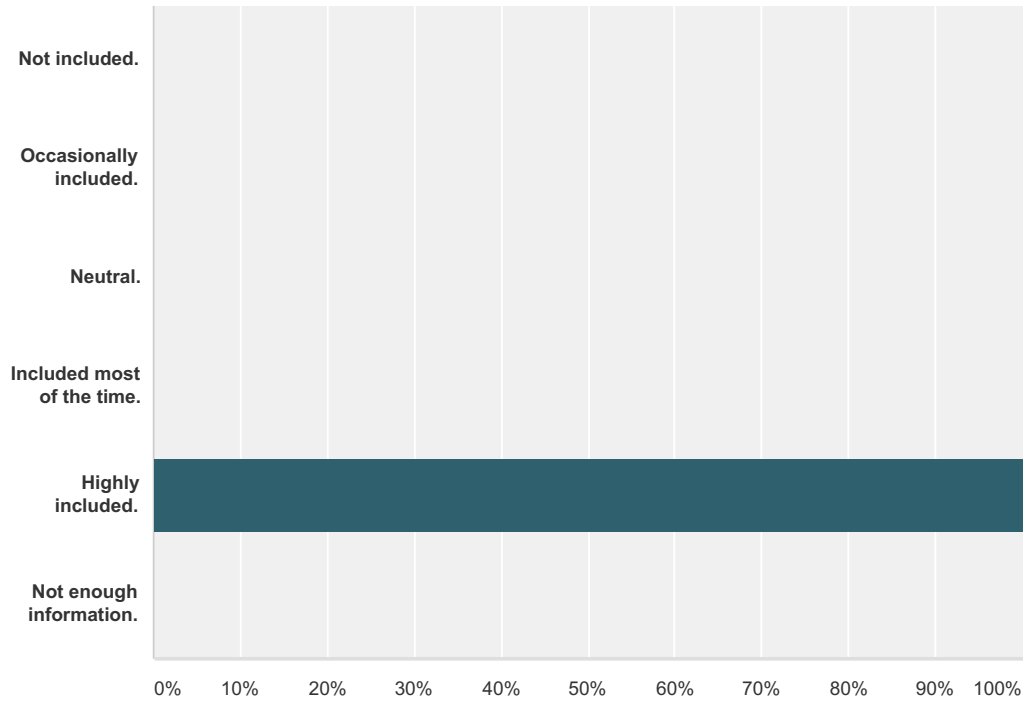
Answer Choices	Responses	Count
Strongly Disagree	0.00%	0
Disagree	0.00%	0
Neutral	0.00%	0
Agree	0.00%	0
Strongly Agree	100.00%	1
Total		1

Q330 Please comment below (optional):

Answered: 0 Skipped: 1,070

Q331 Please indicate the level of inclusion that each group feels: Students of different racial backgrounds feel:

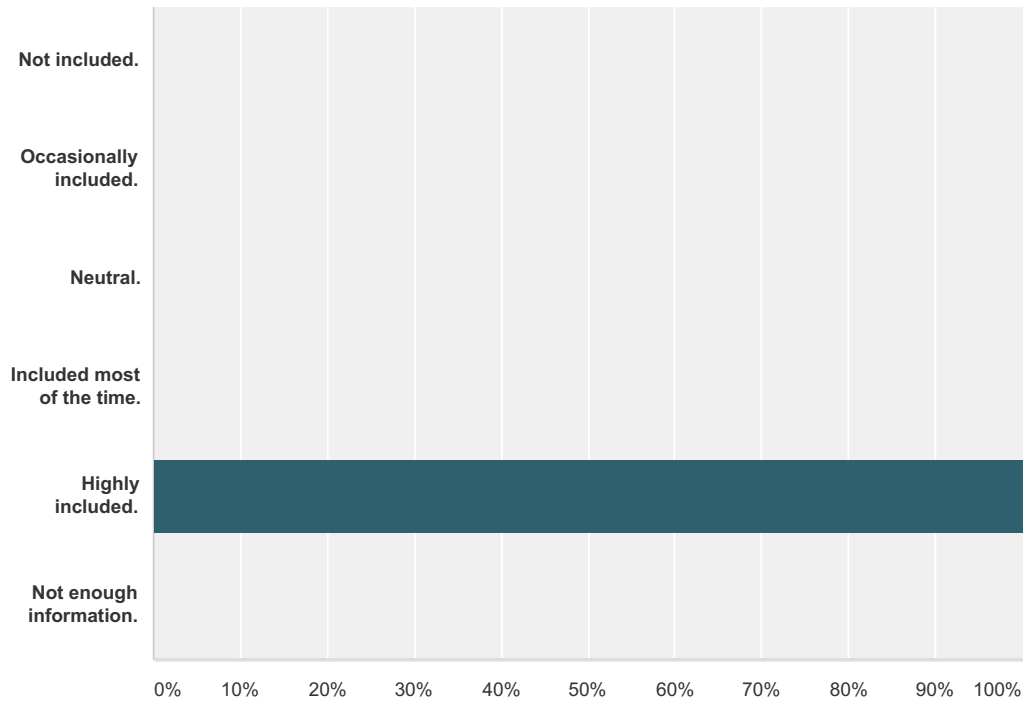
Answered: 1 Skipped: 1,069



Answer Choices	Responses
Not included.	0.00% 0
Occasionally included.	0.00% 0
Neutral.	0.00% 0
Included most of the time.	0.00% 0
Highly included.	100.00% 1
Not enough information.	0.00% 0
Total	1

Q332 Students who identify as LGBT feel:

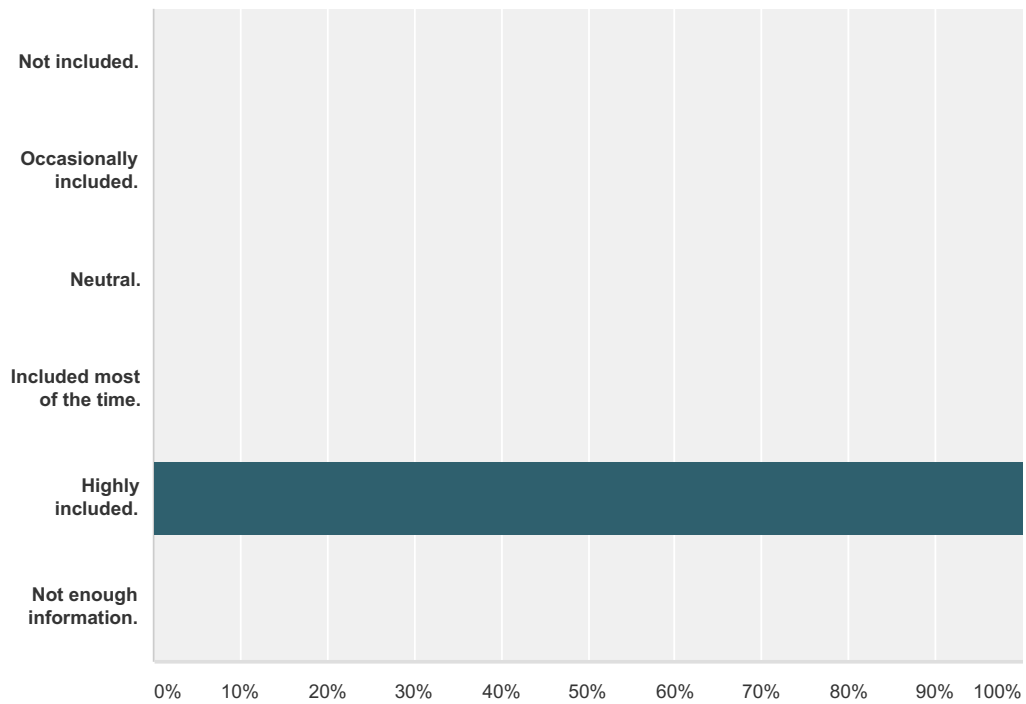
Answered: 1 Skipped: 1,069



Answer Choices	Responses
Not included.	0.00% 0
Occasionally included.	0.00% 0
Neutral.	0.00% 0
Included most of the time.	0.00% 0
Highly included.	100.00% 1
Not enough information.	0.00% 0
Total	1

Q333 Students who identify with different religious backgrounds feel:

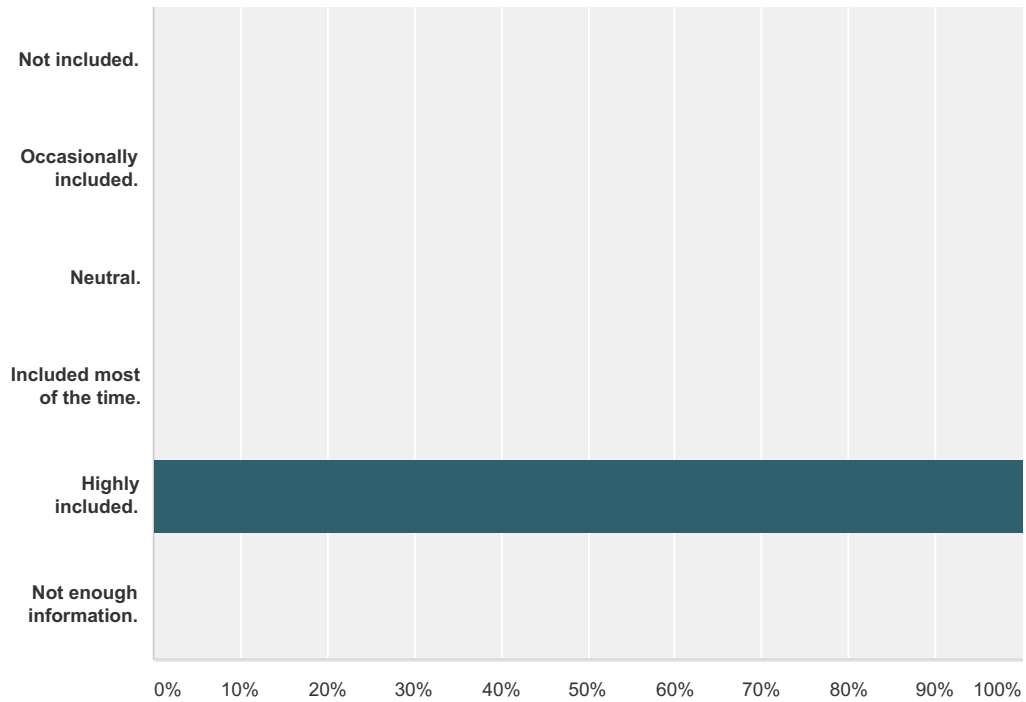
Answered: 1 Skipped: 1,069



Answer Choices	Responses
Not included.	0.00% 0
Occasionally included.	0.00% 0
Neutral.	0.00% 0
Included most of the time.	0.00% 0
Highly included.	100.00% 1
Not enough information.	0.00% 0
Total	1

Q334 Students from lower socioeconomic backgrounds feel:

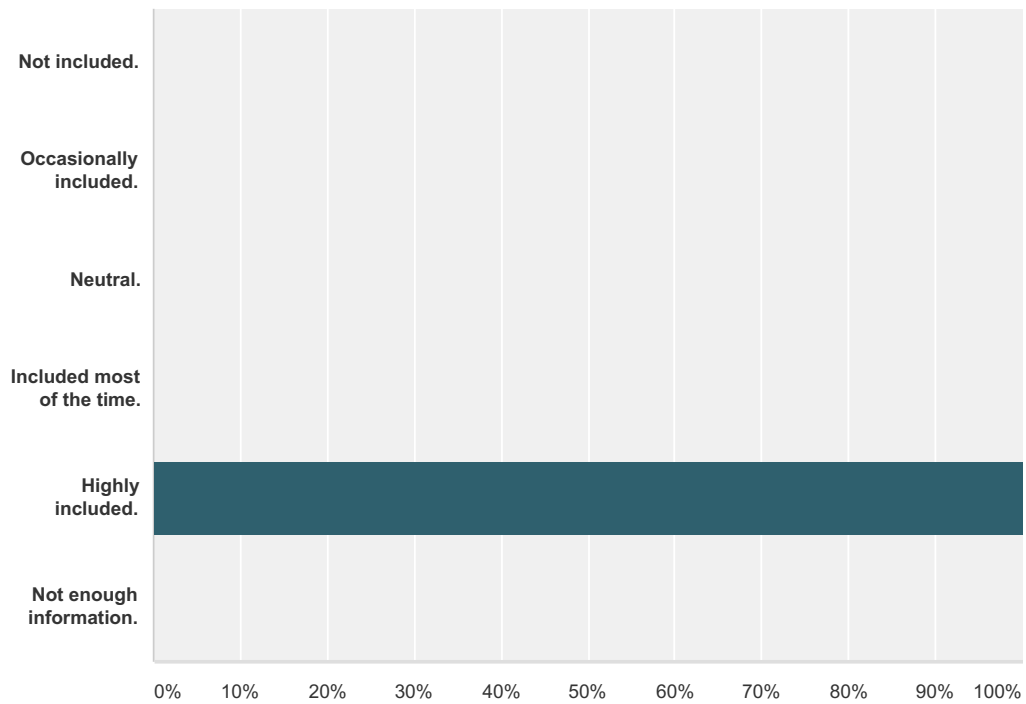
Answered: 1 Skipped: 1,069



Answer Choices	Responses
Not included.	0.00% 0
Occasionally included.	0.00% 0
Neutral.	0.00% 0
Included most of the time.	0.00% 0
Highly included.	100.00% 1
Not enough information.	0.00% 0
Total	1

Q335 Students with unique physical, cognitive, medical, or emotional needs feel:

Answered: 1 Skipped: 1,069



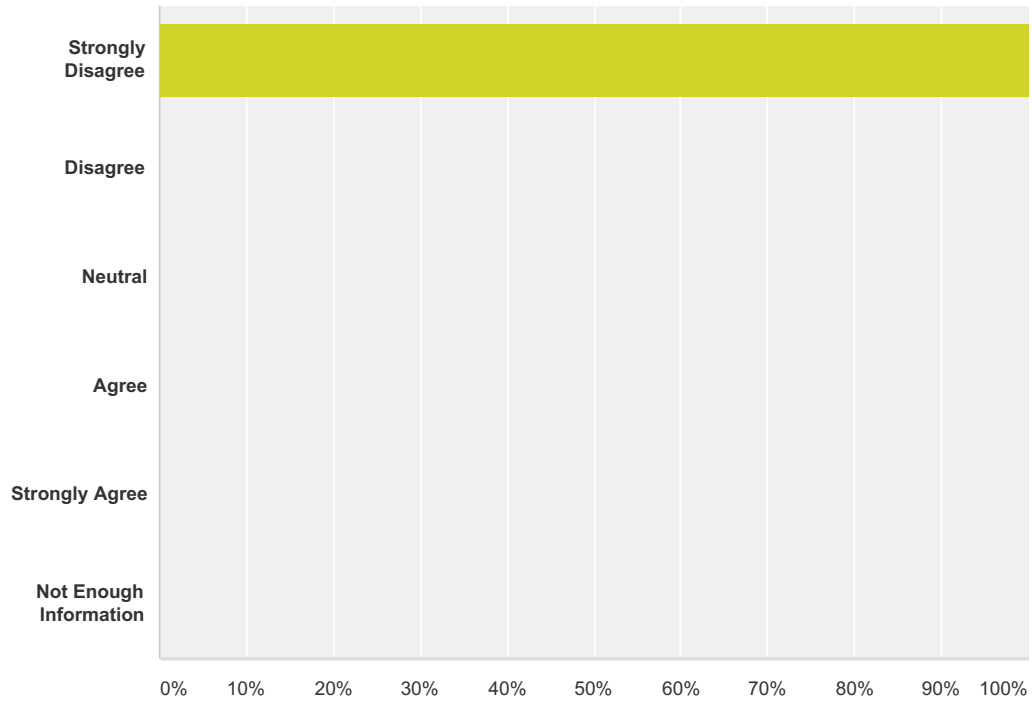
Answer Choices	Responses
Not included.	0.00% 0
Occasionally included.	0.00% 0
Neutral.	0.00% 0
Included most of the time.	0.00% 0
Highly included.	100.00% 1
Not enough information.	0.00% 0
Total	1

Q336 Please share any additional insights you have regarding children and their sense of belonging or inclusion in the school environment.

Answered: 0 Skipped: 1,070

Q337 CHILD ONE:At home, my child regularly displays socially or emotionally negative feelings about his/her experience at school.

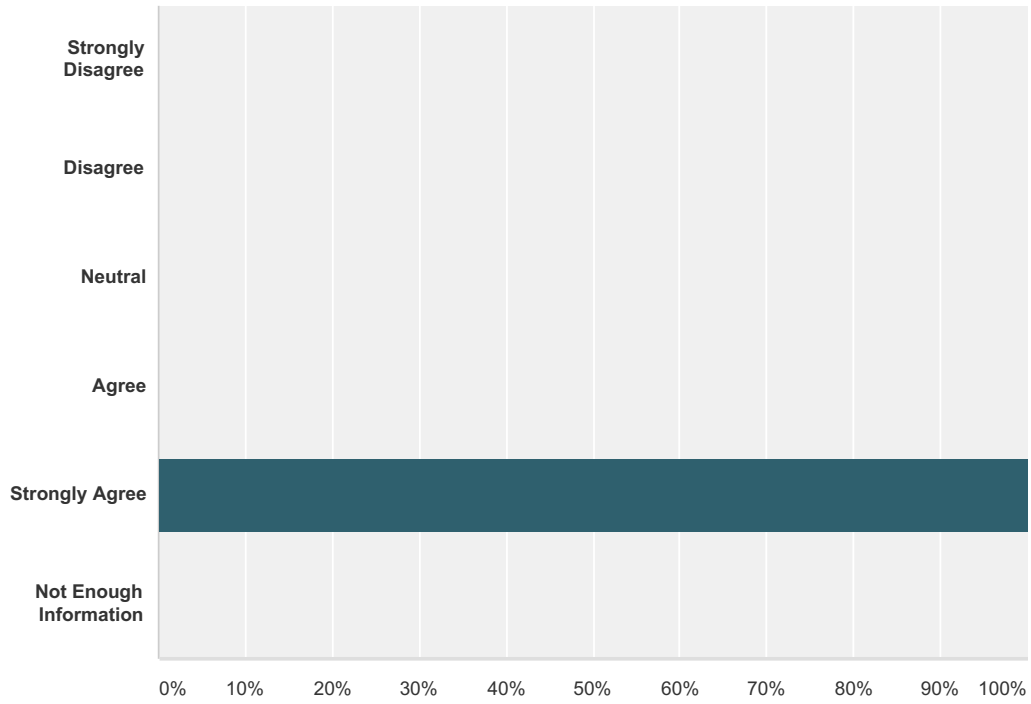
Answered: 1 Skipped: 1,069



Answer Choices	Responses	Count
Strongly Disagree	100.00%	1
Disagree	0.00%	0
Neutral	0.00%	0
Agree	0.00%	0
Strongly Agree	0.00%	0
Not Enough Information	0.00%	0
Total		1

Q338 I feel the services available at the school are adequate to support my child's social and emotional needs.

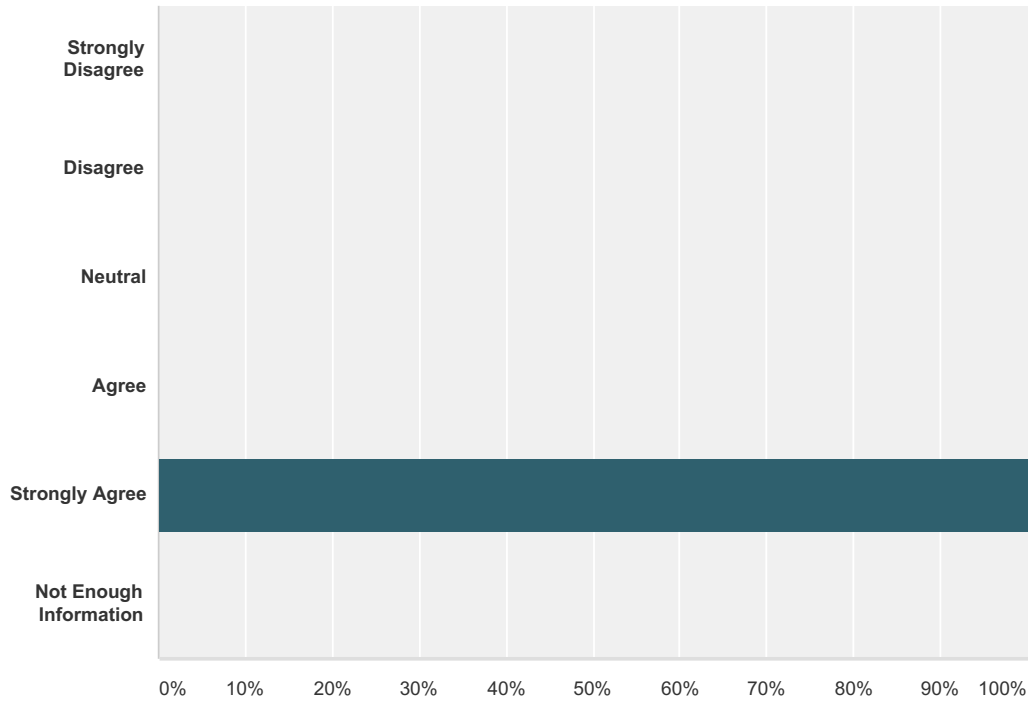
Answered: 1 Skipped: 1,069



Answer Choices	Responses
Strongly Disagree	0.00% 0
Disagree	0.00% 0
Neutral	0.00% 0
Agree	0.00% 0
Strongly Agree	100.00% 1
Not Enough Information	0.00% 0
Total	1

Q339 I feel comfortable reaching out to the school team to discuss any social or emotional conflicts my child experiences.

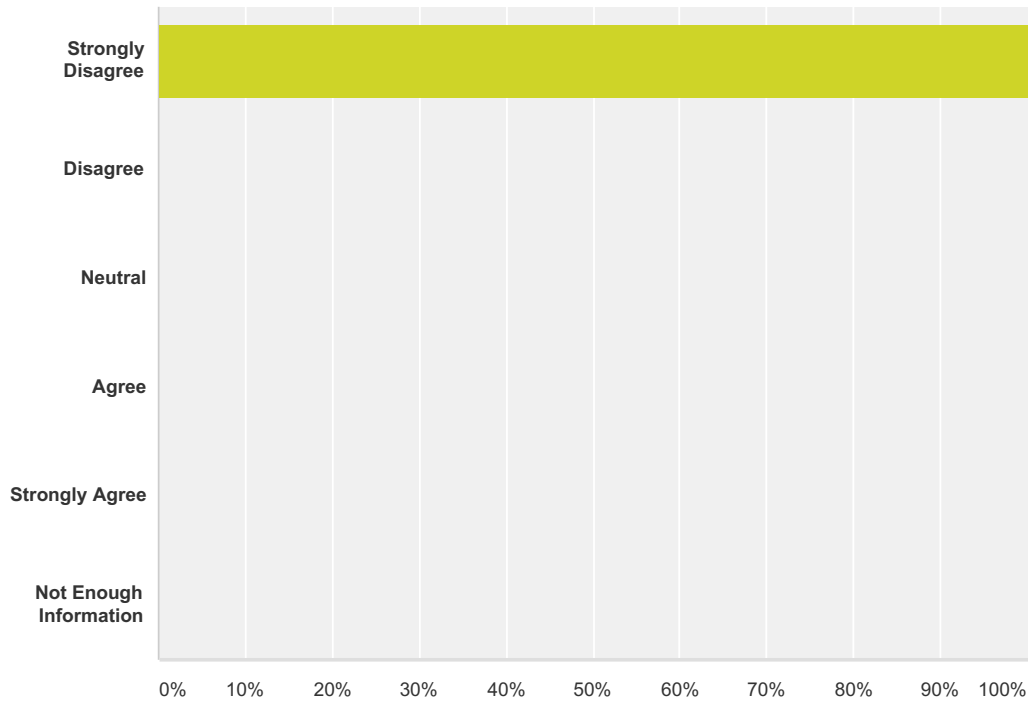
Answered: 1 Skipped: 1,069



Answer Choices	Responses
Strongly Disagree	0.00% 0
Disagree	0.00% 0
Neutral	0.00% 0
Agree	0.00% 0
Strongly Agree	100.00% 1
Not Enough Information	0.00% 0
Total	1

Q340 My child feels verbally harassed repeatedly at this school.

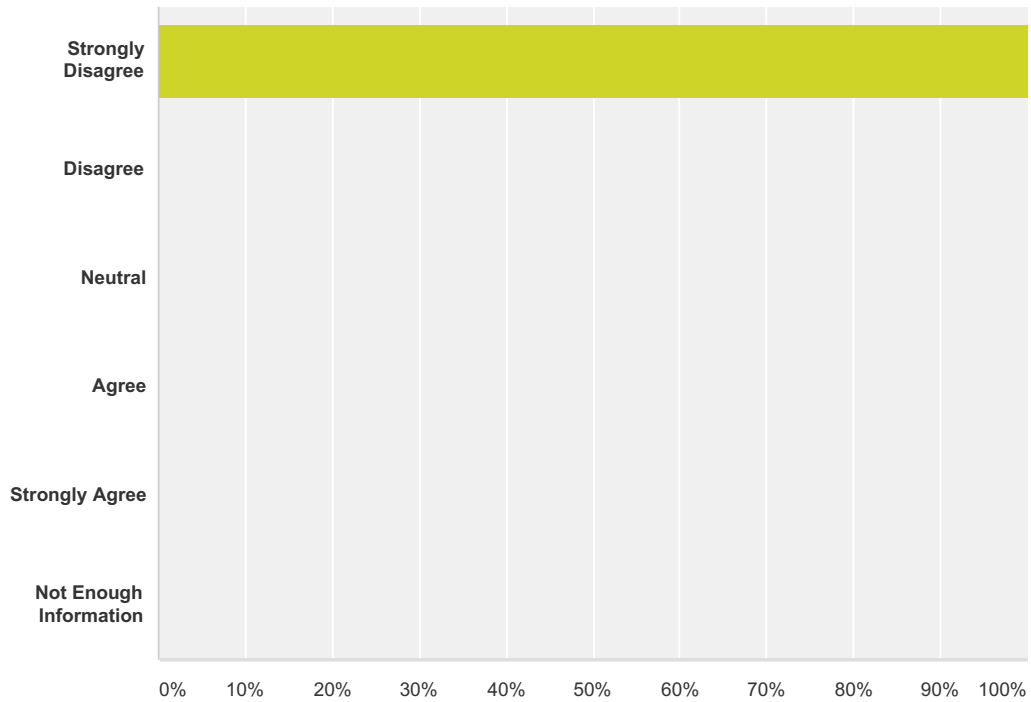
Answered: 1 Skipped: 1,069



Answer Choices	Responses	Count
Strongly Disagree	100.00%	1
Disagree	0.00%	0
Neutral	0.00%	0
Agree	0.00%	0
Strongly Agree	0.00%	0
Not Enough Information	0.00%	0
Total		1

Q341 My child feels physically harassed repeatedly at this school.

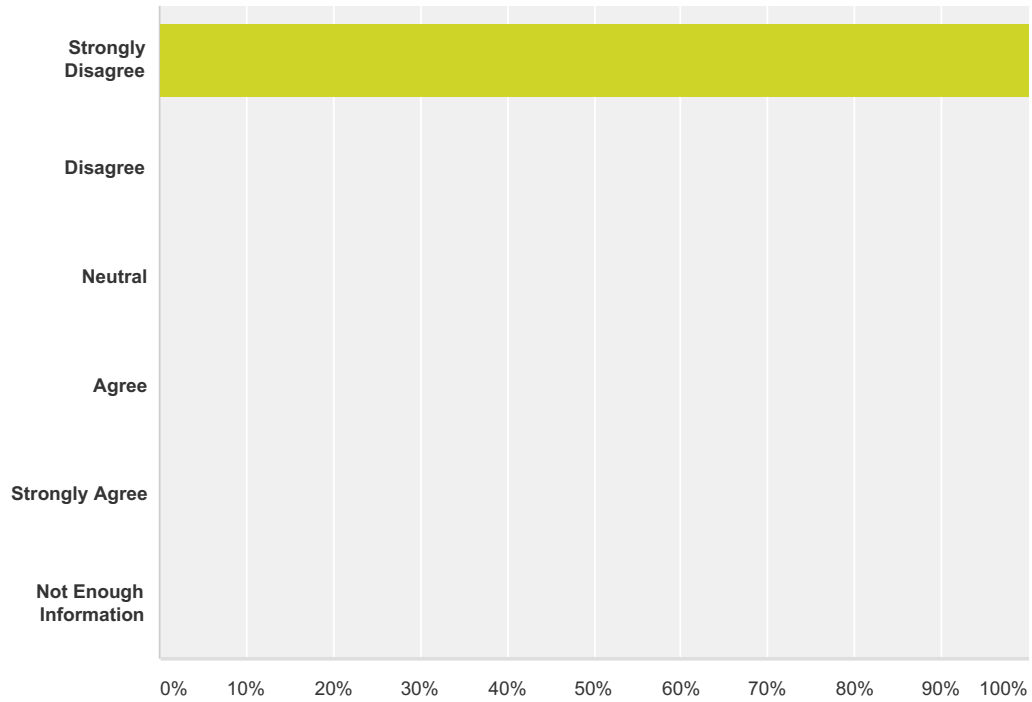
Answered: 1 Skipped: 1,069



Answer Choices	Responses	
Strongly Disagree	100.00%	1
Disagree	0.00%	0
Neutral	0.00%	0
Agree	0.00%	0
Strongly Agree	0.00%	0
Not Enough Information	0.00%	0
Total		1

Q342 CHILD TWO:At home, my child regularly displays socially or emotionally negative feelings about his/her experience at school.

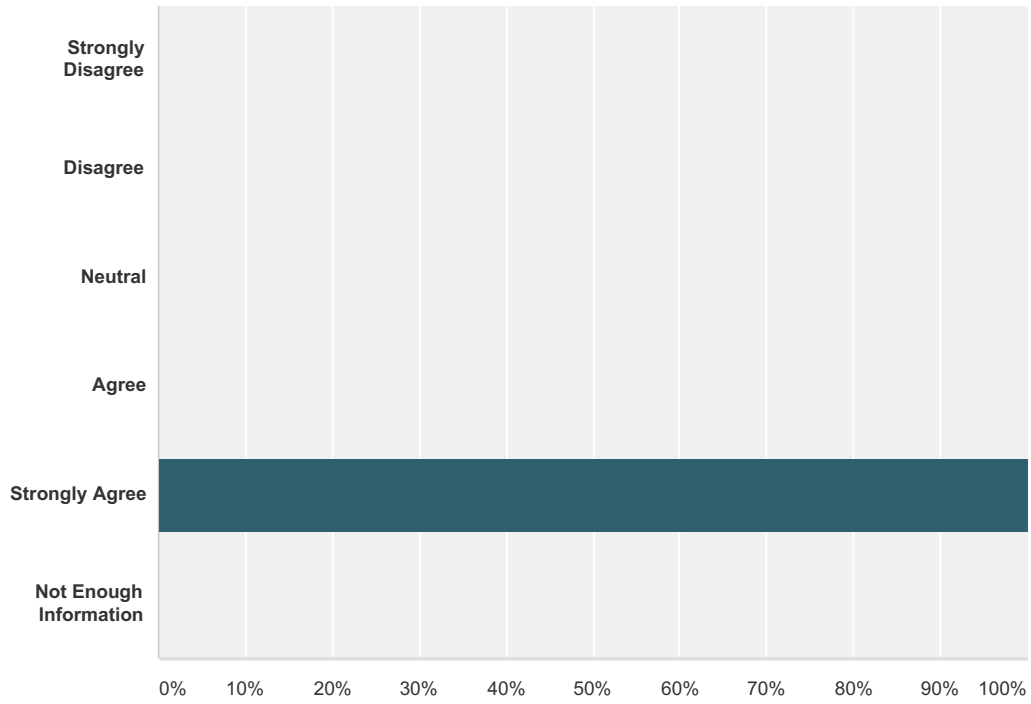
Answered: 1 Skipped: 1,069



Answer Choices	Responses	Count
Strongly Disagree	100.00%	1
Disagree	0.00%	0
Neutral	0.00%	0
Agree	0.00%	0
Strongly Agree	0.00%	0
Not Enough Information	0.00%	0
Total		1

Q343 I feel the services available at the school are adequate to support my child's social and emotional needs.

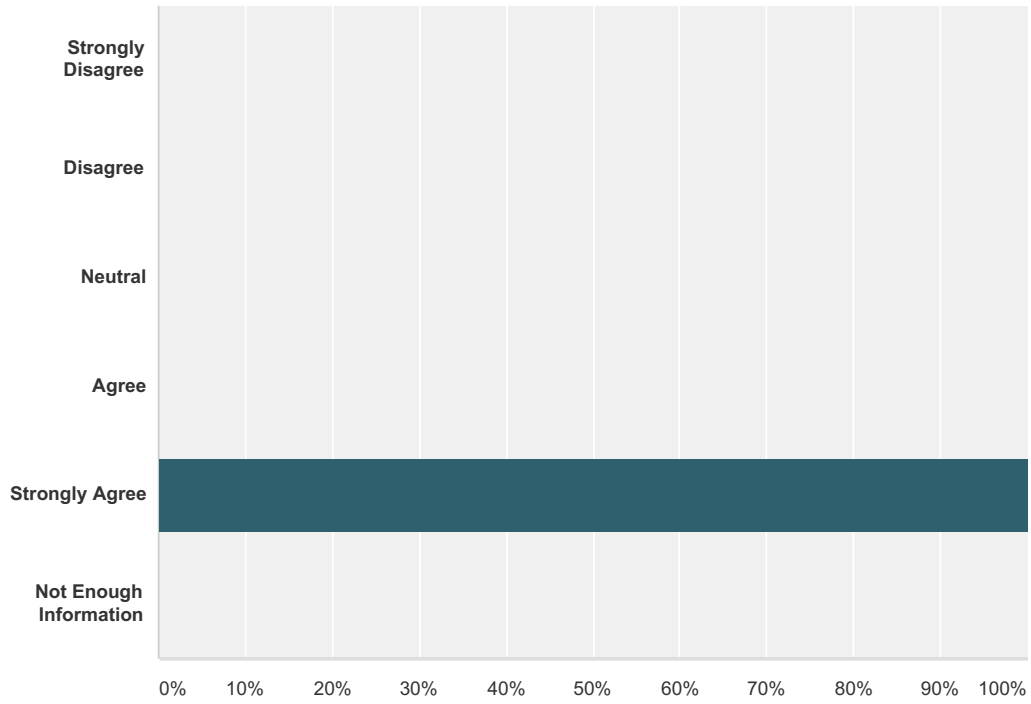
Answered: 1 Skipped: 1,069



Answer Choices	Responses
Strongly Disagree	0.00% 0
Disagree	0.00% 0
Neutral	0.00% 0
Agree	0.00% 0
Strongly Agree	100.00% 1
Not Enough Information	0.00% 0
Total	1

Q344 I feel comfortable reaching out to the school team to discuss any social or emotional conflicts my child experiences.

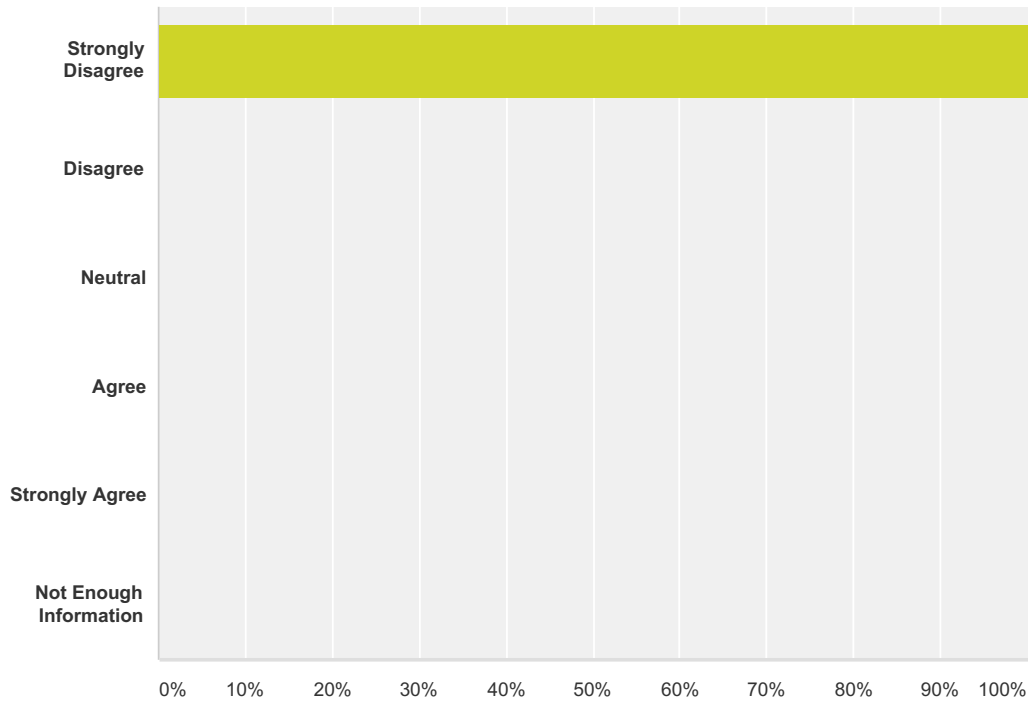
Answered: 1 Skipped: 1,069



Answer Choices	Responses
Strongly Disagree	0.00% 0
Disagree	0.00% 0
Neutral	0.00% 0
Agree	0.00% 0
Strongly Agree	100.00% 1
Not Enough Information	0.00% 0
Total	1

Q345 My child feels verbally harassed repeatedly at this school.

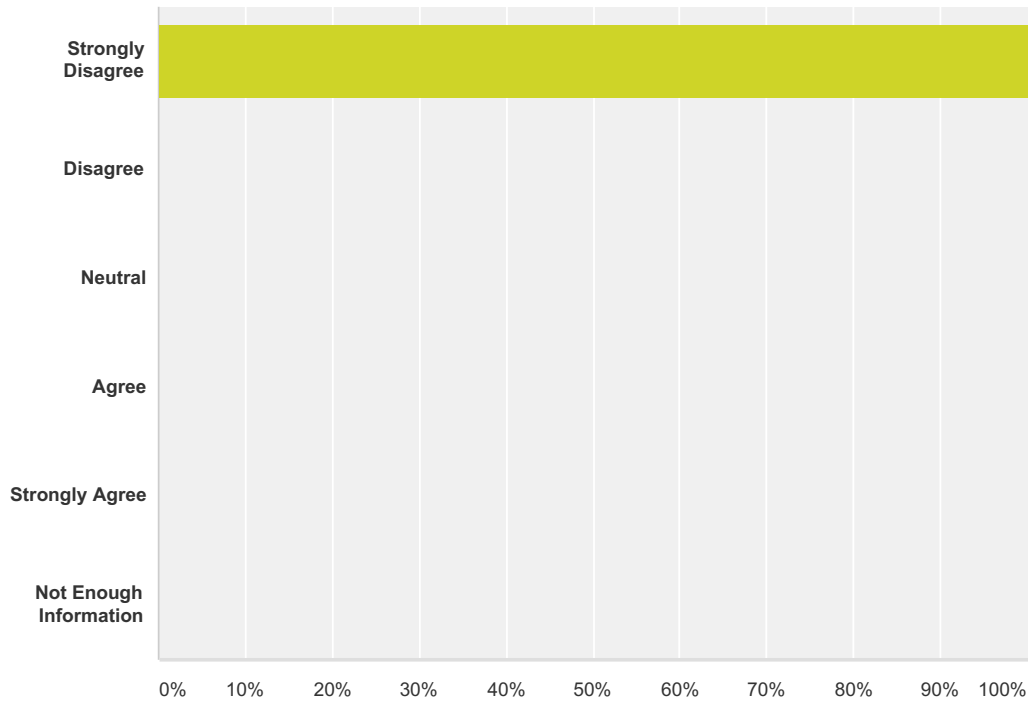
Answered: 1 Skipped: 1,069



Answer Choices	Responses
Strongly Disagree	100.00% 1
Disagree	0.00% 0
Neutral	0.00% 0
Agree	0.00% 0
Strongly Agree	0.00% 0
Not Enough Information	0.00% 0
Total	1

Q346 My child feels physically harassed repeatedly at this school.

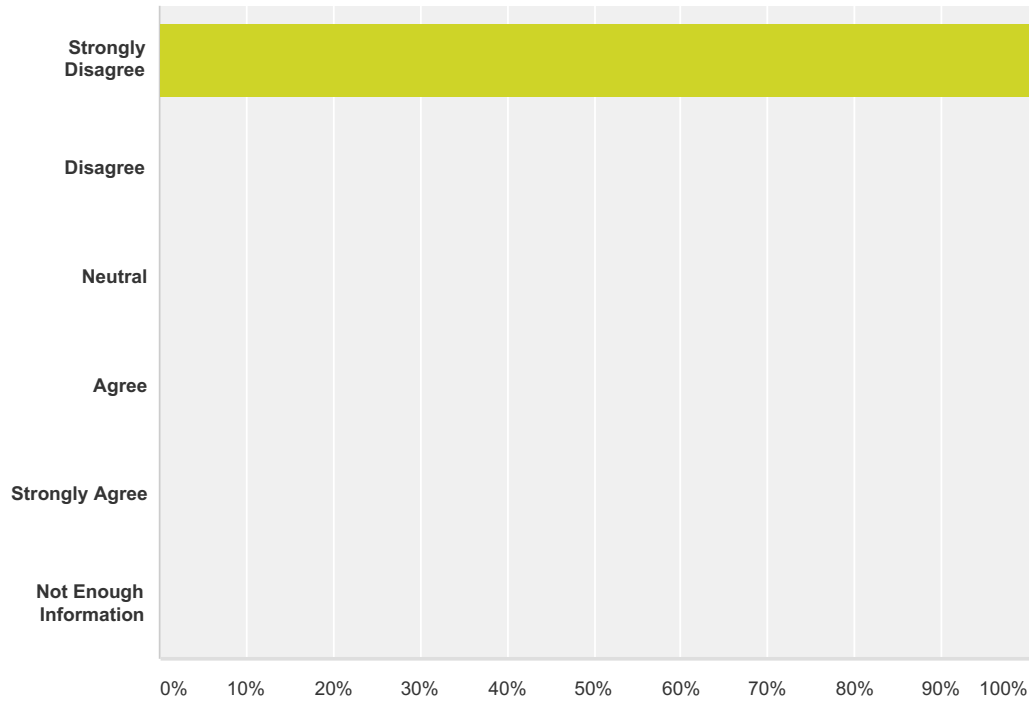
Answered: 1 Skipped: 1,069



Answer Choices	Responses	
Strongly Disagree	100.00%	1
Disagree	0.00%	0
Neutral	0.00%	0
Agree	0.00%	0
Strongly Agree	0.00%	0
Not Enough Information	0.00%	0
Total		1

Q347 CHILD THREE:At home, my child regularly displays socially or emotionally negative feelings about his/her experience at school.

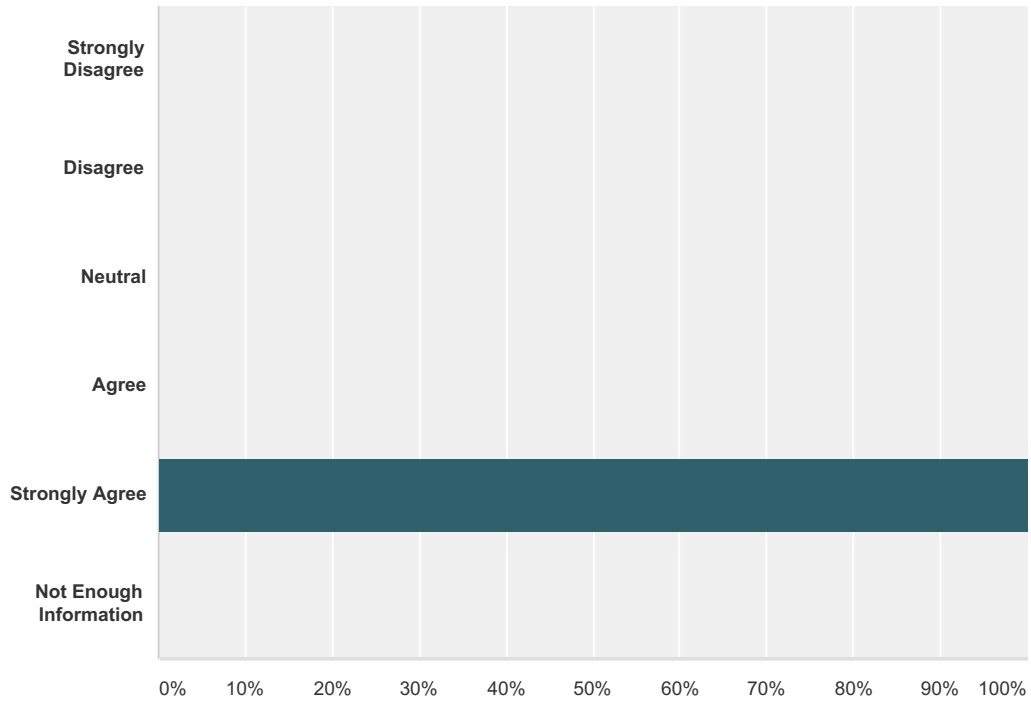
Answered: 1 Skipped: 1,069



Answer Choices	Responses	Count
Strongly Disagree	100.00%	1
Disagree	0.00%	0
Neutral	0.00%	0
Agree	0.00%	0
Strongly Agree	0.00%	0
Not Enough Information	0.00%	0
Total		1

Q348 I feel the services available at the school are adequate to support my child's social and emotional needs.

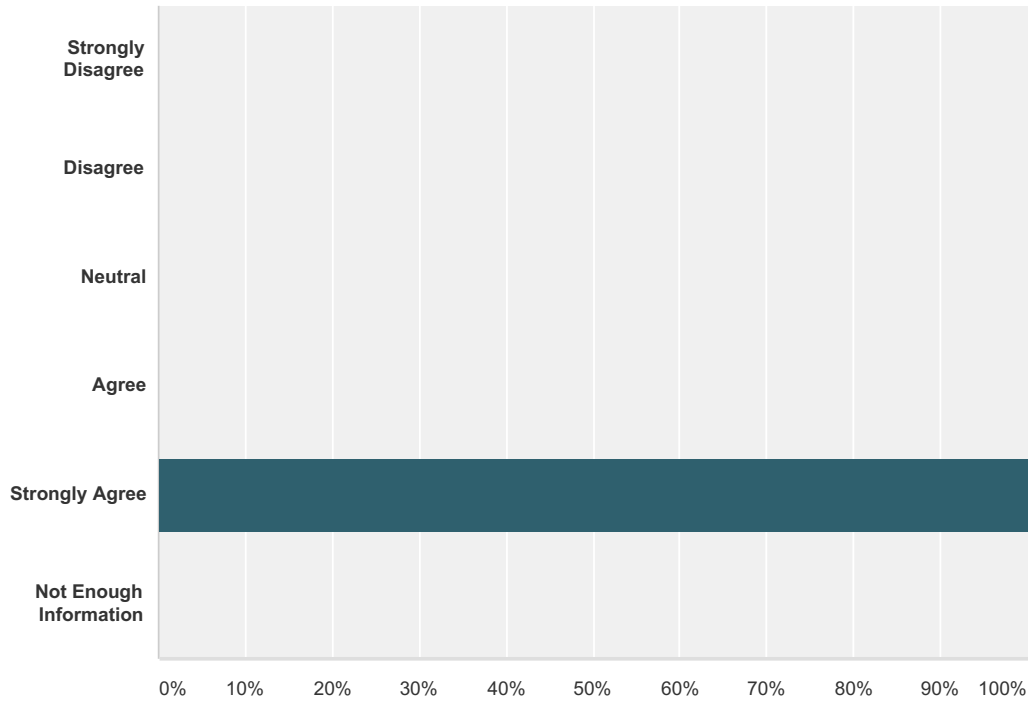
Answered: 1 Skipped: 1,069



Answer Choices	Responses
Strongly Disagree	0.00% 0
Disagree	0.00% 0
Neutral	0.00% 0
Agree	0.00% 0
Strongly Agree	100.00% 1
Not Enough Information	0.00% 0
Total	1

Q349 I feel comfortable reaching out to the school team to discuss any social or emotional conflicts my child experiences.

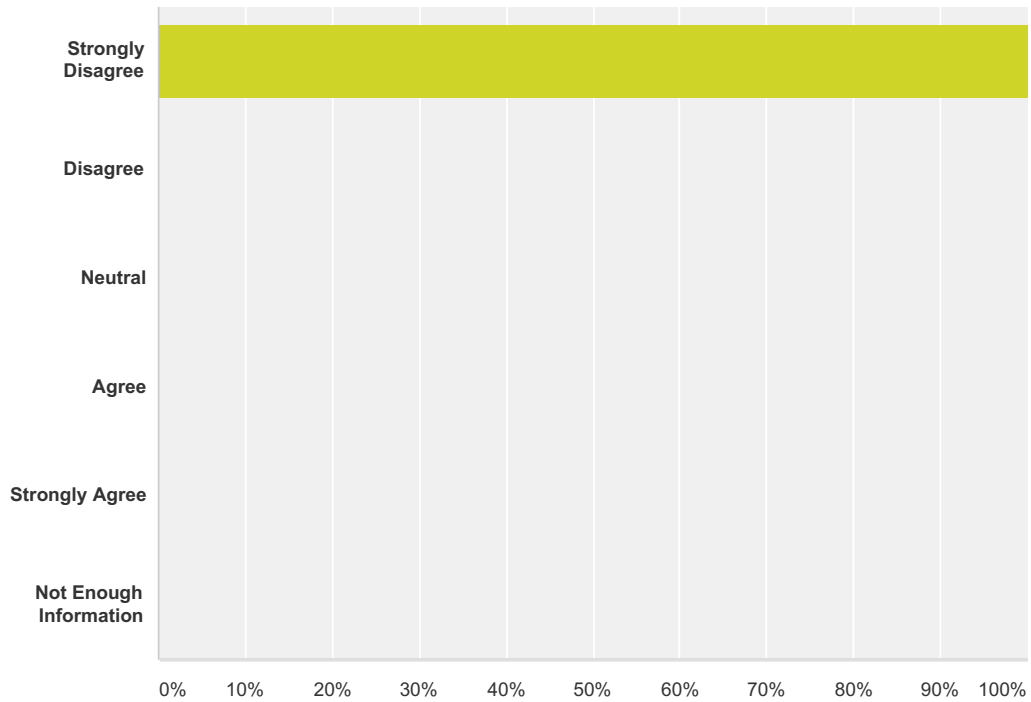
Answered: 1 Skipped: 1,069



Answer Choices	Responses
Strongly Disagree	0.00% 0
Disagree	0.00% 0
Neutral	0.00% 0
Agree	0.00% 0
Strongly Agree	100.00% 1
Not Enough Information	0.00% 0
Total	1

Q350 My child feels verbally harassed repeatedly at this school.

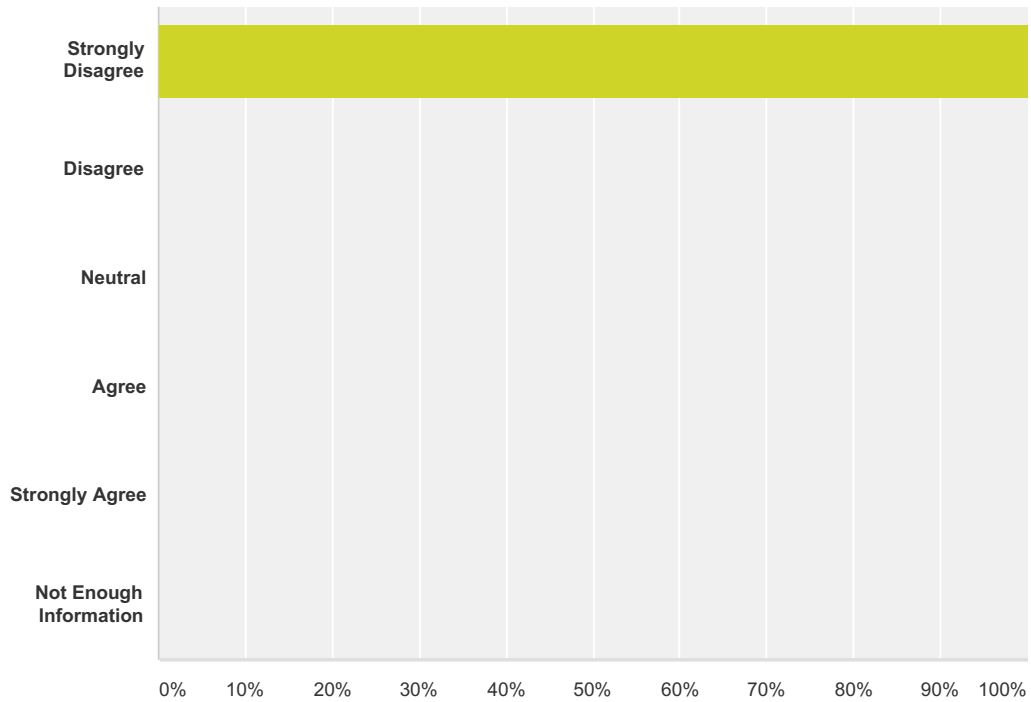
Answered: 1 Skipped: 1,069



Answer Choices	Responses	Count
Strongly Disagree	100.00%	1
Disagree	0.00%	0
Neutral	0.00%	0
Agree	0.00%	0
Strongly Agree	0.00%	0
Not Enough Information	0.00%	0
Total		1

Q351 My child feels physically harassed repeatedly at this school.

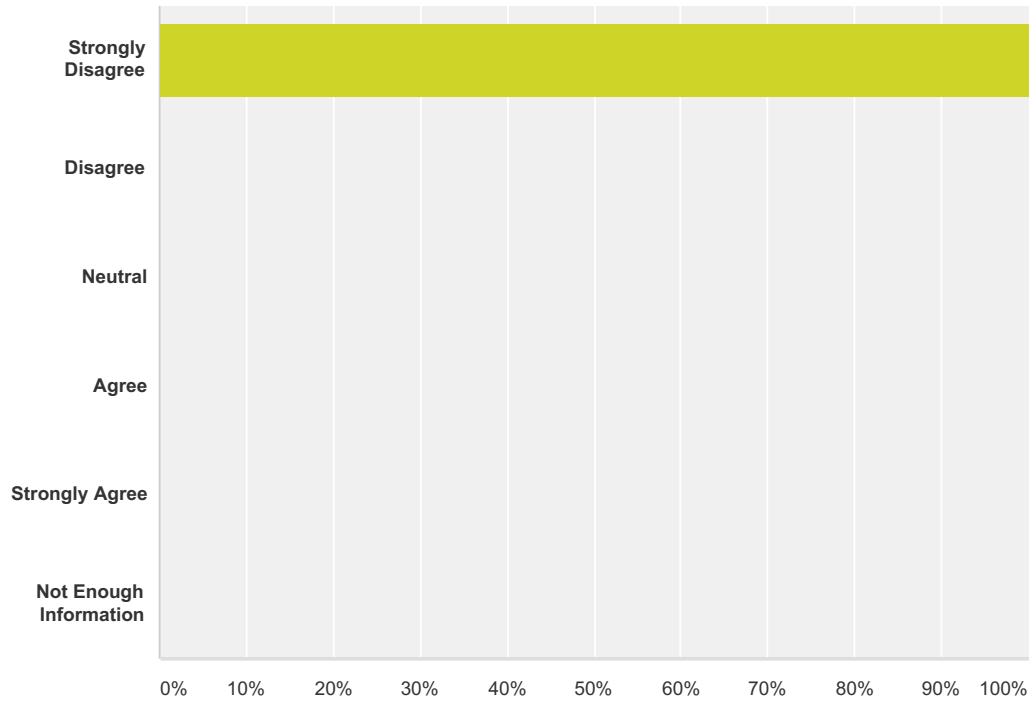
Answered: 1 Skipped: 1,069



Answer Choices	Responses
Strongly Disagree	100.00% 1
Disagree	0.00% 0
Neutral	0.00% 0
Agree	0.00% 0
Strongly Agree	0.00% 0
Not Enough Information	0.00% 0
Total	1

Q352 CHILD FOUR:At home, my child regularly displays socially or emotionally negative feelings about his/her experience at school.

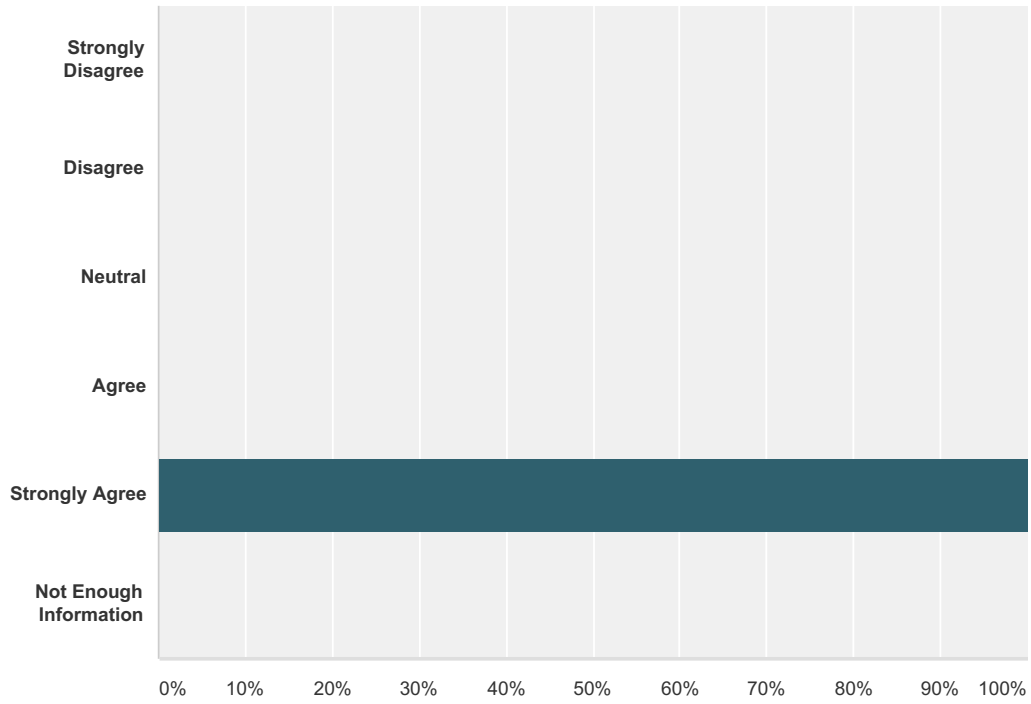
Answered: 1 Skipped: 1,069



Answer Choices	Responses	Count
Strongly Disagree	100.00%	1
Disagree	0.00%	0
Neutral	0.00%	0
Agree	0.00%	0
Strongly Agree	0.00%	0
Not Enough Information	0.00%	0
Total		1

Q353 I feel the services available at the school are adequate to support my child's social and emotional needs.

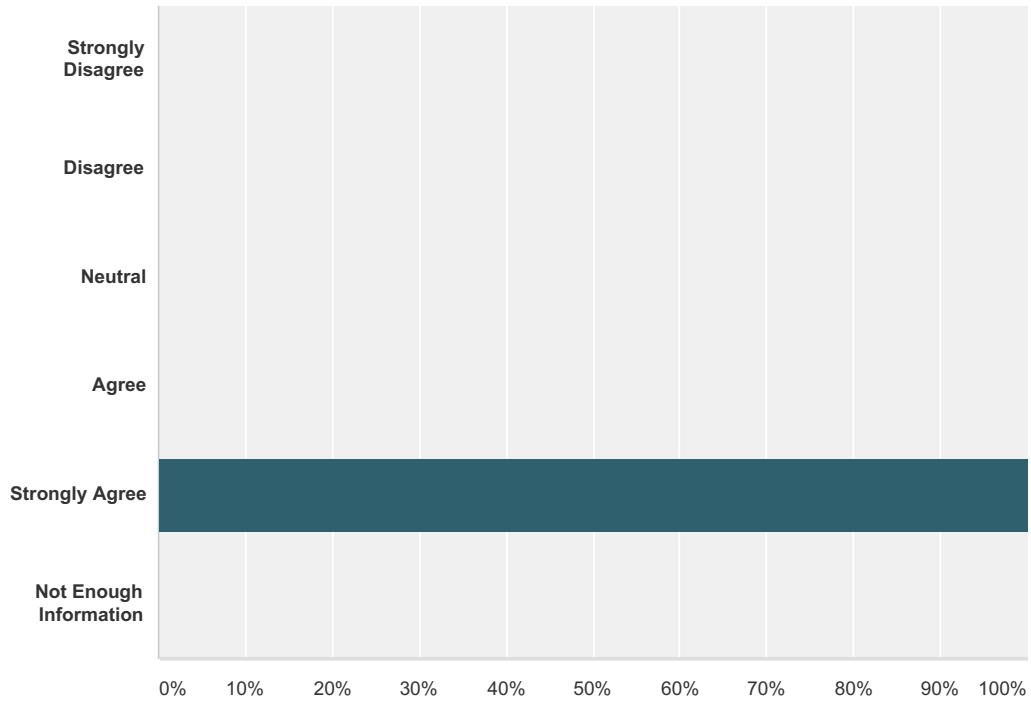
Answered: 1 Skipped: 1,069



Answer Choices	Responses
Strongly Disagree	0.00% 0
Disagree	0.00% 0
Neutral	0.00% 0
Agree	0.00% 0
Strongly Agree	100.00% 1
Not Enough Information	0.00% 0
Total	1

Q354 I feel comfortable reaching out to the school team to discuss any social or emotional conflicts my child experiences.

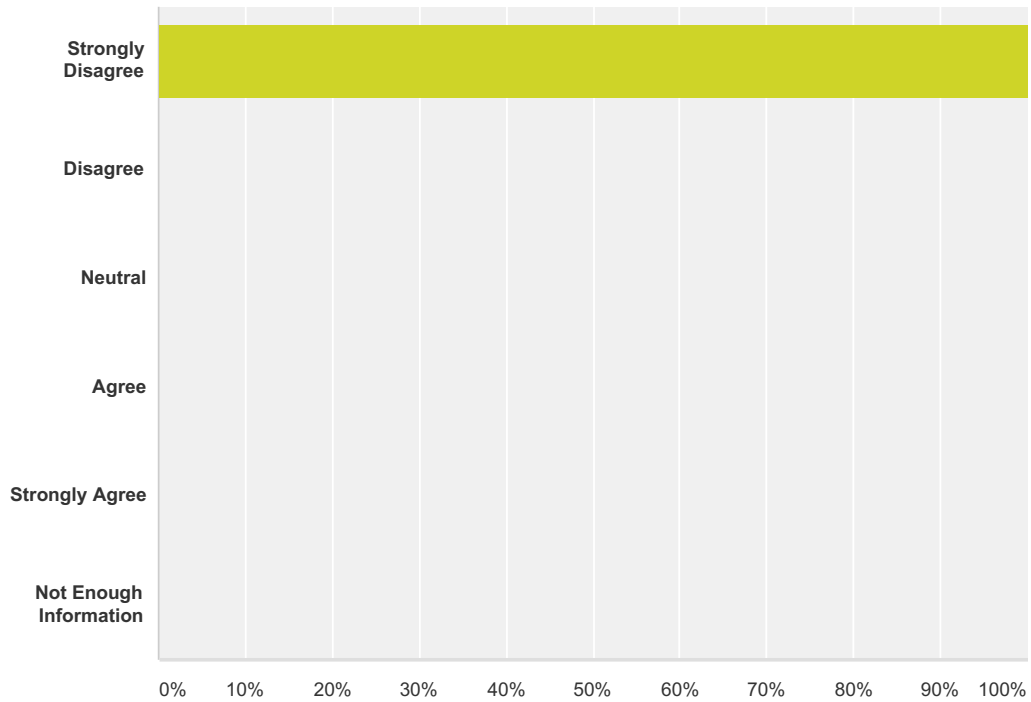
Answered: 1 Skipped: 1,069



Answer Choices	Responses
Strongly Disagree	0.00% 0
Disagree	0.00% 0
Neutral	0.00% 0
Agree	0.00% 0
Strongly Agree	100.00% 1
Not Enough Information	0.00% 0
Total	1

Q355 My child feels verbally harassed repeatedly at this school.

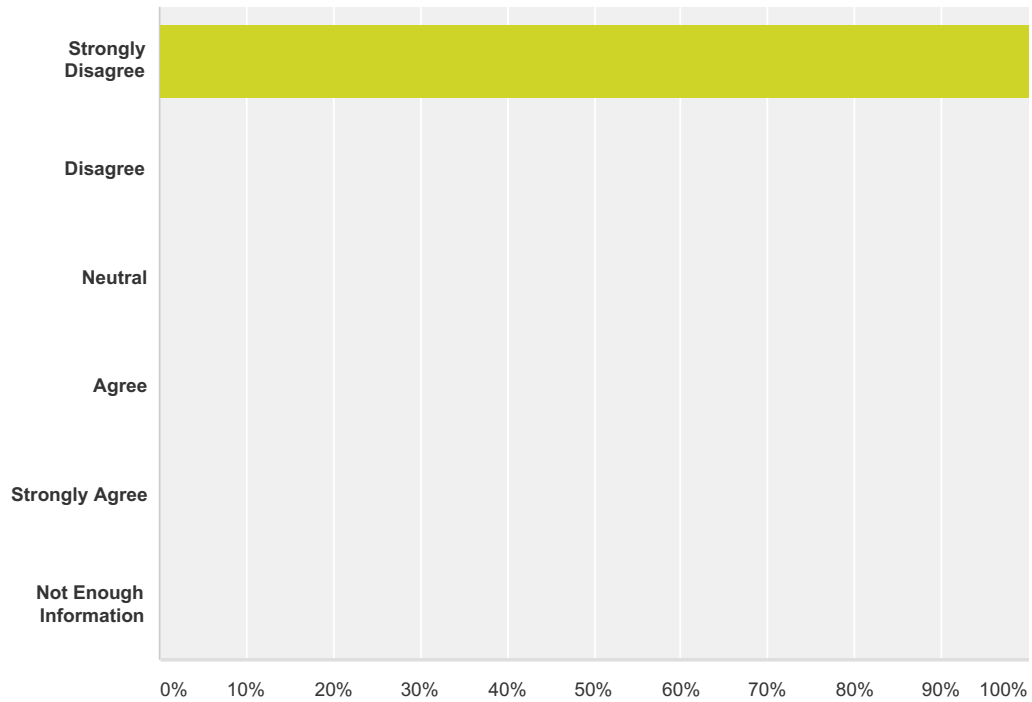
Answered: 1 Skipped: 1,069



Answer Choices	Responses	Count
Strongly Disagree	100.00%	1
Disagree	0.00%	0
Neutral	0.00%	0
Agree	0.00%	0
Strongly Agree	0.00%	0
Not Enough Information	0.00%	0
Total		1

Q356 My child feels physically harassed repeatedly at this school.

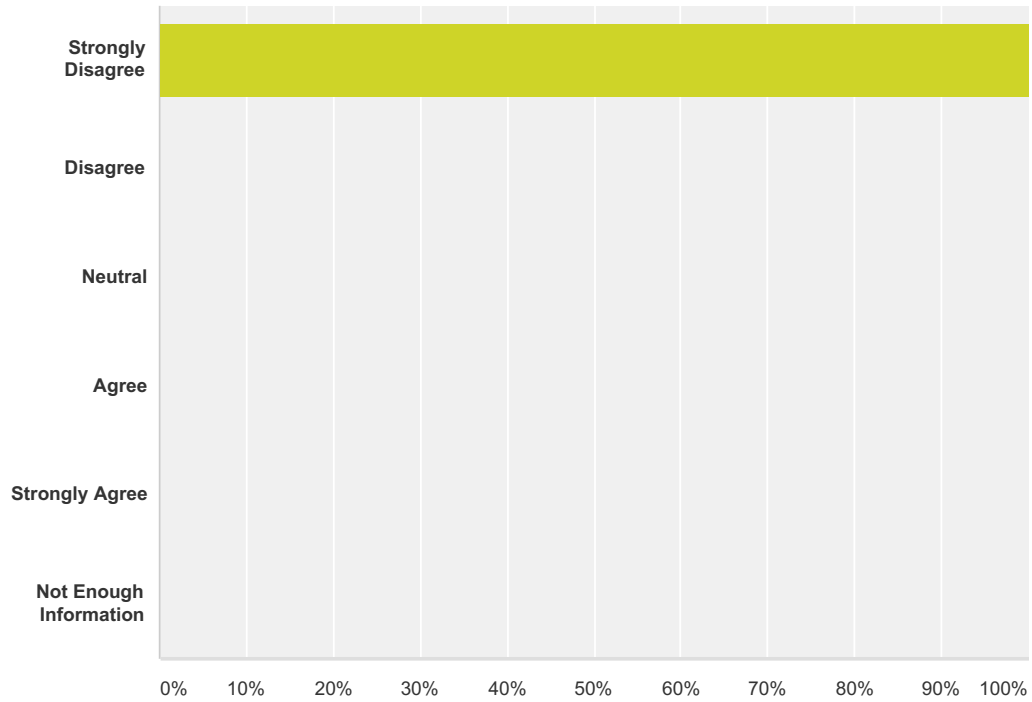
Answered: 1 Skipped: 1,069



Answer Choices	Responses	
Strongly Disagree	100.00%	1
Disagree	0.00%	0
Neutral	0.00%	0
Agree	0.00%	0
Strongly Agree	0.00%	0
Not Enough Information	0.00%	0
Total		1

Q357 CHILD FIVE:At home, my child regularly displays socially or emotionally negative feelings about his/her experience at school.

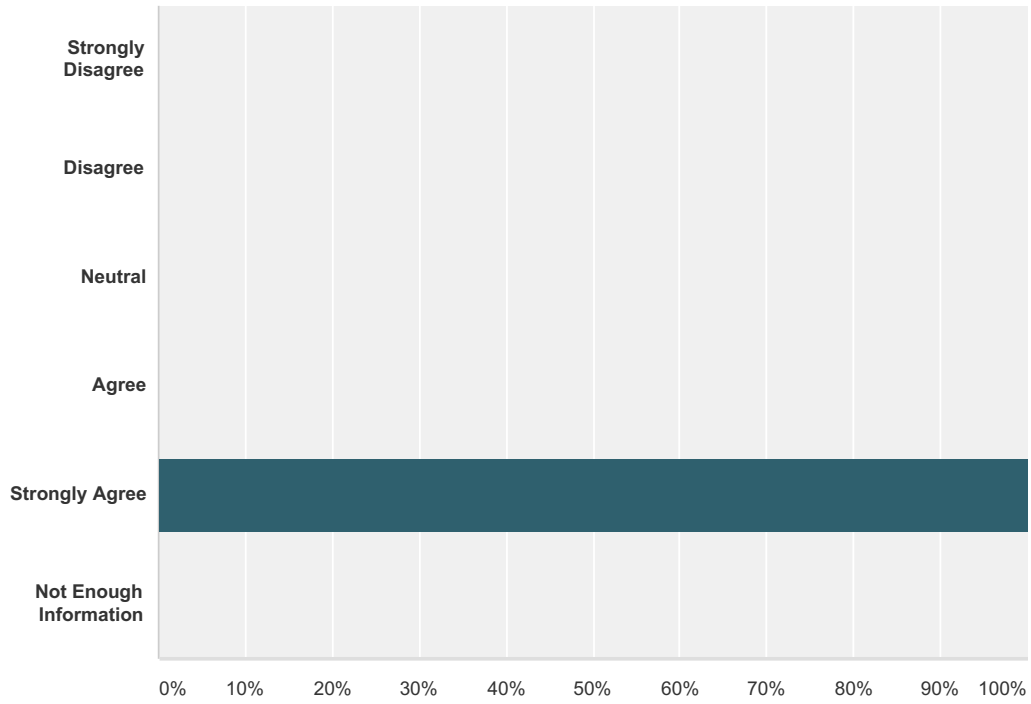
Answered: 1 Skipped: 1,069



Answer Choices	Responses	Count
Strongly Disagree	100.00%	1
Disagree	0.00%	0
Neutral	0.00%	0
Agree	0.00%	0
Strongly Agree	0.00%	0
Not Enough Information	0.00%	0
Total		1

Q358 I feel the services available at the school are adequate to support my child's social and emotional needs.

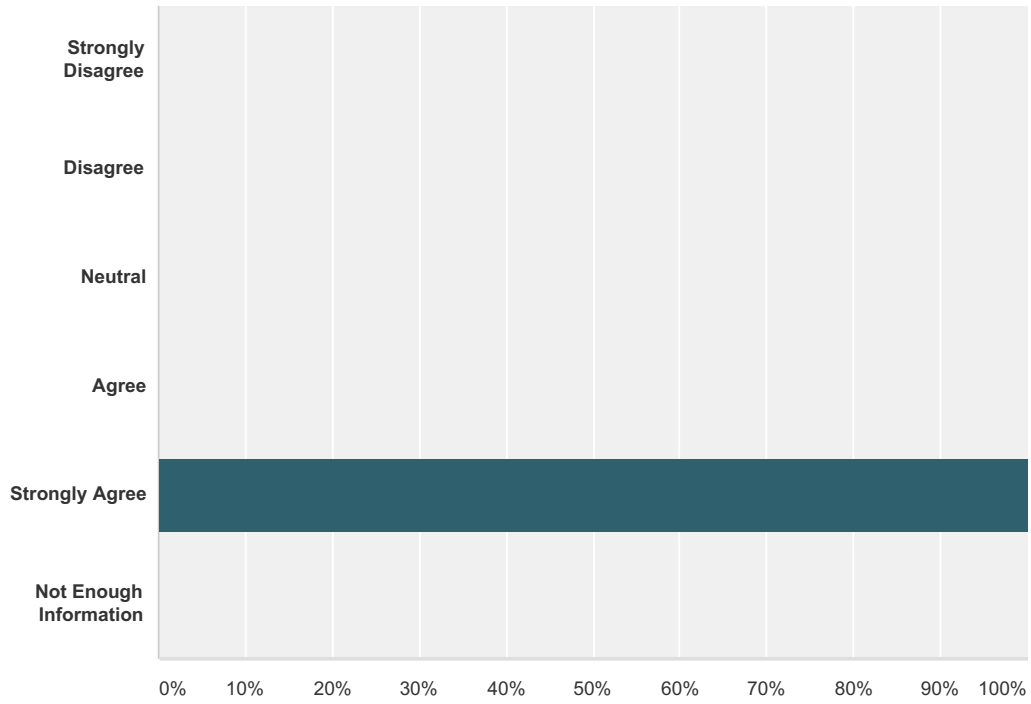
Answered: 1 Skipped: 1,069



Answer Choices	Responses
Strongly Disagree	0.00% 0
Disagree	0.00% 0
Neutral	0.00% 0
Agree	0.00% 0
Strongly Agree	100.00% 1
Not Enough Information	0.00% 0
Total	1

Q359 I feel comfortable reaching out to the school team to discuss any social or emotional conflicts my child experiences.

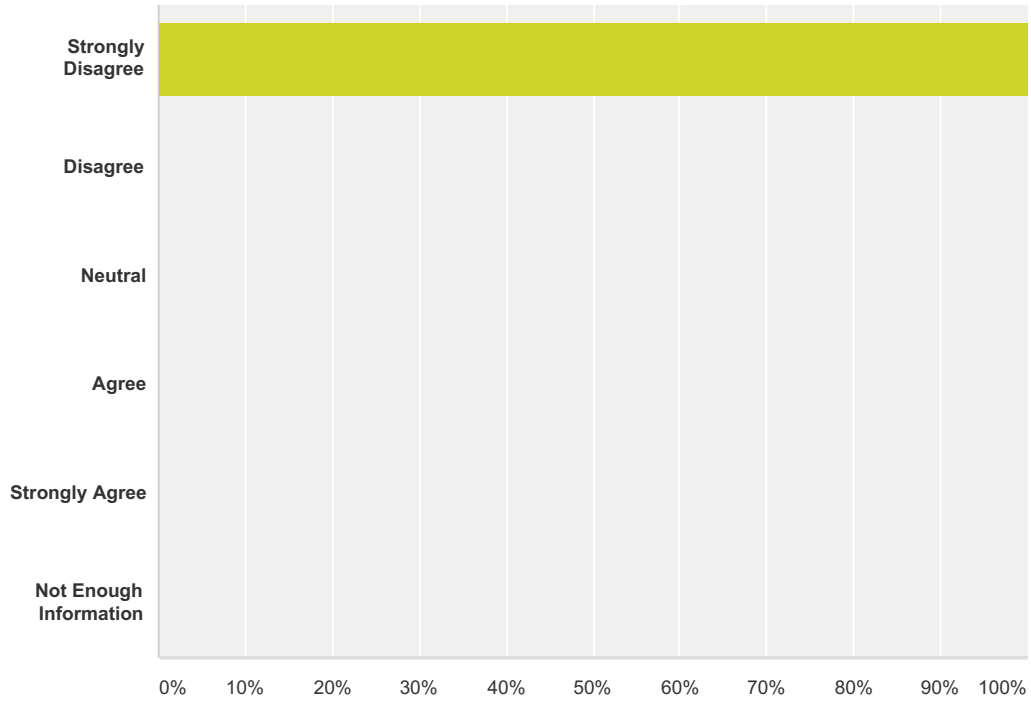
Answered: 1 Skipped: 1,069



Answer Choices	Responses
Strongly Disagree	0.00% 0
Disagree	0.00% 0
Neutral	0.00% 0
Agree	0.00% 0
Strongly Agree	100.00% 1
Not Enough Information	0.00% 0
Total	1

Q360 My child feels verbally harassed repeatedly at this school.

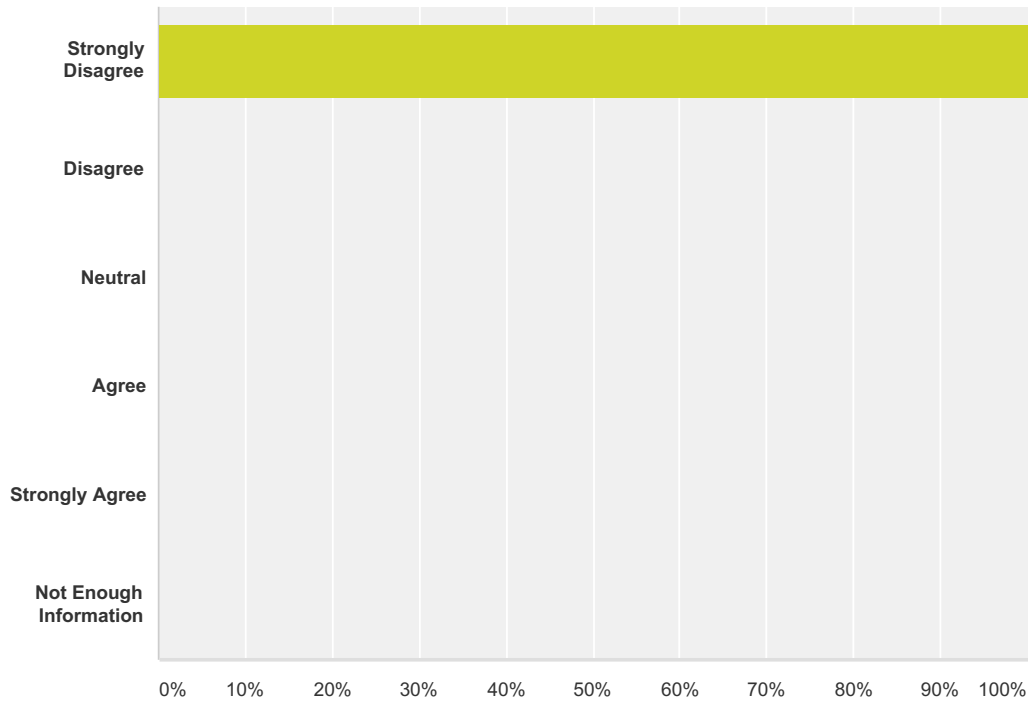
Answered: 1 Skipped: 1,069



Answer Choices	Responses	Count
Strongly Disagree	100.00%	1
Disagree	0.00%	0
Neutral	0.00%	0
Agree	0.00%	0
Strongly Agree	0.00%	0
Not Enough Information	0.00%	0
Total		1

Q361 My child feels physically harassed repeatedly at this school.

Answered: 1 Skipped: 1,069



Answer Choices	Responses	
Strongly Disagree	100.00%	1
Disagree	0.00%	0
Neutral	0.00%	0
Agree	0.00%	0
Strongly Agree	0.00%	0
Not Enough Information	0.00%	0
Total		1